

Round 14 - 2022 SABIC London E-Prix II

ABB FIA Formula E World Championship
Results Booklet

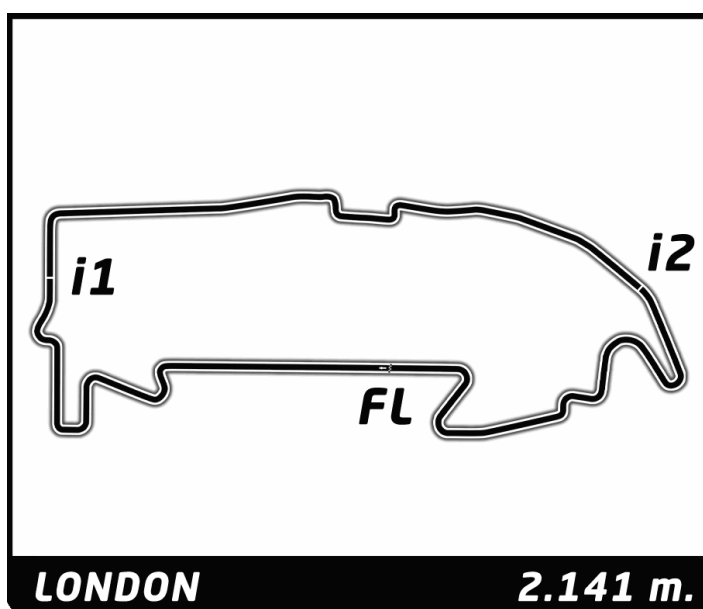




ABB FIA FORMULA E
WORLD CHAMPIONSHIP
2021/22

Doc No.

Date: 31/07/2022

Posted at:

ABB FIA FORMULA E WORLD CHAMPIONSHIP

Round 14 - 2022 SABIC London E-Prix II - Free Practice 3

CLASSIFICATION

Official Timekeeper: TAG Heuer

POS	NO	DRIVER	NAT	TEAM	CAR	TIME	LAP	TOTAL	GAP	KPH
1	37	Nick CASSIDY	NZL	Envision Racing	Audi e-tron FE07	1:12.933	16	19	-	105.7
2	13	Antonio Félix DA COSTA	PRT	DS TECHEETAH	DS E-TENSE FE21	1:12.972	17	17	+0.039	105.6
3	4	Robin FRIJNS	NLD	Envision Racing	Audi e-tron FE07	1:13.026	13	17	+0.093	105.5
4	7	Sérgio SETTE CÂMARA	BRA	DRAGON / PENSKE AUTOSPORT	PENSKE EV-5	1:13.030	15	20	+0.097	105.5
5	27	Jake DENNIS	GBR	Avalanche Andretti Formula E	BMW iFE.21	1:13.092	11	18	+0.159	105.5
6	94	Pascal WEHRLEIN	DEU	TAG Heuer Porsche Formula E Team	Porsche 99X Electric	1:13.121	14	20	+0.188	105.4
7	5	Stoffel VANDORNE	BEL	Mercedes-EQ Formula E Team	Mercedes-EQ Silver Arrow 02	1:13.126	10	16	+0.193	105.4
8	48	Edoardo MORTARA	CHE	ROKIT Venturi Racing	Mercedes-EQ Silver Arrow 02	1:13.140	9	17	+0.207	105.4
9	30	Oliver ROWLAND	GBR	MAHINDRA RACING	Mahindra M8Electro	1:13.151	20	20	+0.218	105.4
10	11	Lucas DI GRASSI	BRA	ROKIT Venturi Racing	Mercedes-EQ Silver Arrow 02	1:13.171	11	20	+0.238	105.3
11	9	Mitch EVANS	NZL	Jaguar TCS Racing	Jaguar I-Type 5	1:13.195	16	21	+0.262	105.3
12	17	Nyck DE VRIES	NLD	Mercedes-EQ Formula E Team	Mercedes-EQ Silver Arrow 02	1:13.202	10	16	+0.269	105.3
13	25	Jean-Éric VERGNE	FRA	DS TECHEETAH	DS E-TENSE FE21	1:13.202	18	19	+0.269	105.3
14	22	Maximilian GÜNTHER	DEU	Nissan e.dams	Nissan IM03	1:13.284	13	19	+0.351	105.2
15	10	Sam BIRD	GBR	Jaguar TCS Racing	Jaguar I-Type 5	1:13.334	15	18	+0.401	105.1
16	36	André LOTTERER	DEU	TAG Heuer Porsche Formula E Team	Porsche 99X Electric	1:13.419	18	19	+0.486	105.0
17	28	Oliver ASKEW	USA	Avalanche Andretti Formula E	BMW iFE.21	1:13.420	13	16	+0.487	105.0
18	99	Antonio GIOVINAZZI	ITA	DRAGON / PENSKE AUTOSPORT	PENSKE EV-5	1:13.507	17	20	+0.574	104.9
19	3	Oliver TURVEY	GBR	NIO 333 Formula E Team	NIO 333 001	1:13.692	12	19	+0.759	104.6
20	29	Alexander SIMS	GBR	MAHINDRA RACING	Mahindra M8Electro	1:13.884	16	18	+0.951	104.3
21	23	Sébastien BUEMI	CHE	Nissan e.dams	Nissan IM03	1:13.939	17	18	+1.006	104.2
22	33	Dan TICKTUM	GBR	NIO 333 Formula E Team	NIO 333 001	1:14.011	13	20	+1.078	104.1

■ 250KW ■ 220KW

FASTEST LAP

37 Nick CASSIDY NZL Envision Racing Audi e-tron FE07 1:12.933 on Lap 16 105.7 Kph

Race Director:
Scot Elkins

Timekeeper:
Cristóbal Lopera

Series Partners:



No part of these results/data may be reproduced, stored in a retrieval system or transmitted in any form or by any means electronic, mechanical, photocopying, recording, broadcasting or otherwise without prior permission of the copyright holder except for reproduction in local/national/international daily press and regular printed publications on sale to the public within 90 days of the event to which the results/data relate and provided that the copyright symbol appears together with the name of the copyright holder.

The FÉDÉRATION INTERNATIONALE DE L'AUTOMOBILE logo, FÉDÉRATION INTERNATIONALE DE L'AUTOMOBILE, FIA logo, FIA, FIA FORMULA-E CHAMPIONSHIP, FIA FORMULA-E CHAMPIONSHIP logo and related marks are protected trademarks of the Fédération Internationale de l'Automobile (FIA), Chemin de Blandonnet 2, 1214 Vernier, Switzerland.

©2022, Fédération Internationale de l'Automobile (FIA)

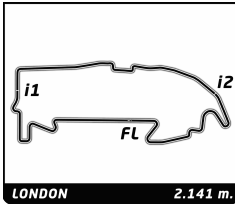


ABB FIA Formula E World Championship

Round 14 - 2022 SABIC London E-Prix II

Free Practice 3

Best Sector Times

Official Timekeeper

SECTOR 1			SECTOR 2			SECTOR 3				
Pos	Driver	Time	Driver	Time	Driver	Time	Pos	Driver	Ideal Lap	Best Lap
1	17 N.DE VRIES	24.150	10 S.BIRD	22.346	48 E.MORTARA	26.162	1	48 E.MORTARA	1:12.886	1:13.140 (8)
2	10 S.BIRD	24.159	4 R.FRIJNS	22.406	5 S.VANDOORNE	26.188	2	11 L.DI GRASSI	1:12.897	1:13.171 (10)
3	11 L.DI GRASSI	24.185	37 N.CASSIDY	22.418	37 N.CASSIDY	26.207	3	37 N.CASSIDY	1:12.933	1:12.933 (1)
4	13 A.DA COSTA	24.195	9 M.EVANS	22.420	7 S.SETTE CÁMARA	26.215	4	13 A.DA COSTA	1:12.972	1:12.972 (2)
5	4 R.FRIJNS	24.242	25 J.VERGNE	22.423	94 P.WEHRLEIN	26.234	5	4 R.FRIJNS	1:13.026	1:13.026 (3)
6	22 M.GÜNTHER	24.250	27 J.DENNIS	22.438	28 O.ASKEW	26.254	6	7 S.SETTE CÁMARA	1:13.030	1:13.030 (4)
7	30 O.ROWLAND	24.251	94 P.WEHRLEIN	22.452	99 A.GIOVINAZZI	26.255	7	10 S.BIRD	1:13.040	1:13.334 (15)
8	48 E.MORTARA	24.262	11 L.DI GRASSI	22.455	11 L.DI GRASSI	26.257	8	5 S.VANDOORNE	1:13.052	1:13.126 (7)
9	9 M.EVANS	24.274	48 E.MORTARA	22.462	13 A.DA COSTA	26.282	9	94 P.WEHRLEIN	1:13.069	1:13.121 (6)
10	25 J.VERGNE	24.277	3 O.TURVEY	22.488	27 J.DENNIS	26.297	10	27 J.DENNIS	1:13.092	1:13.092 (5)
11	7 S.SETTE CÁMARA	24.297	17 N.DE VRIES	22.488	22 M.GÜNTHER	26.327	11	17 N.DE VRIES	1:13.100	1:13.202 (13)
12	37 N.CASSIDY	24.308	36 A.LOTTERER	22.490	30 O.ROWLAND	26.332	12	30 O.ROWLAND	1:13.151	1:13.151 (9)
13	5 S.VANDOORNE	24.333	13 A.DA COSTA	22.495	4 R.FRIJNS	26.378	13	9 M.EVANS	1:13.195	1:13.195 (11)
14	27 J.DENNIS	24.357	7 S.SETTE CÁMARA	22.518	17 N.DE VRIES	26.462	14	25 J.VERGNE	1:13.202	1:13.202 (12)
15	94 P.WEHRLEIN	24.383	99 A.GIOVINAZZI	22.530	33 D.TICKTUM	26.464	15	99 A.GIOVINAZZI	1:13.216	1:13.507 (18)
16	28 O.ASKEW	24.419	5 S.VANDOORNE	22.531	29 A.SIMS	26.468	16	22 M.GÜNTHER	1:13.232	1:13.284 (14)
17	29 A.SIMS	24.428	30 O.ROWLAND	22.568	36 A.LOTTERER	26.497	17	28 O.ASKEW	1:13.375	1:13.420 (17)
18	99 A.GIOVINAZZI	24.431	22 M.GÜNTHER	22.655	23 S.BUEMI	26.498	18	36 A.LOTTERER	1:13.419	1:13.419 (16)
19	36 A.LOTTERER	24.432	28 O.ASKEW	22.702	9 M.EVANS	26.501	19	3 O.TURVEY	1:13.550	1:13.692 (19)
20	3 O.TURVEY	24.495	33 D.TICKTUM	22.717	25 J.VERGNE	26.502	20	29 A.SIMS	1:13.683	1:13.884 (20)
21	23 S.BUEMI	24.510	29 A.SIMS	22.787	10 S.BIRD	26.535	21	33 D.TICKTUM	1:13.842	1:14.011 (22)
22	33 D.TICKTUM	24.661	23 S.BUEMI	22.913	3 O.TURVEY	26.567	22	23 S.BUEMI	1:13.921	1:13.939 (21)

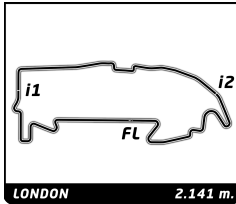


ABB FIA Formula E World Championship

Round 14 - 2022 SABIC London E-Prix II

Free Practice 3

Fastest Lap Sequence

Official Timekeeper 

Elapsed	Driver	Team	Car	Time	Kph	Lap
2:51.458	9 Mitch EVANS	Jaguar TCS Racing	Jaguar I-Type 5	1:23.592	92.2	2
3:04.118	30 Oliver ROWLAND	MAHINDRA RACING	Mahindra M8Electro	1:19.175	97.3	2
4:06.455	9 Mitch EVANS	Jaguar TCS Racing	Jaguar I-Type 5	1:14.997	102.8	3
4:18.283	28 Oliver ASKEW	Avalanche Andretti Formula E	BMW iFE.21	1:14.619	103.3	3
4:44.213	27 Jake DENNIS	Avalanche Andretti Formula E	BMW iFE.21	1:14.303	103.7	3
5:02.261	17 Nyck DE VRIES	Mercedes-EQ Formula E Team	Mercedes-EQ Silver Arrow 02	1:14.271	103.8	3
7:36.889	27 Jake DENNIS	Avalanche Andretti Formula E	BMW iFE.21	1:14.122	104.0	5
7:56.481	17 Nyck DE VRIES	Mercedes-EQ Formula E Team	Mercedes-EQ Silver Arrow 02	1:13.925	104.3	5
13:49.177	48 Edoardo MORTARA	ROKiT Venturi Racing	Mercedes-EQ Silver Arrow 02	1:13.140	105.4	9
17:53.837	27 Jake DENNIS	Avalanche Andretti Formula E	BMW iFE.21	1:13.092	105.5	11
23:46.422	7 Sérgio SETTE CÂMARA	DRAGON / PENSKE AUTOSPORT	PENSKE EV-5	1:13.030	105.5	15
24:26.629	4 Robin FRIJNS	Envision Racing	Audi e-tron FE07	1:13.026	105.5	13
26:00.749	37 Nick CASSIDY	Envision Racing	Audi e-tron FE07	1:12.933	105.7	16

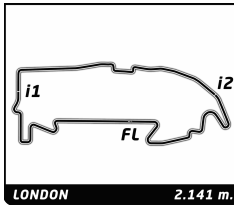


ABB FIA Formula E World Championship

Round 14 - 2022 SABIC London E-Prix II

Free Practice 3

Analysis

Official Timekeeper

■ FANBOOST ■ 250KW ■ 220KW ■ Invalidated Lap ■ Personal Best ■ Session Best ■ B Crossing the finish line in pit lane

Lap	Time	Sector 1	Sector 2	Sector 3	Kph	Elapsed	Lap	Time	Sector 1	Sector 2	Sector 3	Kph	Elapsed
3 Oliver TURVEY GBR													
NIO 333 Formula E Team NIO 333 001													
1	2:15.794	1:14.597	28.093	33.104	56.8	2:15.794	13	1:23.164	26.872	25.192	31.100	92.7	26:45.016
2	1:28.377	27.403	26.187	34.787	87.2	3:44.171	14	1:13.453	24.353	22.734	26.366	104.9	27:58.469
3	1:14.795	25.073	23.047	26.675	103.0	4:58.966	15	1:32.266	28.798	30.024	33.444	83.5	29:30.735
4	1:39.113	32.920	31.283	34.910	77.8	6:38.079	16	1:14.196	24.848	23.017	26.331	103.9	30:44.931
5	1:14.382	24.758	23.008	26.616	103.6	7:52.461							
6	1:23.535	26.802	25.853	30.880	92.3	9:15.996							
7	1:16.214	25.266	23.738	27.210	101.1	10:32.210							
8	1:15.927	25.182	23.540	27.205	101.5	11:48.137							
9	1:20.845 B	25.912	23.762	31.171	95.3	13:08.982							
10	2:47.685	1:50.577	26.983	30.125	46.0	15:56.667							
11	1:24.095	27.040	26.937	30.118	91.7	17:20.762							
12	1:13.692	24.495	22.488	26.709	104.6	18:34.454							
13	1:33.300	29.116	30.333	33.851	82.6	20:07.754							
14	1:14.279	24.669	23.043	26.567	103.8	21:22.033							
15	1:23.963 B	26.369	24.736	32.858	91.8	22:45.996							
16	3:22.222	2:26.308	26.511	29.403	38.1	26:08.218							
17	1:14.416	24.730	23.052	26.634	103.6	27:22.634							
18	1:38.499	30.536	30.490	37.473	78.3	29:01.133							
19	1:16.275	26.364	23.111	26.800	101.1	30:17.408							
4 Robin FRIJNS NLD													
Envision Racing Audi e-tron FE07													
1	1:32.324	35.432	27.077	29.815	83.5	1:32.324							
2	1:23.622	28.141	26.601	28.880	92.2	2:55.946							
3	1:14.998	25.048	23.159	26.791	102.8	4:10.944							
4	1:16.767	25.665	23.510	27.592	100.4	5:27.711							
5	1:15.791	25.300	23.402	27.089	101.7	6:43.502							
6	1:18.231 B	25.322	23.295	29.614	98.5	8:01.733							
7	7:23.870	6:28.214	26.815	28.841	17.4	15:25.603							
8	1:25.847	26.562	27.690	31.595	89.8	16:51.450							
9	1:13.996	24.704	22.817	26.475	104.2	18:05.446							
10	1:34.758	28.416	33.220	33.122	81.3	19:40.204							
11	1:17.080 B	24.606	22.896	29.578	100.0	20:57.284							
12	2:16.319	1:18.000	28.369	29.950	56.5	23:13.603							
13	1:13.026	24.242	22.406	26.378	105.5	24:26.629							
14	1:36.778	26.715	35.161	34.902	79.6	26:03.407							
15	1:25.320	29.222	25.591	30.507	90.3	27:28.727							
16	1:13.224	24.299	22.415	26.510	105.3	28:41.951							
17	1:22.238	25.420	23.559	33.259	93.7	30:04.189							
5 Stoffel VANDOORNE BEL													
Mercedes-EQ Formula E Team Mercedes-EQ Silver Arrow 02													
1	2:21.826	1:20.981	28.134	32.711	54.3	2:21.826							
2	1:29.978	28.234	26.474	35.270	85.7	3:51.804							
3	1:14.413	24.809	22.889	26.715	103.6	5:06.217							
4	1:40.389	32.754	32.025	35.610	76.8	6:46.606							
5	1:14.011	24.590	22.929	26.492	104.1	8:00.617							
6	1:21.791 B	25.501	23.362	32.928	94.2	9:22.408							
7	8:09.386	6:59.574	31.679	38.133	15.7	17:31.794							
8	1:13.483	24.578	22.531	26.374	104.9	18:45.277							
9	1:40.863	31.833	35.742	33.288	76.4	20:26.140							
10	1:13.126	24.333	22.605	26.188	105.4	21:39.266							
11	1:26.510 B	27.453	25.367	33.690	89.1	23:05.776							
12	2:16.076	1:14.788	28.471	32.817	56.6	25:21.852							
7 Sérgio SETTE CÂMARA BRA													
DRAGON / PENSKE AUTOSPORT PENSKE EV-5													
1	1:50.443	49.560	28.870	32.013	69.8	1:50.443							
2	1:28.145	28.442	28.312	31.391	87.4	3:18.588							
3	1:14.701	25.015	23.049	26.637	103.2	4:33.289							
4	1:37.549	31.344	33.557	32.648	79.0	6:10.838							
5	1:36.132	27.859	28.128	40.145	80.2	7:46.970							
6	1:14.064	24.800	22.951	26.313	104.1	9:01.034							
7	1:24.031 B	26.663	26.008	31.360	91.7	10:25.065							
8	2:15.116	1:18.962	25.506	30.648	57.0	12:40.181							
9	1:13.569	24.569	22.698	26.302	104.8	13:53.750							
10	1:36.847	28.859	32.962	35.026	79.6	15:30.597							
11	1:14.260	24.594	23.003	26.663	103.8	16:44.857							
12	1:57.350	30.862	39.939	46.549	65.7	18:42.207							
13	1:35.711 B	43.213	22.967	29.531	80.5	20:17.918							
14	2:15.474	1:21.731	25.749	27.994	56.9	22:33.392							
15	1:13.030	24.297	22.518	26.215	105.5	23:46.422							
16	1:33.507	28.340	31.135	34.032	82.4	25:19.929							
17	1:35.410	32.345	30.697	32.368	80.8	26:55.339							
18	1:13.885	24.607	22.849	26.429	104.3	28:09.224							
19	1:37.157	31.088	31.300	34.769	79.3	29:46.381							
20	1:14.063	24.525	22.950	26.588	104.1	31:00.444							
9 Mitch EVANS NZL													
Jaguar TCS Racing Jaguar I-Type 5													
1	1:27.866	31.253	26.506	30.107	87.7	1:27.866							
2	1:23.592	29.290	25.697	28.605	92.2	2:51.458							
3	1:14.997	25.219	23.068	26.710	102.8	4:06.455							
4	1:26.441	28.437	28.265	29.739	89.2	5:32.896							
5	1:14.355	24.807	22.857	26.691	103.7	6:47.251							
6	1:16.551	25.554	23.469	27.528	100.7	8:03.802							
7	1:20.338 B	25.205	23.500	31.633	95.9	9:24.140							
8	2:14.039	1:19.634	25.676	28.729	57.5	11:38.179							
9	1:19.725	26.657	24.425	28.643	96.7	12:57.904							
10	1:22.695	25.657	26.183	30.855	93.2	14:20.599							
11	1:17.955	24.611	22.842	30.502	98.9	15:38.554							
12	1:27.310	27.146	29.243	30.921	88.3	17:05.864							
13	1:13.639	24.498	22.436	26.705	104.7	18:19.503							
14	1:19.076 B	25.288	23.811	29.977	97.5	19:38.579							
15	2:13.823	1:18.333	26.189	29.301	57.6	21:52.402							
16	1:13.195	24.274	22.420	26.501	105.3	23:05.597							
17	1:26.238	27.106	29.294	29.838	89.4	24:31.835							
18	1:14.540	24.832	22.804	26.904	103.4	25:46.375							
19	1:25.652 B	30.423	25.131	30.098	90.0	27:12.027							
20	2:06.102	1:03.877	27.272	34.953	61.1	29:18.129							
21	1:13.764	24.479	22.718	26.567	104.5	30:31.893							
10 Sam BIRD GBR													
Jaguar TCS Racing Jaguar I-Type 5													
1	1:52.453	52.223	28.093	32.137	68.5	1:52.453							
2	1:29.443	28.840	27.114	33.489	86.2	3:21.896							
3	1:14.898	25.085	23.007	26.806	102.9	4:36.794							

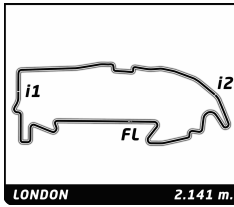


ABB FIA Formula E World Championship

Round 14 - 2022 SABIC London E-Prix II

Free Practice 3

Analysis

Official Timekeeper

■ FANBOOST ■ 250KW ■ 220KW ■ Invalidated Lap ■ Personal Best ■ Session Best ■ B Crossing the finish line in pit lane

Lap	Time	Sector 1	Sector 2	Sector 3	Kph	Elapsed	Lap	Time	Sector 1	Sector 2	Sector 3	Kph	Elapsed
4	1:38.690	32.366	33.367	32.957	78.1	6:15.484	17	1:12.972	24.195	22.495	26.282	105.6	30:28.284
5	1:54.035	26.931	39.400	47.704	67.6	8:09.519	17 Nyck DE VRIES NLD						
6	1:14.250	24.758	22.918	26.574	103.8	9:23.769	Mercedes-EQ Formula E Team Mercedes-EQ Silver Arrow 02						
7	1:18.864 B	25.298	23.587	29.979	97.7	10:42.633	1	2:18.197	1:18.389	27.649	32.159	55.8	2:18.197
8	2:19.005	1:20.761	28.183	30.061	55.4	13:01.638	2	1:29.793	27.949	28.771	33.073	85.8	3:47.990
9	1:26.023	27.665	25.815	32.543	89.6	14:27.661	3	1:14.271	24.850	22.840	26.581	103.8	5:02.261
10	1:16.487	24.452	23.072	28.963	100.8	15:44.148	4	1:40.295	32.917	35.190	32.188	76.8	6:42.556
11	1:50.579	29.239	39.908	41.432	69.7	17:34.727	5	1:13.925	24.557	22.739	26.629	104.3	7:56.481
12	1:14.325	24.675	22.770	26.880	103.7	18:49.052	6	1:21.815 B	25.811	23.297	32.707	94.2	9:18.296
13	1:19.001 B	25.812	23.599	29.590	97.6	20:08.053	7	7:52.468	6:54.902	26.199	31.367	16.3	17:10.764
14	3:12.131	2:12.978	26.697	32.456	40.1	23:20.184	8	1:13.399	24.406	22.488	26.505	105.0	18:24.163
15	1:13.334	24.159	22.346	26.829	105.1	24:33.518	9	1:33.583	30.568	32.028	30.987	82.4	19:57.746
16	1:41.497 B	29.940	34.196	37.361	75.9	26:15.015	10	1:13.202	24.150	22.590	26.462	105.3	21:10.948
17	3:19.508	2:13.779	27.589	38.140	38.6	29:34.523	11	1:22.154 B	26.100	25.034	31.020	93.8	22:33.102
18	1:21.147	24.279	30.333	26.535	95.0	30:55.670	12	2:06.707	1:07.271	29.909	29.527	60.8	24:39.809

Lap	Time	Sector 1	Sector 2	Sector 3	Kph	Elapsed	
11	Lucas DI GRASSI						BRA
						ROKIT Venturi Racing Mercedes-EQ Silver Arrow 02	
1	1:41.439	42.572	27.262	31.605	76.0	1:41.439	
2	1:30.537	27.982	29.156	33.399	85.1	3:11.976	
3	1:14.872	25.132	23.123	26.617	102.9	4:26.848	
4	1:35.666	30.770	30.668	34.228	80.6	6:02.514	
5	1:14.724	24.943	23.025	26.756	103.1	7:17.238	
6	1:31.219	30.161	29.297	31.761	84.5	8:48.457	
7	1:14.102	24.523	23.095	26.484	104.0	10:02.559	
8	1:20.484 B	26.576	23.917	29.991	95.8	11:23.043	
9	2:19.911	1:20.943	28.431	30.537	55.1	13:42.954	
10	1:26.755	27.353	25.967	33.435	88.8	15:09.709	
11	1:13.171	24.357	22.557	26.257	105.3	16:22.880	
12	1:29.880	30.493	29.793	29.594	85.8	17:52.760	
13	1:13.890	24.515	22.943	26.432	104.3	19:06.650	
14	1:22.964 B	27.263	23.825	31.876	92.9	20:29.614	
15	3:02.486	2:06.983	25.793	29.710	42.2	23:32.100	
16	1:24.010	27.903	24.913	31.194	91.7	24:56.110	
17	1:13.579	24.185	22.455	26.939	104.8	26:09.689	
18	1:31.405	29.874	30.086	31.445	84.3	27:41.094	
19	1:13.734	24.400	22.865	26.469	104.5	28:54.828	
20	1:19.058	26.961	24.019	28.078	97.5	30:13.886	

Lap	Time	Sector 1	Sector 2	Sector 3	Kph	Elapsed	
13	Antonio Félix DA COSTA						PRT
						DS TECHEETAH DS E-TENSE FE21	
1	1:31.303	32.761	26.662	31.880	84.4	1:31.303	
2	1:29.851	31.587	27.034	31.230	85.8	3:01.154	
3	1:15.323	25.280	23.223	26.820	102.3	4:16.477	
4	1:38.770	34.708	30.506	33.556	78.0	5:55.247	
5	1:14.817	24.894	23.141	26.782	103.0	7:10.064	
6	1:16.970	25.786	23.917	27.267	100.1	8:27.034	
7	1:21.082 B	25.510	23.661	31.911	95.1	9:48.116	
8	5:46.061	4:47.597	25.890	32.574	22.3	15:34.177	
9	1:13.550	24.509	22.582	26.459	104.8	16:47.727	
10	1:39.232	31.016	34.840	33.376	77.7	18:26.959	
11	1:14.064	24.642	22.845	26.577	104.1	19:41.023	
12	1:38.509	30.795	33.539	34.175	78.2	21:19.532	
13	1:14.648	24.698	22.920	27.030	103.3	22:34.180	
14	1:27.993 B	29.577	25.752	32.664	87.6	24:02.173	
15	3:43.455	2:37.680	33.037	32.738	34.5	27:45.628	
16	1:29.684	28.240	28.342	33.102	85.9	29:15.312	

Lap	Time	Sector 1	Sector 2	Sector 3	Kph	Elapsed	
22	Maximilian GÜNTHER						DEU
						Nissan e.dams Nissan IM03	
1	2:10.766	1:11.056	28.419	31.291	58.9	2:10.766	
2	1:24.616	26.911	25.927	31.778	91.1	3:35.382	
3	1:14.544	24.947	22.892	26.705	103.4	4:49.926	
4	1:35.766	33.510	29.935	32.321	80.5	6:25.692	
5	1:30.233	30.854	28.737	30.642	85.4	7:55.925	
6	1:14.472	24.669	23.156	26.647	103.5	9:10.397	
7	1:18.827 B	25.371	23.904	29.552	97.8	10:29.224	
8	4:01.704	3:05.732	26.921	29.051	31.9	14:30.928	
9	1:22.924	26.391	25.837	30.696	92.9	15:53.852	
10	1:21.085	27.019	26.115	27.951	95.1	17:14.937	
11	1:14.737	24.527	23.043	27.167	103.1	18:29.674	
12	1:34.041	31.690	31.511	30.840	82.0	20:03.715	
13	1:13.284	24.250	22.655	26.379	105.2	21:16.999	
14	1:24.254 B	26.404	27.347	30.503	91.5	22:41.253	
15	2:27.519	1:31.578	26.170	29.771	52.2	25:08.772	
16	1:13.689	24.589	22.773	26.327	104.6	26:22.461	
17	1:34.879	29.411	31.343	34.125	81.2	27:57.340	
18	1:14.009	24.520	22.922	26.567	104.1	29:11.349	
19	1:19.040	27.096	25.134	26.810	97.5	30:30.389	

Lap	Time	Sector 1	Sector 2	Sector 3	Kph	Elapsed	
23	Sébastien BUEMI						CHE
						Nissan e.dams Nissan IM03	
1	2:14.073	1:13.005	27.992	33.076	57.5	2:14.073	
2	1:27.043	27.771	25.923	33.349	88.5	3:41.116	
3	1:14.856	25.119	23.009	26.728	103.0	4:55.972	
4	1:38.993	33.104	33.060	32.829	77.9	6:34.965	
5	1:14.535	24.731	23.045	26.759	103.4	7:49.500	
6	1:29.525	28.568	24.524	36.433	86.1	9:19.025	
7	1:20.362 B	25.436	23.786	31.140	95.9	10:39.387	
8	4:00.312	3:02.553	27.022	30.737	32.1	14:39.699	
9	1:22.850	28.028	25.815	29.007	93.0	16:02.549	
10	1:24.233	26.544	27.340	30.349	91.5	17:26.782	
11	1:14.144	24.510	22.950	26.684	104.0	18:40.926	
12	1:33.817 B	30.208	26.219	37.390	82.2	20:14.743	

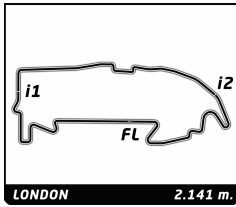


ABB FIA Formula E World Championship

Round 14 - 2022 SABIC London E-Prix II

Free Practice 3

Analysis

Official Timekeeper

■ FANBOOST ■ 250KW ■ 220KW ■ Invalidated Lap ■ Personal Best ■ Session Best ■ B Crossing the finish line in pit lane

Lap	Time	Sector 1	Sector 2	Sector 3	Kph	Elapsed	Lap	Time	Sector 1	Sector 2	Sector 3	Kph	Elapsed
13	2:49.735	1:53.428	25.223	31.084	45.4	23:04.478	6	7:13.771	6:13.801	29.177	30.793	17.8	14:23.572
14	1:14.076	24.586	22.992	26.498	104.0	24:18.554	7	1:23.549	26.922	25.870	30.757	92.3	15:47.121
15	1:44.977	33.085	35.226	36.666	73.4	26:03.531	8	1:54.007	50.544	33.322	30.141	67.6	17:41.128
16	1:40.749	33.936	33.859	32.954	76.5	27:44.280	9	1:14.655	24.532	23.477	26.646	103.2	18:55.783
17	1:13.939	24.520	22.913	26.506	104.2	28:58.219	10	1:22.280	28.035	23.881	30.364	93.7	20:18.063
18	1:35.402 B	31.725	29.872	33.805	80.8	30:33.621	11	1:21.417 B	25.597	23.529	32.291	94.7	21:39.480

25 **Jean-Éric VERGNE** FRA
DS TECHEETAH DS E-TENSE FE21

1	1:57.207	57.805	28.773	30.629	65.8	1:57.207
2	1:29.284	26.400	30.591	32.293	86.3	3:26.491
3	1:14.625	24.919	22.923	26.783	103.3	4:41.116
4	1:38.462	31.940	33.217	33.305	78.3	6:19.578
5	1:29.385	24.843	27.551	36.991	86.2	7:48.963
6	1:14.527	24.768	22.814	26.945	103.4	9:03.490
7	1:32.409	30.952	32.676	28.781	83.4	10:35.899
8	1:14.230	24.657	22.817	26.756	103.8	11:50.129
9	1:21.401 B	25.992	23.520	31.889	94.7	13:11.530
10	3:32.078	2:35.889	25.160	31.029	36.3	16:43.608
11	1:13.549	24.475	22.478	26.596	104.8	17:57.157
12	1:26.419	29.824	26.711	29.884	89.2	19:23.576
13	1:26.101	24.556	32.269	29.276	89.5	20:49.677
14	1:17.286	25.033	23.958	28.295	99.7	22:06.963
15	1:19.672 B	25.149	23.621	30.902	96.7	23:26.635
16	3:47.104	2:49.809	26.317	30.978	33.9	27:13.739
17	1:16.987	25.576	23.338	28.073	100.1	28:30.726
18	1:13.202	24.277	22.423	26.502	105.3	29:43.928
19	1:15.788	25.325	23.505	26.958	101.7	30:59.716

27 **Jake DENNIS** GBR
Avalanche Andretti Formula E BMW iFE.21

1	2:04.368	1:04.454	27.899	32.015	62.0	2:04.368
2	1:25.542	28.761	25.547	31.234	90.1	3:29.910
3	1:14.303	24.908	22.879	26.516	103.7	4:44.213
4	1:38.554	31.104	32.032	35.418	78.2	6:22.767
5	1:14.122	24.712	22.888	26.522	104.0	7:36.889
6	1:18.445	26.987	23.942	27.516	98.3	8:55.334
7	1:16.347	25.689	23.659	26.999	101.0	10:11.681
8	1:23.098 B	24.842	23.719	34.537	92.8	11:34.779
9	3:43.254	2:44.366	26.805	32.083	34.5	15:18.033
10	1:22.712	27.363	24.802	30.547	93.2	16:40.745
11	1:13.092	24.357	22.438	26.297	105.5	17:53.837
12	1:36.902	29.990	32.390	34.522	79.5	19:30.739
13	1:14.231	24.539	23.214	26.478	103.8	20:44.970
14	1:29.236 B	28.039	27.918	33.279	86.4	22:14.206
15	4:38.773	3:39.501	26.724	32.548	27.6	26:52.979
16	1:13.533	24.717	22.451	26.365	104.8	28:06.512
17	1:36.332	32.303	30.201	33.828	80.0	29:42.844
18	1:13.680	24.492	22.724	26.464	104.6	30:56.524

28 **Oliver ASKEW** USA
Avalanche Andretti Formula E BMW iFE.21

1	1:35.641	37.295	27.045	31.301	80.6	1:35.641
2	1:28.023	30.334	24.700	32.989	87.6	3:03.664
3	1:14.619	25.063	22.893	26.663	103.3	4:18.283
4	1:31.477	29.771	29.688	32.018	84.3	5:49.760
5	1:20.041 B	24.711	22.856	32.474	96.3	7:09.801

29 **Alexander SIMS** GBR
MAHINDRA RACING Mahindra M8Electro

1	2:06.212	1:05.931	28.641	31.640	61.1	2:06.212
2	1:26.785	30.107	25.417	31.261	88.8	3:32.997
3	1:21.992	25.217	29.247	27.528	94.0	4:54.989
4	1:32.516	29.639	29.494	33.383	83.3	6:27.505
5	1:18.789 B	24.994	22.984	30.811	97.8	7:46.294
6	3:03.525	2:06.302	26.710	30.513	42.0	10:49.819
7	1:24.452	28.423	27.280	28.749	91.3	12:14.271
8	1:14.185	24.694	22.940	26.551	103.9	13:28.456
9	1:35.531	29.373	35.651	30.507	80.7	15:03.987
10	1:14.056	24.611	22.977	26.468	104.1	16:18.043
11	1:17.350	25.820	24.034	27.496	99.6	17:35.393
12	1:17.053	25.709	23.778	27.566	100.0	18:52.446
13	1:18.725 B	25.585	23.813	29.327	97.9	20:11.171
14	5:13.401	4:15.848	26.643	30.910	24.6	25:24.572
15	1:33.215	26.099	35.193	31.923	82.7	26:57.787
16	1:13.884	24.428	22.787	26.669	104.3	28:11.671
17	1:14.911	24.695	23.057	27.159	102.9	29:26.582
18	1:14.499	24.794	23.027	26.678	103.5	30:41.081

30 **Oliver ROWLAND** GBR
MAHINDRA RACING Mahindra M8Electro

1	1:44.943	45.093	27.128	32.722	73.4	1:44.943
2	1:19.175	26.955	24.398	27.822	97.3	3:04.118
3	1:16.833	25.676	23.864	27.293	100.3	4:20.951
4	1:16.340	25.546	23.693	27.101	101.0	5:37.291
5	1:30.769	28.840	29.562	32.367	84.9	7:08.060
6	1:29.057	24.823	30.933	33.301	86.5	8:37.117
7	1:17.468 B	24.865	23.140	29.463	99.5	9:54.585
8	2:23.475	1:21.490	29.839	32.146	53.7	12:18.060
9	1:23.697	27.476	26.042	30.179	92.1	13:41.757
10	1:14.221	24.672	22.993	26.556	103.8	14:55.978
11	1:34.158	30.940	32.354	30.864	81.9	16:30.136
12	1:21.717 B	24.611	22.946	34.160	94.3	17:51.853
13	2:19.959	1:17.317	27.604	35.038	55.1	20:11.812
14	1:23.634	27.265	26.781	29.588	92.2	21:35.446
15	1:14.018	24.299	22.570	27.149	104.1	22:49.464
16	1:34.102	28.765	35.491	29.846	81.9	24:23.566
17	1:14.202	24.616	22.955	26.631	103.9	25:37.768
18	1:21.260 B	25.886	24.413	30.961	94.9	26:59.028
19	2:11.373	1:13.587	26.229	31.557	58.7	29:10.401
20	1:13.151	24.251	22.568	26.332	105.4	30:23.552

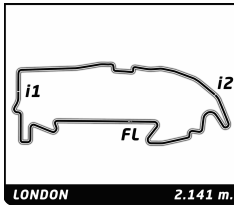


ABB FIA Formula E World Championship

Round 14 - 2022 SABIC London E-Prix II

Free Practice 3

Analysis

Official Timekeeper

■ FANBOOST ■ 250KW ■ 220KW ■ Invalidated Lap ■ Personal Best ■ Session Best ■ B Crossing the finish line in pit lane

Lap	Time	Sector 1	Sector 2	Sector 3	Kph	Elapsed	Lap	Time	Sector 1	Sector 2	Sector 3	Kph	Elapsed
33 Dan TICKTUM GBR NIO 333 Formula E Team NIO 333 001							10	1:13.755	24.642	22.825	26.288	104.5	16:14.715
1	2:26.212	1:24.138	28.473	33.601	52.7	2:26.212	11	1:36.789	31.149	27.665	37.975	79.6	17:51.504
2	1:31.152	29.484	26.466	35.202	84.6	3:57.364	12	1:13.403	24.359	22.614	26.430	105.0	19:04.907
3	1:14.837	25.216	23.051	26.570	103.0	5:12.201	13	1:16.434	25.838	23.596	27.000	100.8	20:21.341
4	1:37.833	31.082	29.801	36.950	78.8	6:50.034	14	1:21.564 B	25.198	23.397	32.969	94.5	21:42.905
5	1:14.407	24.897	22.919	26.591	103.6	8:04.441	15	3:04.911	2:10.041	25.172	29.698	41.7	24:47.816
6	1:17.762	26.610	23.825	27.327	99.1	9:22.203	16	1:12.933	24.308	22.418	26.207	105.7	26:00.749
7	1:16.480	25.579	23.783	27.118	100.8	10:38.683	17	1:52.288	33.061	42.528	36.699	68.6	27:53.037
8	1:24.623 B	29.213	23.929	31.481	91.1	12:03.306	18	1:13.688	24.564	22.829	26.295	104.6	29:06.725
9	2:13.824	1:17.895	26.159	29.770	57.6	14:17.130	19	1:14.916	25.115	23.042	26.759	102.9	30:21.641
10	1:33.365	28.853	24.514	39.998	82.6	15:50.495							
11	1:42.548	24.773	42.493	35.282	75.2	17:33.043							
12	1:28.672	29.994	26.857	31.821	86.9	19:01.715							
13	1:14.011	24.661	22.717	26.633	104.1	20:15.726							
14	1:31.710 B	29.784	29.091	32.835	84.0	21:47.436							
15	2:16.324	1:19.726	25.509	31.089	56.5	24:03.760							
16	1:14.197	24.819	22.914	26.464	103.9	25:17.957							
17	1:31.712	28.051	31.573	32.088	84.0	26:49.669							
18	1:34.668	31.274	30.240	33.154	81.4	28:24.337							
19	1:14.511	24.816	22.998	26.697	103.4	29:38.848							
20	1:35.436 B	29.051	29.001	37.384	80.8	31:14.284							
36 André LOTTERER DEU TAG Heuer Porsche Formula E Team Porsche 99X Electric							10	1:13.755	24.642	22.825	26.288	104.5	16:14.715
1	2:23.525	1:25.902	27.216	30.407	53.7	2:23.525	11	1:30.297	28.140	26.560	35.597	85.4	3:10.547
2	1:31.408	28.696	27.552	35.160	84.3	3:54.933	12	1:14.891	25.292	22.968	26.631	102.9	4:25.438
3	1:15.034	25.083	23.111	26.840	102.7	5:09.967	13	1:33.414	30.029	31.159	32.226	82.5	5:58.852
4	1:18.124	26.261	24.232	27.631	98.7	6:28.091	14	1:14.673	25.169	23.039	26.465	103.2	7:13.525
5	1:16.122	25.225	23.619	27.278	101.3	7:44.213	15	1:22.528 B	27.061	23.865	31.602	93.4	8:36.053
6	1:42.015	28.991	32.630	40.394	75.6	9:26.228	16	2:36.142	1:38.638	26.652	30.852	49.4	11:12.195
7	1:14.748	24.830	23.271	26.647	103.1	10:40.976	17	1:23.842	27.587	26.583	29.672	91.9	12:36.037
8	1:19.062 B	25.458	23.682	29.922	97.5	12:00.038	18	1:13.140	24.516	22.462	26.162	105.4	13:49.177
9	2:00.467	1:08.027	24.157	28.283	64.0	14:00.505	19	1:27.772	28.201	28.098	31.473	87.8	15:16.949
10	1:14.303	24.901	22.714	26.688	103.7	15:14.808	20	1:13.934	24.655	22.868	26.411	104.2	16:30.883
11	1:22.832 B	26.176	25.813	30.843	93.1	16:37.640	21	1:29.532	26.629	29.103	33.800	86.1	18:00.415
12	2:17.477	1:26.709	24.124	26.644	56.1	18:55.117	22	1:19.996	24.672	23.101	32.223	96.3	19:20.411
13	1:15.246	24.918	23.204	27.124	102.4	20:10.363	23	1:32.762 B	24.709	36.459	31.594	83.1	20:53.173
14	1:21.907	26.136	25.685	30.086	94.1	21:32.270	24	3:23.731	2:26.488	26.794	30.449	37.8	24:16.904
15	1:14.514	24.627	23.103	26.784	103.4	22:46.784	25	1:25.902	27.631	27.761	30.510	89.7	25:42.806
16	1:21.078 B	26.655	24.544	29.879	95.1	24:07.862	26	1:28.586 B	24.262	30.769	33.555	87.0	27:11.392
17	3:30.346	2:34.029	25.588	30.729	36.6	27:38.208							
18	1:13.419	24.432	22.490	26.497	105.0	28:51.627							
19	1:26.849 B	27.313	25.919	33.617	88.7	30:18.476							
37 Nick CASSIDY NZL Envision Racing Audi e-tron FE07							10	1:13.755	24.642	22.825	26.288	104.5	16:14.715
1	1:33.191	33.636	27.027	32.528	82.7	1:33.191	11	1:25.849	28.783	26.331	30.735	89.8	3:08.299
2	1:24.277	27.895	26.530	29.852	91.5	2:57.468	12	1:14.705	25.066	23.065	26.574	103.2	4:23.004
3	1:17.051	26.080	23.608	27.363	100.0	4:14.519	13	1:16.791	25.568	23.739	27.484	100.4	5:39.795
4	1:31.304	26.093	29.001	36.210	84.4	5:45.823	14	1:16.042	25.333	23.554	27.155	101.4	6:55.837
5	1:17.706	24.940	23.481	29.285	99.2	7:03.529	15	1:31.380 B	30.553	29.864	30.963	84.3	8:27.217
6	1:14.248	24.696	22.967	26.585	103.8	8:17.777	16	3:06.405	2:12.810	24.724	28.871	41.3	11:33.622
7	1:24.391 B	27.021	24.615	32.755	91.3	9:42.168	17	1:18.170	25.803	24.802	27.565	98.6	12:51.792
8	3:54.734	3:00.338	25.957	28.439	32.8	13:36.902	18	1:13.719	24.536	22.793	26.390	104.6	14:05.511
9	1:24.058	26.619	27.174	30.265	91.7	15:00.960	19	1:35.514	29.442	30.554	35.518	80.7	15:41.025
							20	1:13.302	24.495	22.452	26.355	105.1	16:54.327
							21	1:29.888 B	29.790	26.837	33.261	85.7	18:24.215
							22	2:08.261	1:17.601	23.447	27.213	60.1	20:32.476
							23	1:13.121	24.391	22.496	26.234	105.4	21:45.597
							24	1:24.626	27.218	24.942	32.466	91.1	23:10.223
							25	1:13.882	24.482	22.832	26.568	104.3	24:24.105
							26	1:22.187 B	27.602	23.853	30.732	93.8	25:46.292
							27	2:31.468	1:35.267	24.799	31.402	50.9	28:17.760
							28	1:13.512	24.383	22.766	26.363	104.8	29:31.272
							29	1:27.462 B	29.836	25.922	31.704	88.1	30:58.734
99 Antonio GIOVINAZZI ITA DRAGON / PENSKE AUTOSPORT PENSKE EV-5							10	1:13.755	24.642	22.825	26.288	104.5	16:14.715
1	1:46.121	47.425	27.706	30.990	72.6	1:46.121							

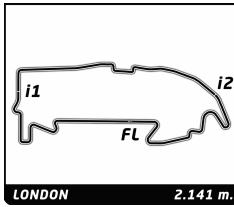


ABB FIA Formula E World Championship

Round 14 - 2022 SABIC London E-Prix II

Free Practice 3

Analysis

Official Timekeeper

■ FANBOOST ■ 250KW ■ 220KW ■ Invalidated Lap ■ Personal Best ■ Session Best **B** Crossing the finish line in pit lane

Lap	Time		Sector 1	Sector 2	Sector 3	Kph	Elapsed	Lap	Time	Sector 1	Sector 2	Sector 3	Kph	Elapsed
2	1:28.888	■	28.446	26.723	33.719	86.7	3:15.009							
3	1:14.758	■	25.010	23.061	26.687	103.1	4:29.767							
4	1:36.148	■	33.440	29.369	33.339	80.2	6:05.915							
5	1:45.242	■	34.643	31.954	38.645	73.2	7:51.157							
6	1:14.463	■	24.847	22.941	26.675	103.5	9:05.620							
7	1:40.267	■	34.436	34.866	30.965	76.9	10:45.887							
8	1:14.410	■	24.744	23.005	26.661	103.6	12:00.297							
9	1:20.266	B	26.680	23.695	29.891	96.0	13:20.563							
10	2:22.754	■	1:20.106	26.636	36.012	54.0	15:43.317							
11	1:14.793	■	24.726	22.867	27.200	103.1	16:58.110							
12	1:35.372	■	34.335	29.477	31.560	80.8	18:33.482							
13	1:13.513	■	24.441	22.793	26.279	104.8	19:46.995							
14	1:15.877	■	25.447	23.575	26.855	101.6	21:02.872							
15	1:18.419	B	25.234	23.493	29.692	98.3	22:21.291							
16	2:43.764	■	1:48.537	26.216	29.011	47.1	25:05.055							
17	1:13.507	■	24.431	22.530	26.546	104.9	26:18.562							
18	1:42.399	■	36.110	31.659	34.630	75.3	28:00.961							
19	1:36.442	■	34.340	29.176	32.926	79.9	29:37.403							
20	1:13.958	■	24.699	23.004	26.255	104.2	30:51.361							

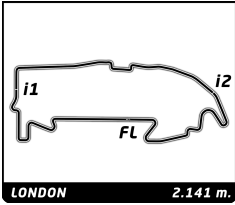
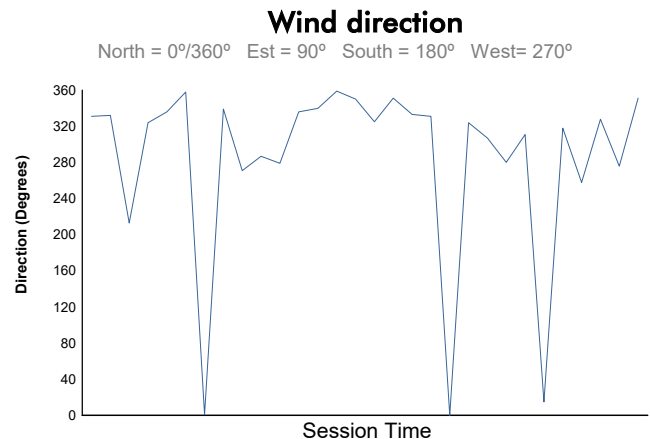
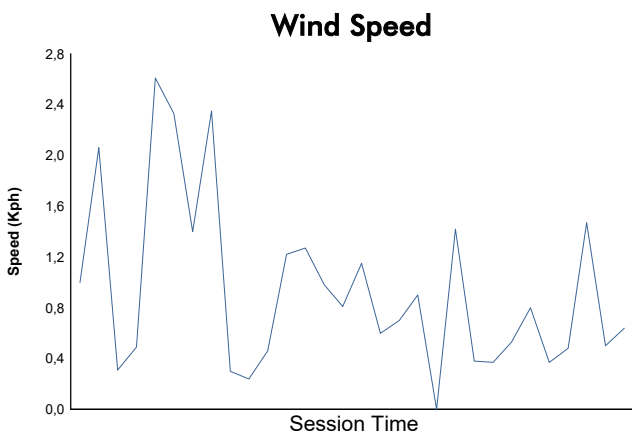
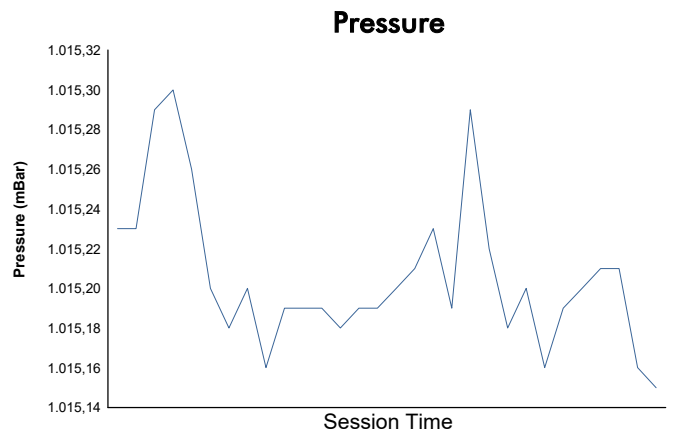
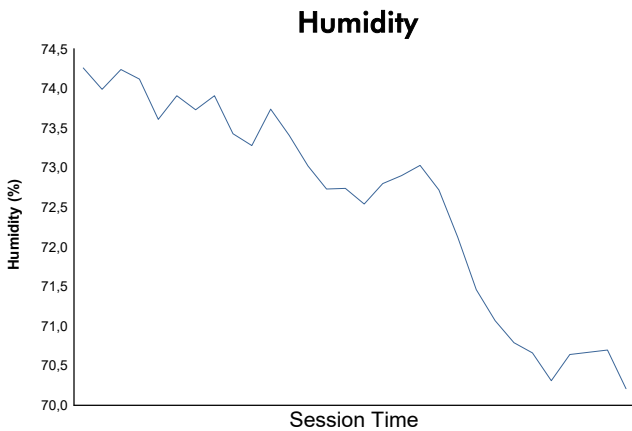
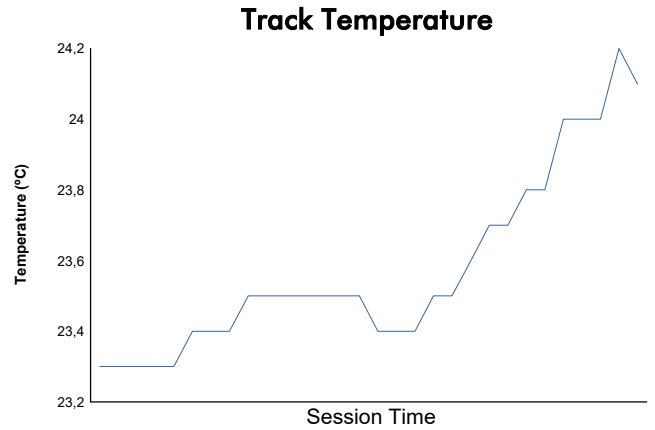
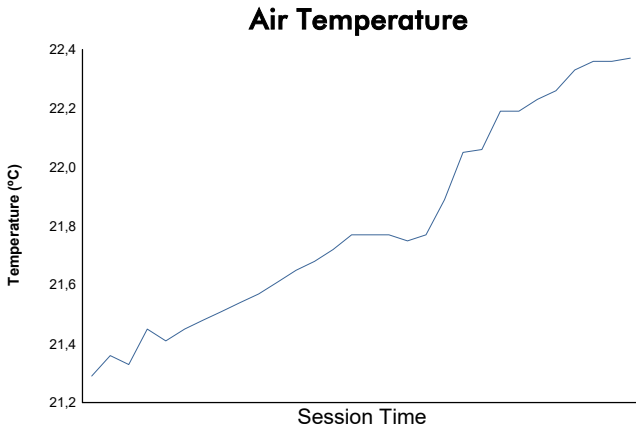


ABB FIA Formula E World Championship
Round 14 - 2022 SABIC London E-Prix II
Free Practice 3

Weather Report

Official Timekeeper 



Track Status: **DRY**

Doc No.

Date: 31/07/2022

Posted at:

ABB FIA FORMULA E WORLD CHAMPIONSHIP

Round 14 - 2022 SABIC London E-Prix II - Qualifying Group A

CLASSIFICATION

Official Timekeeper: 

POS	NO	DRIVER	NAT	TEAM	CAR	TIME	LAP	TOTAL	GAP	KPH
1	27	Jake DENNIS	GBR	Avalanche Andretti Formula E	BMW iFE.21	1:13.279	7	7	-	105.2
2	13	Antonio Félix DA COSTA	PRT	DS TECHEETAH	DS E-TENSE FE21	1:13.360	7	7	+0.081	105.1
3	17	Nyck DE VRIES	NLD	Mercedes-EQ Formula E Team	Mercedes-EQ Silver Arrow 02	1:13.370	7	7	+0.091	105.1
4	28	Oliver ASKEW	USA	Avalanche Andretti Formula E	BMW iFE.21	1:13.473	7	7	+0.194	104.9
5	22	Maximilian GÜNTHER	DEU	Nissan e.dams	Nissan IM03	1:13.497	7	7	+0.218	104.9
6	30	Oliver ROWLAND	GBR	MAHINDRA RACING	Mahindra M8Electro	1:13.544	7	7	+0.265	104.8
7	5	Stoffel VANDOOORNE	BEL	Mercedes-EQ Formula E Team	Mercedes-EQ Silver Arrow 02	1:13.624	7	7	+0.345	104.7
8	10	Sam BIRD	GBR	Jaguar TCS Racing	Jaguar I-Type 5	1:13.652	7	7	+0.373	104.6
9	48	Edoardo MORTARA	CHE	ROKiT Venturi Racing	Mercedes-EQ Silver Arrow 02	1:13.745	7	7	+0.466	104.5
10	7	Sérgio SETTE CÂMARA	BRA	DRAGON / PENSKE AUTOSPORT	PENSKE EV-5	1:13.745	8	8	+0.466	104.5
11	36	André LOTTERER	DEU	TAG Heuer Porsche Formula E Team	Porsche 99X Electric	1:14.076	7	7	+0.797	104.0

FASTEST LAP

27	Jake DENNIS	GBR	Avalanche Andretti Formula E	BMW iFE.21	1:13.279 on Lap 7	105.2 Kph
----	-------------	-----	------------------------------	------------	-------------------	-----------

Race Director:
Scot Elkins

Timekeeper:
Cristóbal Lopera



Series Partners:



No part of these results/data may be reproduced, stored in a retrieval system or transmitted in any form or by any means electronic, mechanical, photocopying, recording, broadcasting or otherwise without prior permission of the copyright holder except for reproduction in local/national/international daily press and regular printed publications on sale to the public within 90 days of the event to which the results/data relate and provided that the copyright symbol appears together with the name of the copyright holder.

The FÉDÉRATION INTERNATIONALE DE L'AUTOMOBILE logo, FÉDÉRATION INTERNATIONALE DE L'AUTOMOBILE, FIA logo, FIA, FIA FORMULA-E CHAMPIONSHIP, FIA FORMULA-E CHAMPIONSHIP logo and related marks are protected trademarks of the Fédération Internationale de l'Automobile (FIA), Chemin de Blandonnet 2, 1214 Vernier, Switzerland.

©2022, Fédération Internationale de l'Automobile (FIA)

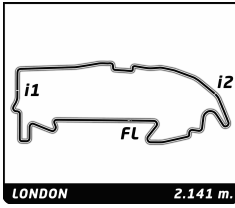


ABB FIA Formula E World Championship

Round 14 - 2022 SABIC London E-Prix II

Qualifying Group A

Best Sector Times

Official Timekeeper

SECTOR 1			SECTOR 2		SECTOR 3		Pos	Driver	Ideal Lap	Best Lap	
Pos	Driver	Time	Driver	Time	Driver	Time					
1	17 N.DE VRIES	24.346	17 N.DE VRIES	22.569	27 J.DENNIS	26.159	1	27 J.DENNIS	1:13.279	1:13.279	(1)
2	22 M.GÜNTHER	24.366	10 S.BIRD	22.578	5 S.VANDOORNE	26.254	2	13 A.DA COSTA	1:13.360	1:13.360	(2)
3	13 A.DA COSTA	24.419	13 A.DA COSTA	22.618	30 O.ROWLAND	26.290	3	17 N.DE VRIES	1:13.370	1:13.370	(3)
4	28 O.ASKEW	24.436	27 J.DENNIS	22.621	13 A.DA COSTA	26.323	4	10 S.BIRD	1:13.434	1:13.652	(8)
5	7 S.SETTE CÁMARA	24.455	36 A.LOTTERER	22.670	28 O.ASKEW	26.353	5	28 O.ASKEW	1:13.473	1:13.473	(4)
6	30 O.ROWLAND	24.463	28 O.ASKEW	22.684	10 S.BIRD	26.368	6	22 M.GÜNTHER	1:13.497	1:13.497	(5)
7	36 A.LOTTERER	24.463	22 M.GÜNTHER	22.712	48 E.MORTARA	26.376	7	30 O.ROWLAND	1:13.498	1:13.544	(6)
8	10 S.BIRD	24.488	30 O.ROWLAND	22.745	7 S.SETTE CÁMARA	26.384	8	5 S.VANDOORNE	1:13.527	1:13.624	(7)
9	27 J.DENNIS	24.499	7 S.SETTE CÁMARA	22.749	22 M.GÜNTHER	26.419	9	7 S.SETTE CÁMARA	1:13.588	1:13.745	(9)
10	5 S.VANDOORNE	24.520	5 S.VANDOORNE	22.753	17 N.DE VRIES	26.455	10	36 A.LOTTERER	1:13.596	1:14.076	(11)
11	48 E.MORTARA	24.528	48 E.MORTARA	22.841	36 A.LOTTERER	26.463	11	48 E.MORTARA	1:13.745	1:13.745	(10)

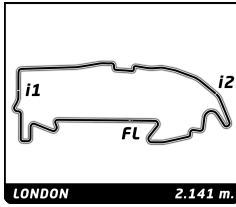


ABB FIA Formula E World Championship

Round 14 - 2022 SABIC London E-Prix II

Qualifying Group A

Fastest Lap Sequence

Official Timekeeper 

Elapsed	Driver	Team	Car	Time	Kph	Lap
2:45.016	7 Sérgio SETTE CÂMARA	DRAGON / PENSKE AUTOSPORT	PENSKE EV-5	1:14.460	103.5	2
4:26.053	28 Oliver ASKEW	Avalanche Andretti Formula E	BMW iFE.21	1:13.695	104.6	3
4:57.643	27 Jake DENNIS	Avalanche Andretti Formula E	BMW iFE.21	1:13.558	104.8	3
12:35.039	28 Oliver ASKEW	Avalanche Andretti Formula E	BMW iFE.21	1:13.473	104.9	7
12:51.422	27 Jake DENNIS	Avalanche Andretti Formula E	BMW iFE.21	1:13.279	105.2	7

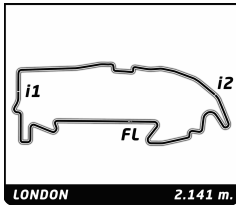


ABB FIA Formula E World Championship

Round 14 - 2022 SABIC London E-Prix II

Qualifying Group A

Analysis

Official Timekeeper

■ FANBOOST ■ 250KW ■ 220KW ■ Invalidated Lap ■ Personal Best ■ Session Best ■ B Crossing the finish line in pit lane

Lap	Time	Sector 1	Sector 2	Sector 3	Kph	Elapsed	Lap	Time	Sector 1	Sector 2	Sector 3	Kph	Elapsed
5 Stoffel VANDOORNE BEL Mercedes-EQ Formula E Team Mercedes-EQ Silver Arrow 02							3	1:14.216	24.733	22.892	26.591	103.9	4:52.680
1	2:28.848	1:30.786	27.046	31.016	51.8	2:28.848	4	1:27.379 B	28.855	27.009	31.515	88.2	6:20.059
2	1:29.715	27.710	27.068	34.937	85.9	3:58.563	5	3:38.301	2:40.833	27.816	29.652	35.3	9:58.360
3	1:13.711	24.644	22.753	26.314	104.6	5:12.274	6	1:25.820	29.593	25.917	30.310	89.8	11:24.180
4	1:29.376 B	28.033	26.430	34.913	86.2	6:41.650	7	1:13.497	24.366	22.712	26.419	104.9	12:37.677
5	3:26.431	2:27.462	26.630	32.339	37.3	10:08.081							
6	1:43.967	29.446	26.561	47.960	74.1	11:52.048							
7	1:13.624	24.520	22.850	26.254	104.7	13:05.672							
7 Sérgio SETTE CÂMARA BRA DRAGON / PENSKE AUTOSPORT PENSKE EV-5							1	2:20.685	1:20.575	28.790	31.320	54.8	2:20.685
1	1:30.556	37.045	25.146	28.365	85.1	1:30.556	2	1:23.400	27.984	25.978	29.438	92.4	3:44.085
2	1:14.460	24.989	22.982	26.489	103.5	2:45.016	3	1:13.558	24.572	22.661	26.325	104.8	4:57.643
3	1:38.594	30.403	31.141	37.050	78.2	4:23.610	4	1:29.090 B	28.915	26.413	33.762	86.5	6:26.733
4	1:13.792	24.617	22.791	26.384	104.5	5:37.402	5	3:37.690	2:39.134	27.739	30.817	35.4	10:04.423
5	1:21.280 B	27.212	23.725	30.343	94.8	6:58.682	6	1:33.720	30.478	25.754	37.488	82.2	11:38.143
6	3:04.999	2:06.370	27.567	31.062	41.7	10:03.681	7	1:13.279	24.499	22.621	26.159	105.2	12:51.422
7	1:29.374	28.567	26.955	33.852	86.2	11:33.055							
8	1:13.745	24.455	22.749	26.541	104.5	12:46.800							
10 Sam BIRD GBR Jaguar TCS Racing Jaguar I-Type 5							1	1:53.588	55.211	27.385	30.992	67.9	1:53.588
1	2:40.142	1:40.545	28.218	31.379	48.1	2:40.142	2	1:18.770	26.467	24.778	27.525	97.8	3:12.358
2	1:32.256	28.711	25.992	37.553	83.5	4:12.398	3	1:13.695	24.536	22.740	26.419	104.6	4:26.053
3	1:13.664	24.678	22.618	26.368	104.6	5:26.062	4	1:22.236 B	27.411	23.926	30.899	93.7	5:48.289
4	1:25.164 B	26.981	25.273	32.910	90.5	6:51.226	5	4:08.328	3:10.175	28.336	29.817	31.0	9:56.617
5	3:17.587	2:18.844	26.149	32.594	39.0	10:08.813	6	1:24.949	29.917	24.306	30.726	90.7	11:21.566
6	1:45.478	29.514	27.100	48.864	73.1	11:54.291	7	1:13.473	24.436	22.684	26.353	104.9	12:35.039
7	1:13.652	24.488	22.578	26.586	104.6	13:07.943							
13 Antonio Félix DA COSTA PRT DS TECHEETAH DS E-TENSE FE21							1	2:34.145	1:33.734	30.230	30.181	50.0	2:34.145
1	2:31.510	1:31.923	27.847	31.740	50.9	2:31.510	2	1:31.350	28.068	26.731	36.551	84.4	4:05.495
2	1:30.715	28.456	26.580	35.679	85.0	4:02.225	3	1:13.997	24.571	23.136	26.290	104.2	5:19.492
3	1:13.893	24.608	22.790	26.495	104.3	5:16.118	4	1:27.808 B	27.986	27.100	32.722	87.8	6:47.300
4	1:28.495 B	29.108	26.737	32.650	87.1	6:44.613	5	3:12.556	2:14.541	27.681	30.334	40.0	9:59.856
5	3:22.239	2:19.802	30.165	32.272	38.1	10:06.852	6	1:29.046	29.810	27.711	31.525	86.6	11:28.902
6	1:40.809	30.345	26.387	44.077	76.5	11:47.661	7	1:13.544	24.463	22.745	26.336	104.8	12:42.446
7	1:13.360	24.419	22.618	26.323	105.1	13:01.021							
17 Nyck DE VRIES NLD Mercedes-EQ Formula E Team Mercedes-EQ Silver Arrow 02							1	2:35.650	1:38.071	26.974	30.605	49.5	2:35.650
1	2:26.101	1:27.475	26.909	31.717	52.8	2:26.101	2	1:32.982	27.983	27.415	37.584	82.9	4:08.632
2	1:27.329	27.874	27.975	31.480	88.3	3:53.430	3	1:14.211	24.821	22.927	26.463	103.9	5:22.843
3	1:14.016	24.641	22.747	26.628	104.1	5:07.446	4	1:27.072 B	27.890	26.759	32.423	88.5	6:49.915
4	1:28.773 B	28.449	27.879	32.445	86.8	6:36.219	5	3:15.112	2:16.469	27.586	31.057	39.5	10:05.027
5	3:30.920	2:31.899	27.035	31.986	36.5	10:07.139	6	1:36.263	30.791	25.499	39.973	80.1	11:41.290
6	1:36.544	29.592	26.077	40.875	79.8	11:43.683	7	1:14.076	24.463	22.670	26.943	104.0	12:55.366
7	1:13.370	24.346	22.569	26.455	105.1	12:57.053							
22 Maximilian GÜNTHER DEU Nissan e.dams Nissan IM03							1	2:23.758	1:24.985	27.658	31.115	53.6	2:23.758
1	2:18.027	1:21.461	27.153	29.413	55.8	2:18.027	2	1:25.245	28.219	27.738	29.288	90.4	3:49.003
2	1:20.437	26.779	25.590	28.068	95.8	3:38.464	3	1:14.279	24.662	22.952	26.665	103.8	5:03.282
							4	1:26.429 B	27.467	26.496	32.466	89.2	6:29.711
							5	3:23.796	2:26.866	26.901	30.029	37.8	9:53.507
							6	1:24.340	27.903	27.098	29.339	91.4	11:17.847
							7	1:13.745	24.528	22.841	26.376	104.5	12:31.592
27 Jake DENNIS GBR Avalanche Andretti Formula E BMW iFE.21							1	1:14.216	24.733	22.892	26.591	103.9	4:52.680
1	2:28.848	1:30.786	27.046	31.016	51.8	2:28.848	2	1:27.379 B	28.855	27.009	31.515	88.2	6:20.059
2	1:29.715	27.710	27.068	34.937	85.9	3:58.563	3	3:38.301	2:40.833	27.816	29.652	35.3	9:58.360
3	1:13.711	24.644	22.753	26.314	104.6	5:12.274	4	1:25.820	29.593	25.917	30.310	89.8	11:24.180
4	1:29.376 B	28.033	26.430	34.913	86.2	6:41.650	5	1:13.497	24.366	22.712	26.419	104.9	12:37.677
5	3:26.431	2:27.462	26.630	32.339	37.3	10:08.081							
6	1:43.967	29.446	26.561	47.960	74.1	11:52.048							
7	1:13.624	24.520	22.850	26.254	104.7	13:05.672							
28 Oliver ASKEW USA Avalanche Andretti Formula E BMW iFE.21							1	2:20.685	1:20.575	28.790	31.320	54.8	2:20.685
1	1:30.556	37.045	25.146	28.365	85.1	1:30.556	2	1:23.400	27.984	25.978	29.438	92.4	3:44.085
2	1:14.460	24.989	22.982	26.489	103.5	2:45.016	3	1:13.558	24.572	22.661	26.325	104.8	4:57.643
3	1:38.594	30.403	31.141	37.050	78.2	4:23.610	4	1:29.090 B	28.915	26.413	33.762	86.5	6:26.733
4	1:13.792	24.617	22.791	26.384	104.5	5:37.402	5	3:37.690	2:39.134	27.739	30.817	35.4	10:04.423
5	1:21.280 B	27.212	23.725	30.343	94.8	6:58.682	6	1:33.720	30.478	25.754	37.488	82.2	11:38.143
6	3:04.999	2:06.370	27.567	31.062	41.7	10:03.681	7	1:13.279	24.499	22.621	26.159	105.2	12:51.422
7	1:29.374	28.567	26.955	33.852	86.2	11:33.055							
8	1:13.745	24.455	22.749	26.541	104.5	12:46.800							
30 Oliver ROWLAND GBR MAHINDRA RACING Mahindra M8Electro							1	1:53.588	55.211	27.385	30.992	67.9	1:53.588
1	2:40.142	1:40.545	28.218	31.379	48.1	2:40.142	2	1:18.770	26.467	24.778	27.525	97.8	3:12.358
2	1:32.256	28.711	25.992	37.553	83.5	4:12.398	3	1:13.695	24.536	22.740	26.419	104.6	4:26.053
3	1:13.664	24.678	22.618	26.368	104.6	5:26.062	4	1:22.236 B	27.411	23.926	30.899	93.7	5:48.289
4	1:25.164 B	26.981	25.273	32.910	90.5	6:51.226	5	4:08.328	3:10.175	28.336	29.817	31.0	9:56.617
5	3:17.587	2:18.844	26.149	32.594	39.0	10:08.813	6	1:24.949	29.917	24.306	30.726	90.7	11:21.566
6	1:45.478	29.514	27.100	48.864	73.1	11:54.291	7	1:13.473	24.436	22.684	26.353	104.9	12:35.039
7	1:13.652	24.488	22.578	26.586	104.6	13:07.943							
36 André LOTTERER DEU TAG Heuer Porsche Formula E Team Porsche 99X Electric							1	2:34.145	1:33.734	30.230	30.181	50.0	2:34.145
1	2:31.510	1:31.923	27.847	31.740	50.9	2:31.510	2	1:31.350	28.068	26.731	36.551	84.4	4:05.495
2	1:30.715	28.456	26.580	35.679	85.0	4:02.225	3	1:13.997	24.571	23.136	26.290	104.2	5:19.492
3	1:13.893	24.608	22.790	26.495	104.3	5:16.118	4	1:27.808 B	27.986	27.100	32.722	87.8	6:47.300
4	1:28.495 B	29.108	26.737	32.650	87.1	6:44.613	5	3:12.556	2:14.541	27.681	30.334	40.0	9:59.856
5	3:22.239	2:19.802	30.165	32.272	38.1	10:06.852	6	1:29.046	29.810	27.711	31.525	86.6	11:28.902
6	1:40.809	30.345	26.387	44.077	76.5	11:47.661	7	1:13.544	24.463	22.745	26.336	104.8	12:42.446
7	1:13.360	24.419	22.618	26.323	105.1	13:01.021							
48 Edoardo MORTARA CHE ROKiT Venturi Racing Mercedes-EQ Silver Arrow 02							1	2:35.650	1:38.071	26.974	30.605	49.5	2:35.650
1	2:26.101	1:27.475	26.909	31.717	52.								

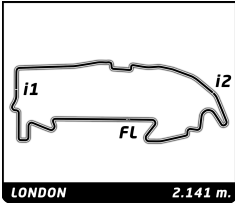
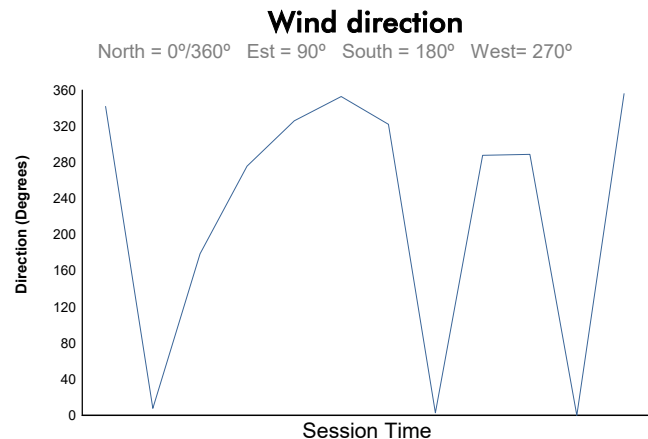
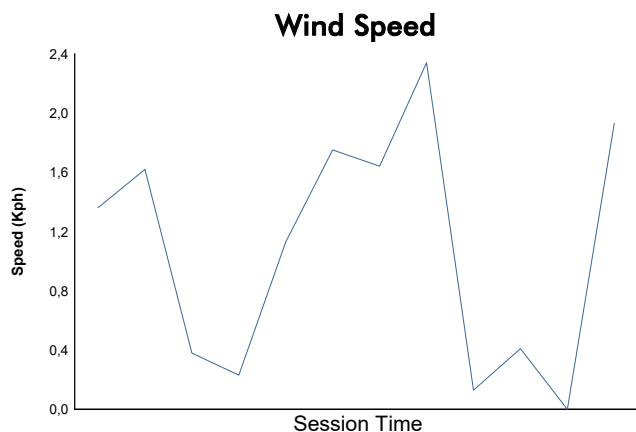
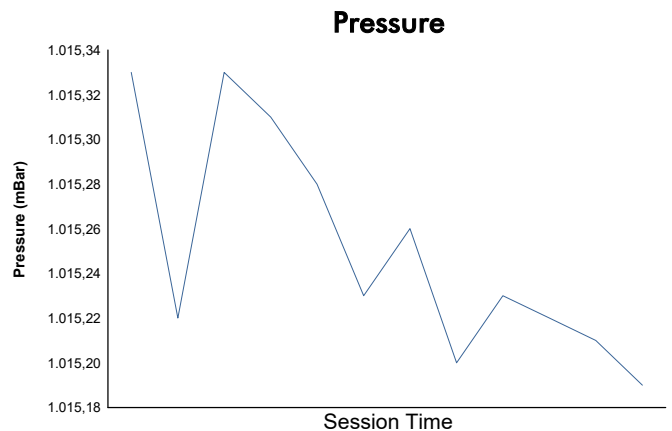
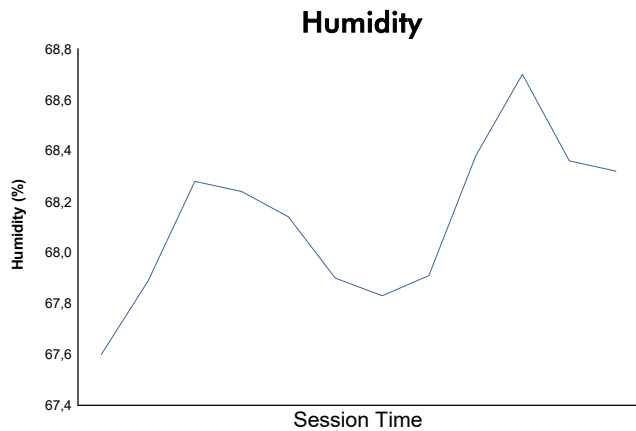
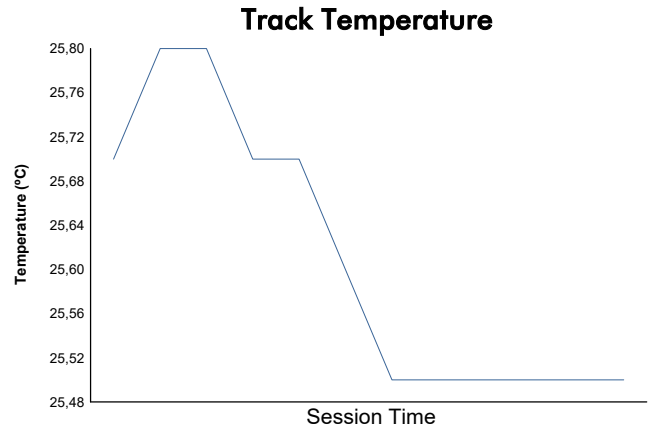
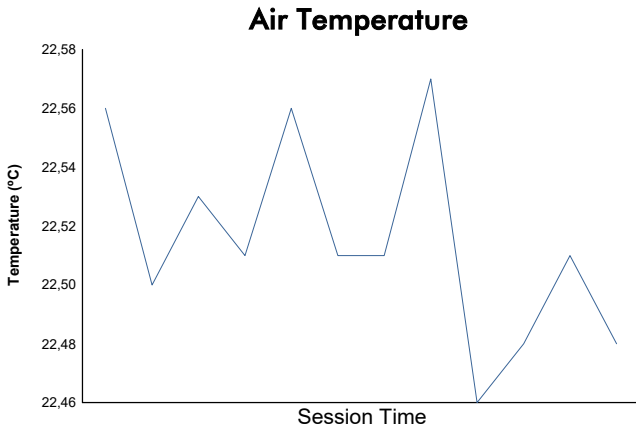


ABB FIA Formula E World Championship
Round 14 - 2022 SABIC London E-Prix II
Qualifying Group A

Weather Report

Official Timekeeper 



Track Status: **DRY**

Doc No.

Date: 31/07/2022

Posted at:

ABB FIA FORMULA E WORLD CHAMPIONSHIP

Round 14 - 2022 SABIC London E-Prix II - Qualifying Group B

CLASSIFICATION

Official Timekeeper: 

POS	NO	DRIVER	NAT	TEAM	CAR	TIME	LAP	TOTAL	GAP	KPH
1	11	Lucas DI GRASSI	BRA	ROKIT Venturi Racing	Mercedes-EQ Silver Arrow 02	1:13.006	7	7	-	105.6
2	99	Antonio GIOVINAZZI	ITA	DRAGON / PENSKE AUTOSPORT	PENSKE EV-5	1:13.327	8	8	+0.321	105.1
3	37	Nick CASSIDY	NZL	Envision Racing	Audi e-tron FE07	1:13.411	7	7	+0.405	105.0
4	23	Sébastien BUEMI	CHE	Nissan e.dams	Nissan IM03	1:13.414	7	7	+0.408	105.0
5	25	Jean-Éric VERGNE	FRA	DS TECHEETAH	DS E-TENSE FE21	1:13.422	7	7	+0.416	105.0
6	94	Pascal WEHRLEIN	DEU	TAG Heuer Porsche Formula E Team	Porsche 99X Electric	1:13.507	7	7	+0.501	104.9
7	9	Mitch EVANS	NZL	Jaguar TCS Racing	Jaguar I-Type 5	1:13.511	7	7	+0.505	104.8
8	33	Dan TICKTUM	GBR	NIO 333 Formula E Team	NIO 333 001	1:13.696	7	7	+0.690	104.6
9	4	Robin FRIJNS	NLD	Envision Racing	Audi e-tron FE07	1:13.748	3	7	+0.742	104.5
10	3	Oliver TURVEY	GBR	NIO 333 Formula E Team	NIO 333 001	1:13.948	7	7	+0.942	104.2
11	29	Alexander SIMS	GBR	MAHINDRA RACING	Mahindra M8Electro	1:14.729	3	7	+1.723	103.1

FASTEST LAP

11	Lucas DI GRASSI	BRA	ROKIT Venturi Racing	Mercedes-EQ Silver Arrow 02	1:13.006 on Lap 7	105.6 Kph
----	-----------------	-----	----------------------	-----------------------------	-------------------	-----------

CAR 99 - LAPS 4 AND 5 DELETED DUE TO STEWARDS DECISION NR.20

Race Director:
Scot ElkinsTimekeeper:
Cristóbal Lopera


Series Partners:



No part of these results/data may be reproduced, stored in a retrieval system or transmitted in any form or by any means electronic, mechanical, photocopying, recording, broadcasting or otherwise without prior permission of the copyright holder except for reproduction in local/national/international daily press and regular printed publications on sale to the public within 90 days of the event to which the results/data relate and provided that the copyright symbol appears together with the name of the copyright holder.

The FÉDÉRATION INTERNATIONALE DE L'AUTOMOBILE logo, FÉDÉRATION INTERNATIONALE DE L'AUTOMOBILE, FIA logo, FIA, FIA FORMULA-E CHAMPIONSHIP, FIA FORMULA-E CHAMPIONSHIP logo and related marks are protected trademarks of the Fédération Internationale de l'Automobile (FIA), Chemin de Blandonnet 2, 1214 Vernier, Switzerland.

©2022, Fédération Internationale de l'Automobile (FIA)

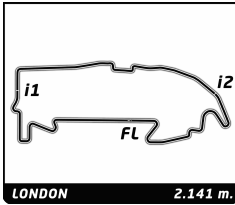


ABB FIA Formula E World Championship

Round 14 - 2022 SABIC London E-Prix II

Qualifying Group B

Best Sector Times

Official Timekeeper

SECTOR 1			SECTOR 2		SECTOR 3		Pos	Driver	Ideal Lap	Best Lap	
Pos	Driver	Time	Driver	Time	Driver	Time					
1	11 L.DI GRASSI	24.315	25 J.VERGNE	22.491	11 L.DI GRASSI	26.149	1	11 L.DI GRASSI	1:13.006	1:13.006	(1)
2	25 J.VERGNE	24.332	9 M.EVANS	22.537	23 S.BUEMI	26.185	2	25 J.VERGNE	1:13.287	1:13.422	(5)
3	99 A.GIOVINAZZI	24.370	11 L.DI GRASSI	22.542	94 P.WEHRLEIN	26.227	3	99 A.GIOVINAZZI	1:13.327	1:13.327	(2)
4	37 N.CASSIDY	24.374	37 N.CASSIDY	22.675	99 A.GIOVINAZZI	26.245	4	37 N.CASSIDY	1:13.336	1:13.411	(3)
5	9 M.EVANS	24.407	94 P.WEHRLEIN	22.675	37 N.CASSIDY	26.287	5	94 P.WEHRLEIN	1:13.373	1:13.507	(6)
6	23 S.BUEMI	24.469	99 A.GIOVINAZZI	22.712	29 A.SIMS	26.379	6	23 S.BUEMI	1:13.414	1:13.414	(4)
7	94 P.WEHRLEIN	24.471	33 D.TICKTUM	22.743	4 R.FRIJNS	26.405	7	9 M.EVANS	1:13.508	1:13.511	(7)
8	4 R.FRIJNS	24.505	4 R.FRIJNS	22.760	3 O.TURVEY	26.408	8	4 R.FRIJNS	1:13.670	1:13.748	(9)
9	33 D.TICKTUM	24.536	23 S.BUEMI	22.760	33 D.TICKTUM	26.417	9	33 D.TICKTUM	1:13.696	1:13.696	(8)
10	29 A.SIMS	24.552	3 O.TURVEY	22.828	25 J.VERGNE	26.464	10	3 O.TURVEY	1:13.914	1:13.948	(10)
11	3 O.TURVEY	24.678	29 A.SIMS	23.023	9 M.EVANS	26.564	11	29 A.SIMS	1:13.954	1:14.729	(11)

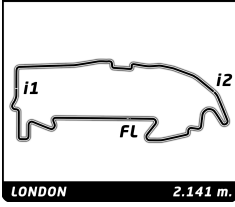


ABB FIA Formula E World Championship

Round 14 - 2022 SABIC London E-Prix II

Qualifying Group B

Fastest Lap Sequence

Official Timekeeper 

Elapsed	Driver	Team	Car	Time	Kph	Lap
2:52.286	99 Antonio GIOVINAZZI	DRAGON / PENSKE AUTOSPORT	PENSKE EV-5	1:14.644	103.3	2
4:35.160	3 Oliver TURVEY	NIO 333 Formula E Team	NIO 333 001	1:14.189	103.9	3
4:51.102	94 Pascal WEHRLEIN	TAG Heuer Porsche Formula E Team	Porsche 99X Electric	1:13.606	104.7	3
4:58.655	11 Lucas DI GRASSI	ROKiT Venturi Racing	Mercedes-EQ Silver Arrow 02	1:13.379	105.0	3
12:29.235	11 Lucas DI GRASSI	ROKiT Venturi Racing	Mercedes-EQ Silver Arrow 02	1:13.006	105.6	7

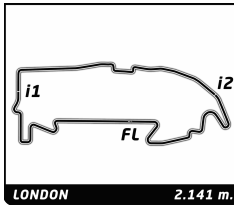


ABB FIA Formula E World Championship

Round 14 - 2022 SABIC London E-Prix II

Qualifying Group B

Analysis

Official Timekeeper

■ FANBOOST ■ 250KW ■ 220KW ■ Invalidated Lap ■ Personal Best ■ Session Best ■ B Crossing the finish line in pit lane

Lap	Time	Sector 1	Sector 2	Sector 3	Kph	Elapsed	Lap	Time	Sector 1	Sector 2	Sector 3	Kph	Elapsed
3	Oliver TURVEY	GBR											
NIO 333 Formula E Team		NIO 333 001											
1	1:56.678	58.264	27.894	30.520	66.1	1:56.678	4	1:25.461 B	28.340	25.281	31.840	90.2	6:33.804
2	1:24.293	27.386	25.868	31.039	91.4	3:20.971	5	3:12.074	2:16.361	26.280	29.433	40.1	9:45.878
3	1:14.189	24.678	23.021	26.490	103.9	4:35.160	6	1:21.871	26.432	24.864	30.575	94.1	11:07.749
4	1:27.978 B	28.579	26.568	32.831	87.6	6:03.138	7	1:13.422	24.332	22.554	26.536	105.0	12:21.171
5	3:37.385	2:41.490	26.101	29.794	35.5	9:40.523							
6	1:23.538	26.716	24.640	32.182	92.3	11:04.061							
7	1:13.948	24.712	22.828	26.408	104.2	12:18.009							
4	Robin FRIJNS	NLD											
Envision Racing		Audi e-tron FE07											
1	2:26.212	1:30.111	26.676	29.425	52.7	2:26.212	4	1:20.535 B	26.756	23.926	29.853	95.7	6:09.290
2	1:32.936	27.939	26.193	38.804	82.9	3:59.148	5	3:40.114	2:43.784	26.099	30.231	35.0	9:49.404
3	1:13.748	24.505	22.766	26.477	104.5	5:12.896	6	1:30.087	27.904	27.413	34.770	85.6	11:19.491
4	1:24.031 B	27.276	25.544	31.211	91.7	6:36.927	7	1:26.749 B	24.552	29.188	33.009	88.8	12:46.240
5	3:17.075	2:18.315	26.738	32.022	39.1	9:54.002							
6	1:33.708	28.403	28.016	37.289	82.3	11:27.710							
7	1:13.806	24.641	22.760	26.405	104.4	12:41.516							
9	Mitch EVANS	NZL											
Jaguar TCS Racing		Jaguar I-Type 5											
1	2:20.459	1:25.304	25.771	29.384	54.9	2:20.459	4	1:23.765 B	28.155	23.869	31.741	92.0	6:07.062
2	1:28.806	28.067	26.622	34.117	86.8	3:49.265	5	3:39.812	2:44.127	25.875	29.810	35.1	9:46.874
3	1:13.797	24.539	22.694	26.564	104.4	5:03.062	6	1:23.512	26.841	25.254	31.417	92.3	11:10.386
4	1:24.662 B	27.404	25.439	31.819	91.0	6:27.724	7	1:13.696	24.536	22.743	26.417	104.6	12:24.082
5	3:27.909	2:28.625	26.267	33.017	37.1	9:55.633							
6	1:39.352	27.638	27.886	43.828	77.6	11:34.985							
7	1:13.511	24.407	22.537	26.567	104.8	12:48.496							
11	Lucas DI GRASSI	BRA											
ROKIT Venturi Racing		Mercedes-EQ Silver Arrow 02											
1	2:21.581	1:26.220	25.933	29.428	54.4	2:21.581	4	1:23.936 B	27.272	24.410	32.254	91.8	6:29.356
2	1:23.695	26.839	25.378	31.478	92.1	3:45.276	5	3:04.339	2:08.568	26.384	29.387	41.8	9:33.695
3	1:13.379	24.461	22.690	26.228	105.0	4:58.655	6	1:20.997	26.849	24.656	29.492	95.2	10:54.692
4	1:24.699 B	27.262	24.945	32.492	91.0	6:23.354	7	1:13.411	24.374	22.683	26.354	105.0	12:08.103
5	3:23.854	2:28.705	25.373	29.776	37.8	9:47.208							
6	1:29.021	29.252	26.334	33.435	86.6	11:16.229							
7	1:13.006	24.315	22.542	26.149	105.6	12:29.235							
23	Sébastien BUEMI	CHE											
Nissan e.dams		Nissan IM03											
1	2:14.712	1:15.200	28.088	31.424	57.2	2:14.712	4	1:14.163	24.677	22.875	26.611	103.9	5:44.292
2	1:27.227	30.211	25.821	31.195	88.4	3:41.939	5	1:22.754 B	25.937	24.922	31.895	93.1	7:07.046
3	1:13.699	24.503	22.809	26.387	104.6	4:55.638	6	3:06.394	2:10.492	26.130	29.772	41.4	10:13.440
4	1:26.954 B	24.833	27.532	34.589	88.6	6:22.592	7	1:25.603	27.936	26.096	31.571	90.0	11:39.043
5	3:30.878	2:31.624	26.873	32.381	36.6	9:53.470	8	1:13.327	24.370	22.712	26.245	105.1	12:52.370
6	1:29.911	28.102	27.503	34.306	85.7	11:23.381							
7	1:13.414	24.469	22.760	26.185	105.0	12:36.795							
25	Jean-Éric VERGNE	FRA											
DS TECHEETAH		DS E-TENSE FE21											
1	2:25.734	1:29.194	27.018	29.522	52.9	2:25.734							
2	1:29.059	26.386	25.802	36.871	86.5	3:54.793							
3	1:13.550	24.595	22.491	26.464	104.8	5:08.343							

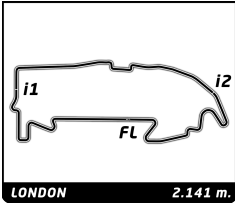
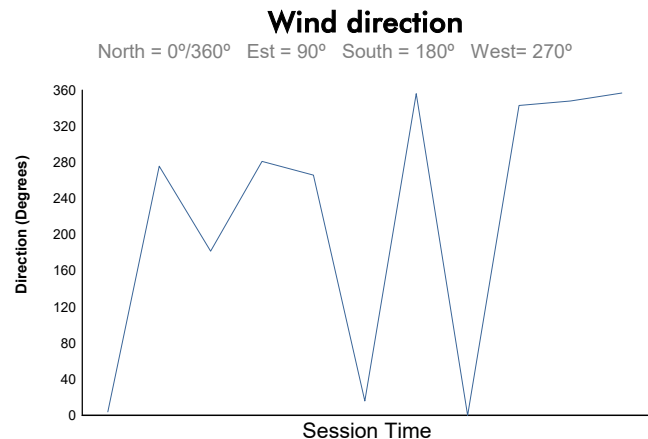
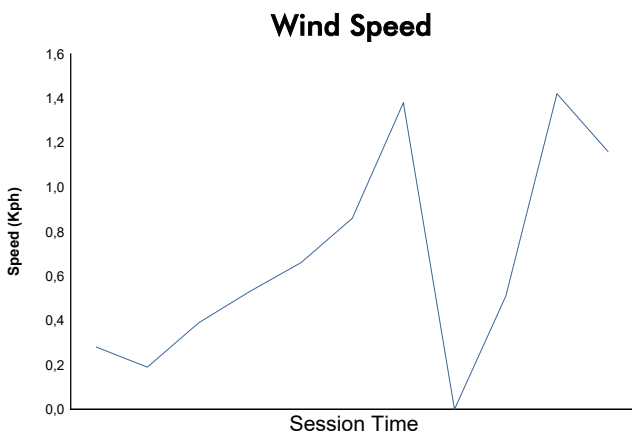
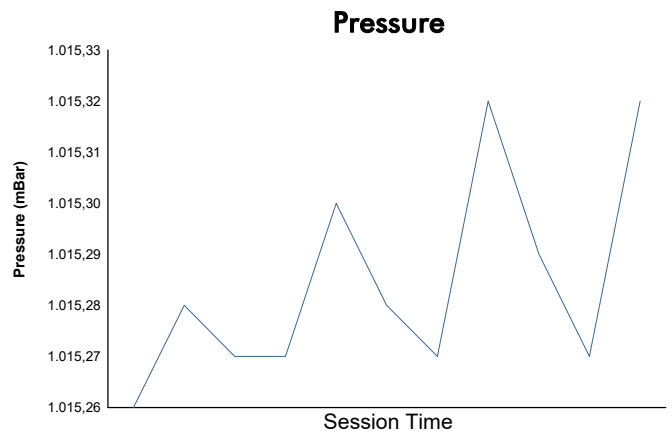
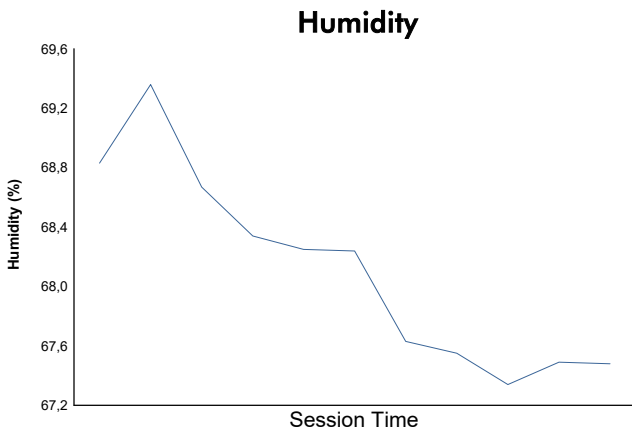
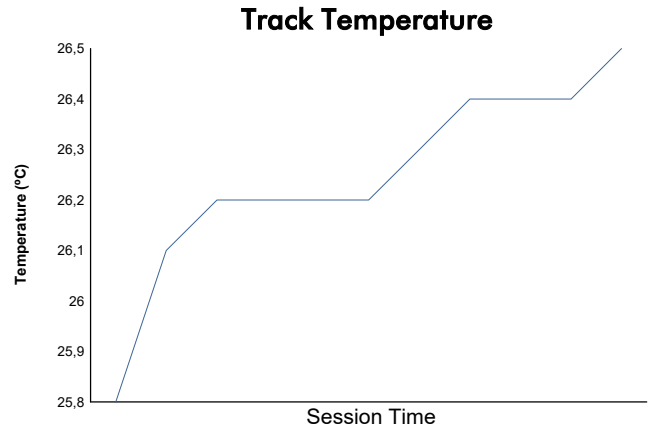
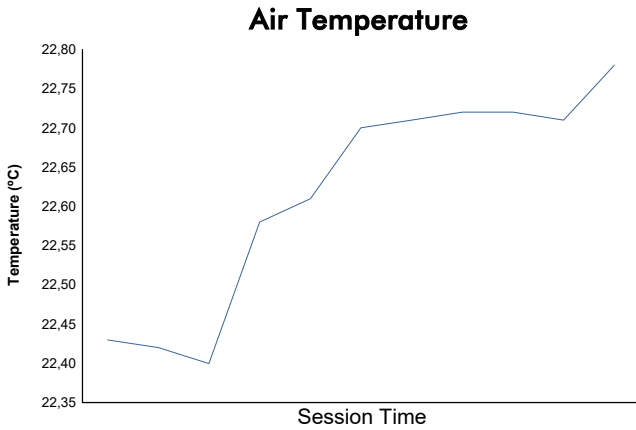


ABB FIA Formula E World Championship
Round 14 - 2022 SABIC London E-Prix II
Qualifying Group B

Weather Report

Official Timekeeper 



Track Status: **DRY**

Doc No.

Date: 31/07/2022

Posted at:

ABB FIA FORMULA E WORLD CHAMPIONSHIP

Round 14 - 2022 SABIC London E-Prix II - Qualifying Duel Quarter-Final 1

CLASSIFICATION

Official Timekeeper: 

POS	NO	DRIVER	NAT	TEAM	CAR	TIME	LAP	TOTAL	GAP	KPH
1	27	Jake DENNIS	GBR	Avalanche Andretti Formula E	BMW iFE.21	1:12.661	1	1	-	- 106.1
2	23	Sébastien BUEMI	CHE	Nissan e.dams	Nissan IM03	1:13.197	1	1	+0.536	+0.536 105.3

FASTEST LAP

27	Jake DENNIS	GBR	Avalanche Andretti Formula E	BMW iFE.21	1:12.661 on Lap 1	106.1 Kph
----	-------------	-----	------------------------------	------------	-------------------	-----------

ANALYSIS

■ 250KW Invalidated Lap
 ■ Personal Best
 ■ Session Best
 ■ Crossing the finish line in pit lane

Lap	Time	Sector 1	Sector 2	Sector 3	Kph	Elapsed	Lap	Time	Sector 1	Sector 2	Sector 3	Kph	Elapsed		
23	Sébastien BUEMI	CHE Nissan e.dams Nissan IM03						27	Jake DENNIS	GBR Avalanche Andretti Formula E BMW iFE.21					
1	1:13.197	24.362	22.594	26.241	105.3	1:13.197	1	1:12.661	24.226	22.361	26.074	106.1	1:12.661		

Race Director:
Scot Elkins

Timekeeper:
Cristóbal Lopera



Series Partners:



No part of these results/data may be reproduced, stored in a retrieval system or transmitted in any form or by any means electronic, mechanical, photocopying, recording, broadcasting or otherwise without prior permission of the copyright holder except for reproduction in local/national/international daily press and regular printed publications on sale to the public within 90 days of the event to which the results/data relate and provided that the copyright symbol appears together with the name of the copyright holder.

The FÉDÉRATION INTERNATIONALE DE L'AUTOMOBILE logo, FÉDÉRATION INTERNATIONALE DE L'AUTOMOBILE, FIA logo, FIA, FIA FORMULA-E CHAMPIONSHIP, FIA FORMULA-E CHAMPIONSHIP logo and related marks are protected trademarks of the Fédération Internationale de l'Automobile (FIA), Chemin de Blandonnet 2, 1214 Vernier, Switzerland.

©2022, Fédération Internationale de l'Automobile (FIA)

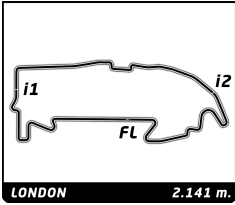
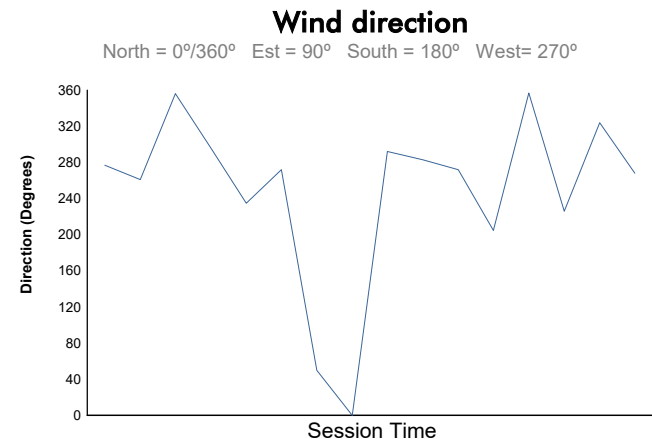
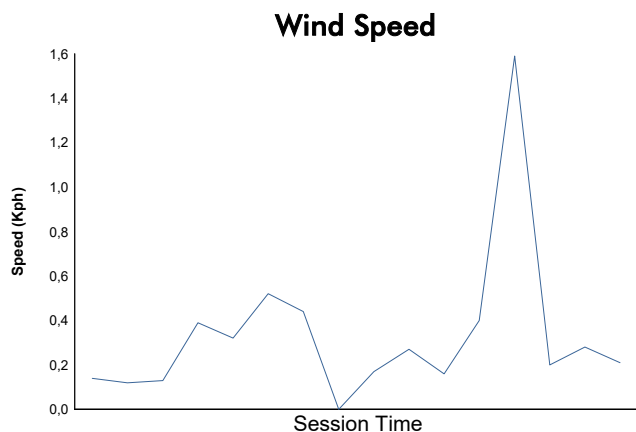
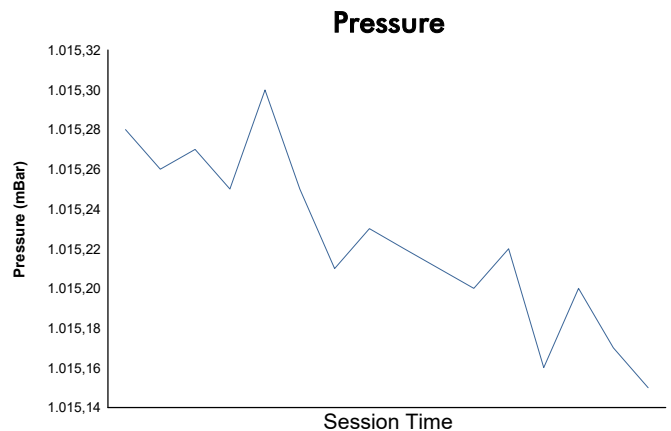
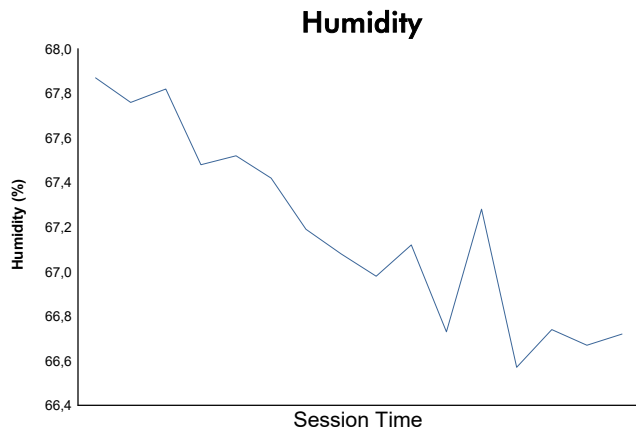
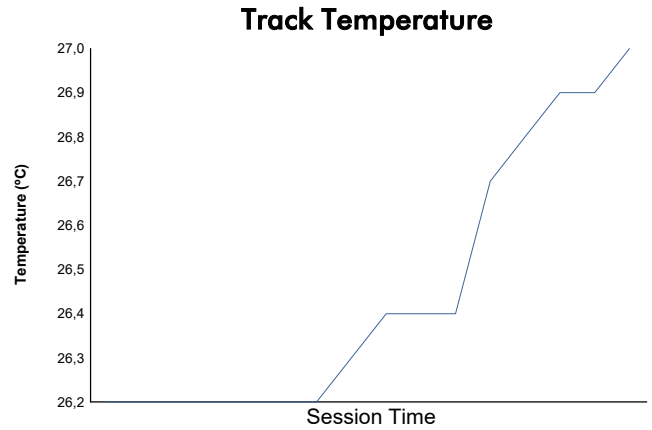
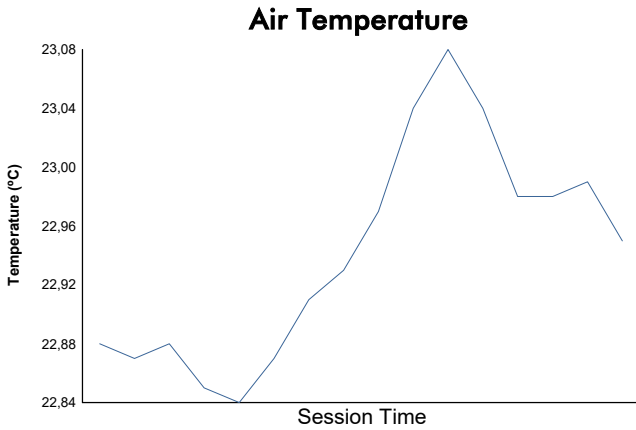


ABB FIA Formula E World Championship
Round 14 - 2022 SABIC London E-Prix II
Qualifying Duel Quarter-Final 1

Weather Report

Official Timekeeper 



Track Status: **DRY**

Doc No.

Date: 31/07/2022

Posted at:

ABB FIA FORMULA E WORLD CHAMPIONSHIP

Round 14 - 2022 SABIC London E-Prix II - Qualifying Duel Quarter-Final 2

CLASSIFICATION

Official Timekeeper: 

POS	NO	DRIVER	NAT	TEAM	CAR	TIME	LAP	TOTAL	GAP	KPH
1	13	Antonio Félix DA COSTA	PRT	DS TECHEETAH	DS E-TENSE FE21	1:13.000	1	1	-	- 105.6
2	37	Nick CASSIDY	NZL	Envision Racing	Audi e-tron FE07	1:13.490	1	1	+0.490	+0.490 104.9

FASTEST LAP

13	Antonio Félix DA COSTA	PRT	DS TECHEETAH	DS E-TENSE FE21	1:13.000 on Lap 1	105.6 Kph
----	------------------------	-----	--------------	-----------------	-------------------	-----------

ANALYSIS

■ 250KW Invalidated Lap ■ Personal Best ■ Session Best B Crossing the finish line in pit lane

Lap	Time	Sector 1	Sector 2	Sector 3	Kph	Elapsed	Lap	Time	Sector 1	Sector 2	Sector 3	Kph	Elapsed
13	Antonio Félix DA COSTA PRT DS TECHEETAH DS E-TENSE FE21						37	Nick CASSIDY NZL Envision Racing Audi e-tron FE07					
1	1:13.000	24.302	22.500	26.198	105.6	1:13.000	1	1:13.490	24.825	22.446	26.219	104.9	1:13.490

Race Director:
Scot Elkins

Timekeeper:
Cristóbal Lopera



Series Partners:



No part of these results/data may be reproduced, stored in a retrieval system or transmitted in any form or by any means electronic, mechanical, photocopying, recording, broadcasting or otherwise without prior permission of the copyright holder except for reproduction in local/national/international daily press and regular printed publications on sale to the public within 90 days of the event to which the results/data relate and provided that the copyright symbol appears together with the name of the copyright holder.

The FÉDÉRATION INTERNATIONALE DE L'AUTOMOBILE logo, FÉDÉRATION INTERNATIONALE DE L'AUTOMOBILE, FIA logo, FIA, FIA FORMULA-E CHAMPIONSHIP, FIA FORMULA-E CHAMPIONSHIP logo and related marks are protected trademarks of the Fédération Internationale de l'Automobile (FIA), Chemin de Blandonnet 2, 1214 Vernier, Switzerland.

©2022, Fédération Internationale de l'Automobile (FIA)

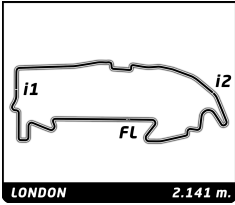
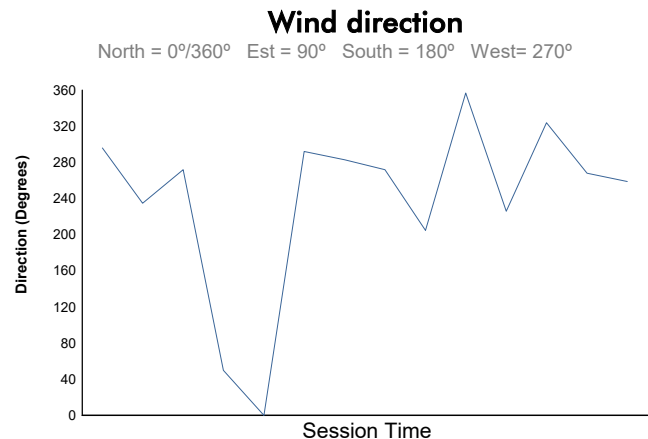
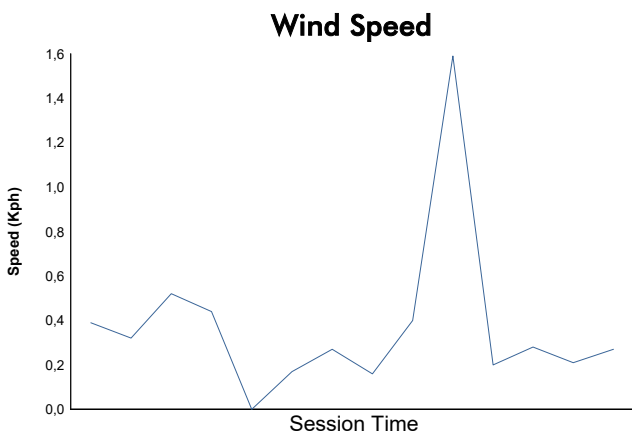
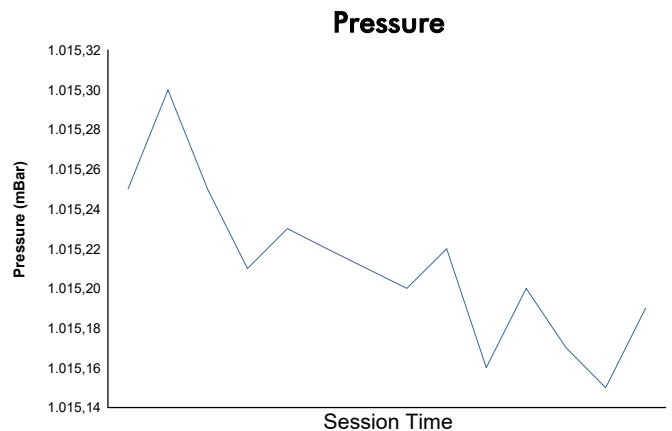
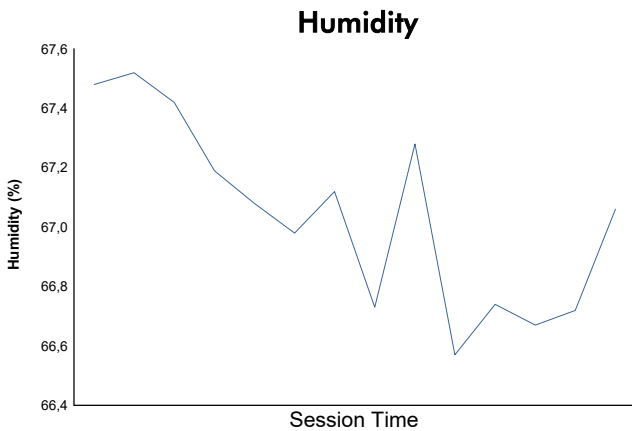
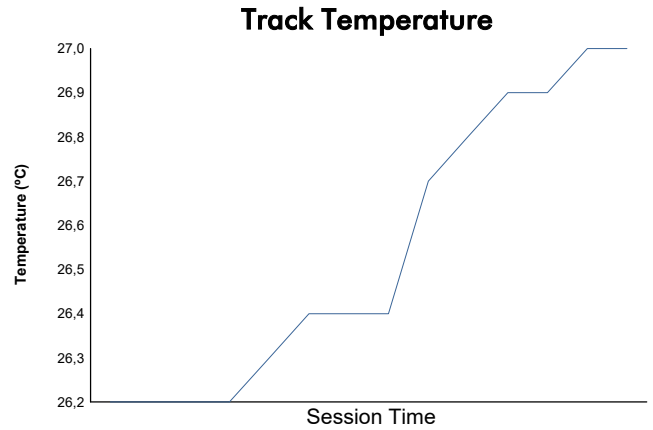
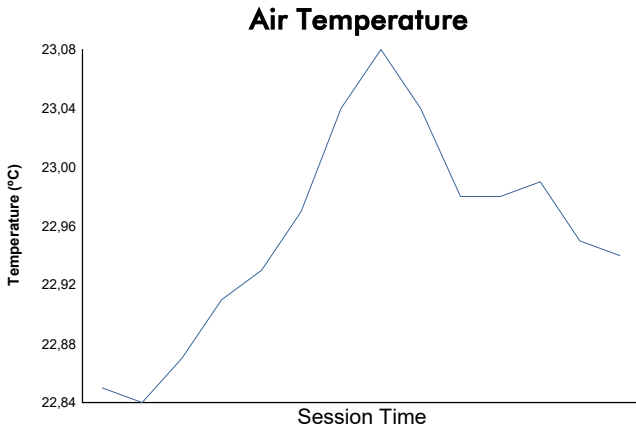


ABB FIA Formula E World Championship
Round 14 - 2022 SABIC London E-Prix II
Qualifying Duel Quarter-Final 2

Weather Report

Official Timekeeper 



Track Status: **DRY**

Doc No.

Date: 31/07/2022

Posted at:

ABB FIA FORMULA E WORLD CHAMPIONSHIP

Round 14 - 2022 SABIC London E-Prix II - Qualifying Duel Quarter-Final 3

CLASSIFICATION

Official Timekeeper: 

POS	NO	DRIVER	NAT	TEAM	CAR	TIME	LAP	TOTAL	GAP	KPH
1	99	Antonio GIOVINAZZI	ITA	DRAGON / PENSKE AUTOSPORT	PENSKE EV-5	1:12.980	1	1	-	- 105.6
2	17	Nyck DE VRIES	NLD	Mercedes-EQ Formula E Team	Mercedes-EQ Silver Arrow 02	1:13.043	1	1	+0.063	+0.063 105.5

FASTEST LAP

99	Antonio GIOVINAZZI	ITA	DRAGON / PENSKE AUTOSPORT	PENSKE EV-5	1:12.980 on Lap 1	105.6 Kph
----	--------------------	-----	---------------------------	-------------	-------------------	-----------

ANALYSIS

■ 250KW Invalidated Lap ■ Personal Best ■ Session Best B Crossing the finish line in pit lane

Lap	Time	Sector 1	Sector 2	Sector 3	Kph	Elapsed	Lap	Time	Sector 1	Sector 2	Sector 3	Kph	Elapsed		
17	Nyck DE VRIES	NLD						99	Antonio GIOVINAZZI	ITA					
	Mercedes-EQ Formula E Team	Mercedes-EQ Silver Arrow 02							DRAGON / PENSKE AUTOSPORT	PENSKE EV-5					
1	1:13.043	24.279	22.338	26.426	105.5	1:13.043	1	1:12.980	24.223	22.414	26.343	105.6	1:12.980		

Race Director:
Scot Elkins

Timekeeper:
Cristóbal Lopera



Series Partners:



No part of these results/data may be reproduced, stored in a retrieval system or transmitted in any form or by any means electronic, mechanical, photocopying, recording, broadcasting or otherwise without prior permission of the copyright holder except for reproduction in local/national/international daily press and regular printed publications on sale to the public within 90 days of the event to which the results/data relate and provided that the copyright symbol appears together with the name of the copyright holder.

The FÉDÉRATION INTERNATIONALE DE L'AUTOMOBILE logo, FÉDÉRATION INTERNATIONALE DE L'AUTOMOBILE, FIA logo, FIA, FIA FORMULA-E CHAMPIONSHIP, FIA FORMULA-E CHAMPIONSHIP logo and related marks are protected trademarks of the Fédération Internationale de l'Automobile (FIA), Chemin de Blandonnet 2, 1214 Vernier, Switzerland.

©2022, Fédération Internationale de l'Automobile (FIA)

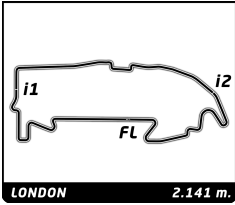
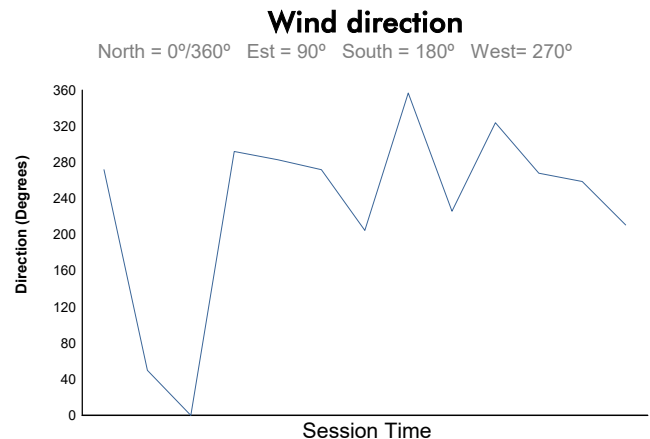
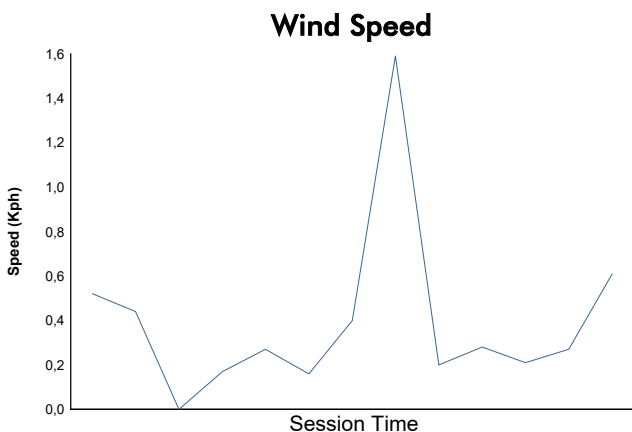
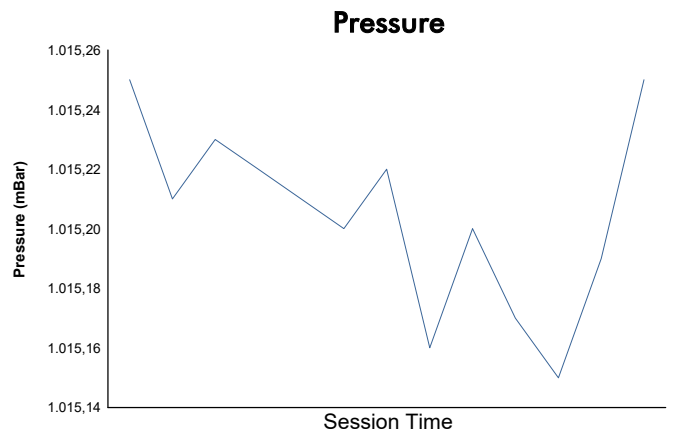
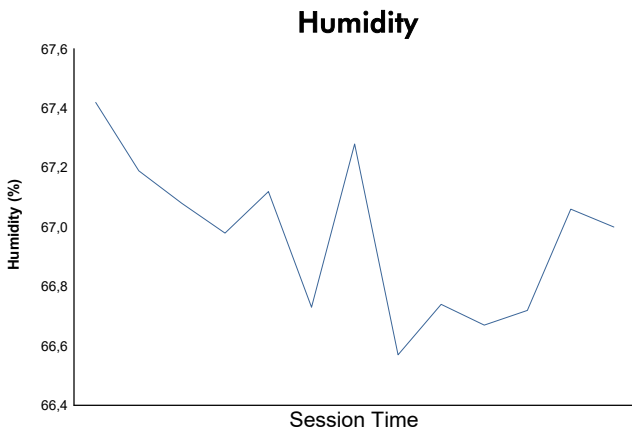
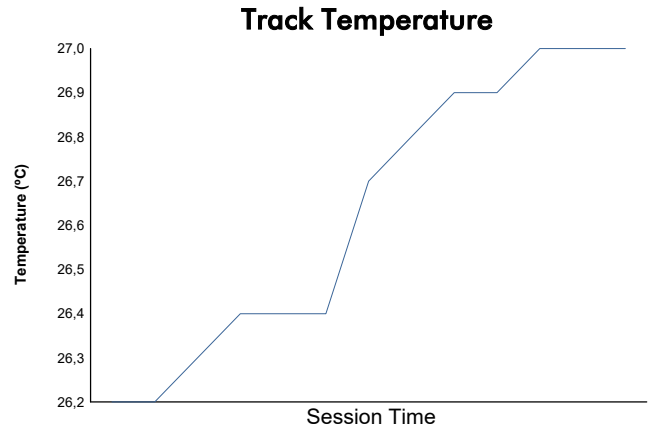
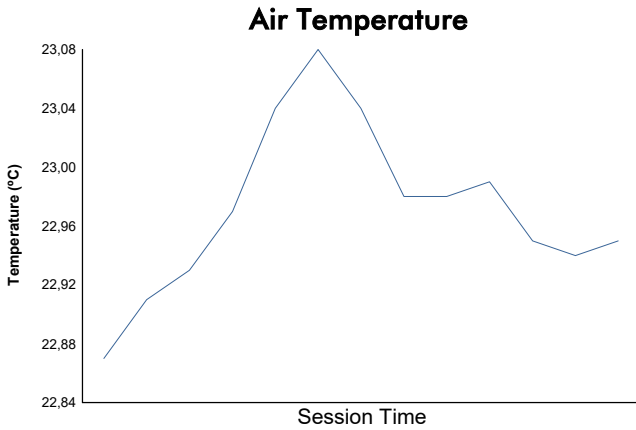


ABB FIA Formula E World Championship
Round 14 - 2022 SABIC London E-Prix II
Qualifying Duel Quarter-Final 3

Weather Report

Official Timekeeper 



Track Status: **DRY**

Doc No.

Date: 31/07/2022

Posted at:

ABB FIA FORMULA E WORLD CHAMPIONSHIP

Round 14 - 2022 SABIC London E-Prix II - Qualifying Duel Quarter-Final 4

CLASSIFICATION

Official Timekeeper: 

POS	NO	DRIVER	NAT	TEAM	CAR	TIME	LAP	TOTAL	GAP	KPH
1	11	Lucas DI GRASSI	BRA	ROKiT Venturi Racing	Mercedes-EQ Silver Arrow 02	1:12.686	1	1	-	106.0
2	28	Oliver ASKEW	USA	Avalanche Andretti Formula E	BMW iFE.21	1:44.374	1	1	+31.688	73.8

FASTEST LAP

11	Lucas DI GRASSI	BRA	ROKiT Venturi Racing	Mercedes-EQ Silver Arrow 02	1:12.686 on Lap 1	106.0 Kph
----	-----------------	-----	----------------------	-----------------------------	-------------------	-----------

ANALYSIS

■ 250KW Invalidated Lap ■ Personal Best ■ Session Best B Crossing the finish line in pit lane

Lap	Time	Sector 1	Sector 2	Sector 3	Kph	Elapsed	Lap	Time	Sector 1	Sector 2	Sector 3	Kph	Elapsed
11	Lucas DI GRASSI							28	Oliver ASKEW				
	ROKiT Venturi Racing								Avalanche Andretti Formula E				
1	1:12.686	■ 24.074	■ 22.420	■ 26.192	106.0	1:12.686	1	1:44.374 B	■ 24.730	■ 41.871	■ 37.773	73.8	1:44.374

Race Director:
Scot Elkins

Timekeeper:
Cristóbal Lopera



Series Partners:



No part of these results/data may be reproduced, stored in a retrieval system or transmitted in any form or by any means electronic, mechanical, photocopying, recording, broadcasting or otherwise without prior permission of the copyright holder except for reproduction in local/national/international daily press and regular printed publications on sale to the public within 90 days of the event to which the results/data relate and provided that the copyright symbol appears together with the name of the copyright holder.

The FÉDÉRATION INTERNATIONALE DE L'AUTOMOBILE logo, FÉDÉRATION INTERNATIONALE DE L'AUTOMOBILE, FIA logo, FIA, FIA FORMULA-E CHAMPIONSHIP, FIA FORMULA-E CHAMPIONSHIP logo and related marks are protected trademarks of the Fédération Internationale de l'Automobile (FIA), Chemin de Blandonnet 2, 1214 Vernier, Switzerland.

©2022, Fédération Internationale de l'Automobile (FIA)

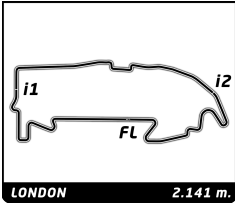
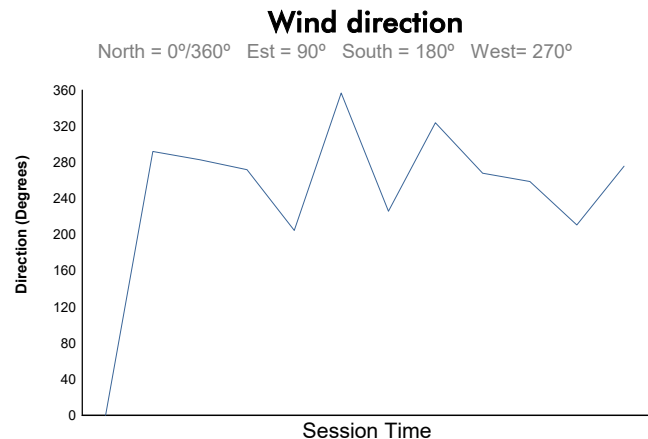
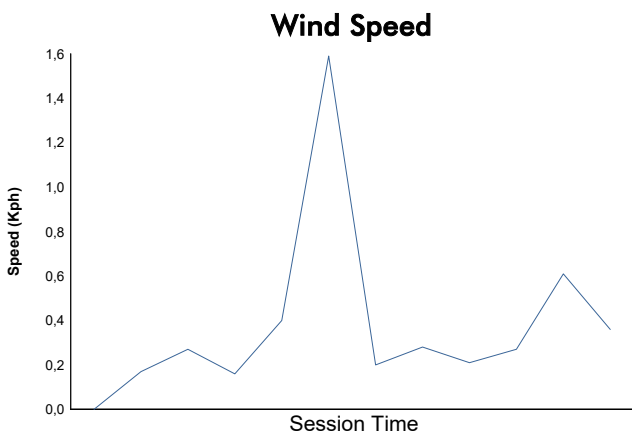
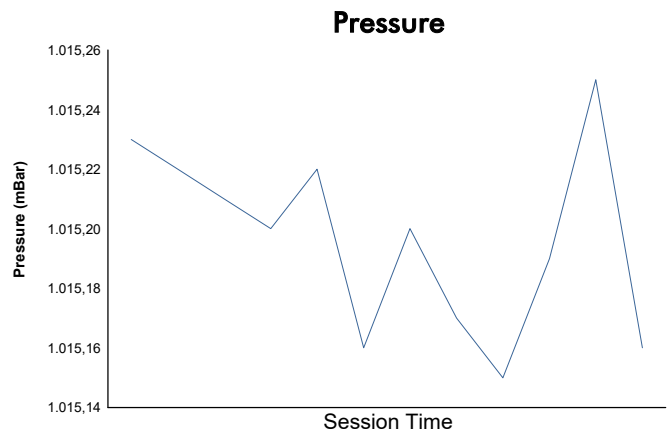
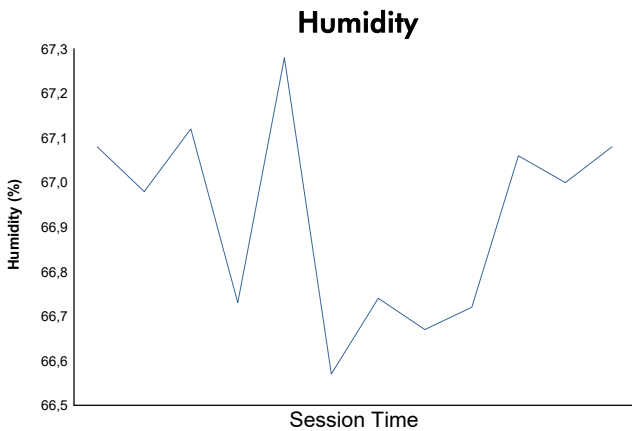
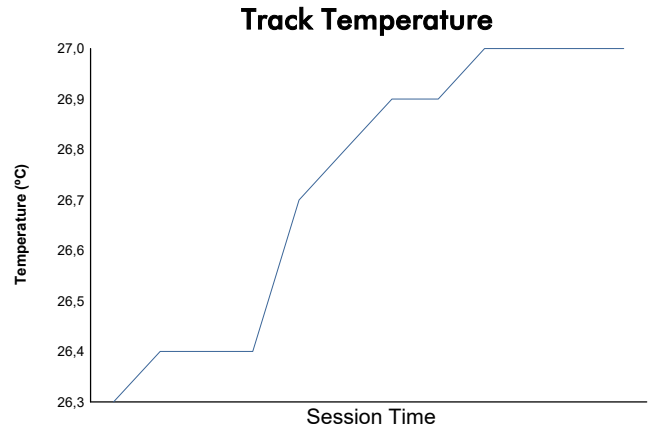
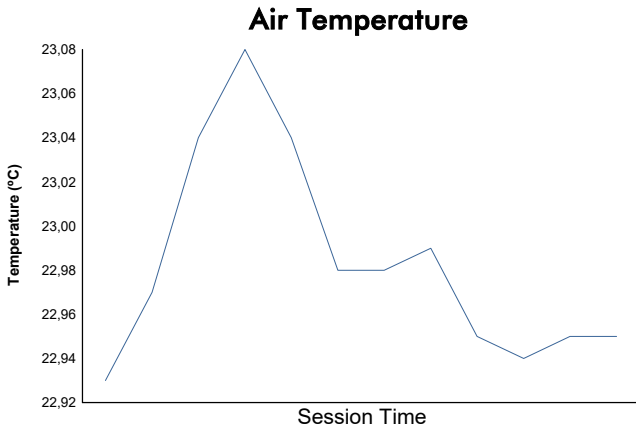


ABB FIA Formula E World Championship
Round 14 - 2022 SABIC London E-Prix II
Qualifying Duel Quarter-Final 4

Weather Report

Official Timekeeper 



Track Status: **DRY**

Doc No.

Date: 31/07/2022

Posted at:

ABB FIA FORMULA E WORLD CHAMPIONSHIP

Round 14 - 2022 SABIC London E-Prix II - Qualifying Duel Semi-Final 1

CLASSIFICATION

Official Timekeeper: 

POS	NO	DRIVER	NAT	TEAM	CAR	TIME	LAP	TOTAL	GAP	KPH
1	27	Jake DENNIS	GBR	Avalanche Andretti Formula E	BMW iFE.21	1:12.649	1	1	-	- 106.1
2	13	Antonio Félix DA COSTA	PRT	DS TECHEETAH	DS E-TENSE FE21	1:13.028	1	1	+0.379	+0.379 105.5

FASTEST LAP

27	Jake DENNIS	GBR	Avalanche Andretti Formula E	BMW iFE.21	1:12.649 on Lap 1	106.1 Kph
----	-------------	-----	------------------------------	------------	-------------------	-----------

ANALYSIS

■ 250KW Invalidated Lap
 ■ Personal Best
 ■ Session Best
 ■ Crossing the finish line in pit lane

Lap	Time	Sector 1	Sector 2	Sector 3	Kph	Elapsed	Lap	Time	Sector 1	Sector 2	Sector 3	Kph	Elapsed
13	Antonio Félix DA COSTA PRT DS TECHEETAH DS E-TENSE FE21						27	Jake DENNIS GBR Avalanche Andretti Formula E BMW iFE.21					
1	1:13.028	24.317	22.411	26.300	105.5	1:13.028	1	1:12.649	24.177	22.300	26.172	106.1	1:12.649

Race Director:
Scot Elkins

Timekeeper:
Cristóbal Lopera



Series Partners:



No part of these results/data may be reproduced, stored in a retrieval system or transmitted in any form or by any means electronic, mechanical, photocopying, recording, broadcasting or otherwise without prior permission of the copyright holder except for reproduction in local/national/international daily press and regular printed publications on sale to the public within 90 days of the event to which the results/data relate and provided that the copyright symbol appears together with the name of the copyright holder.

The FÉDÉRATION INTERNATIONALE DE L'AUTOMOBILE logo, FÉDÉRATION INTERNATIONALE DE L'AUTOMOBILE, FIA logo, FIA, FIA FORMULA-E CHAMPIONSHIP, FIA FORMULA-E CHAMPIONSHIP logo and related marks are protected trademarks of the Fédération Internationale de l'Automobile (FIA), Chemin de Blandonnet 2, 1214 Vernier, Switzerland.

©2022, Fédération Internationale de l'Automobile (FIA)

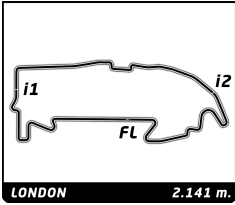
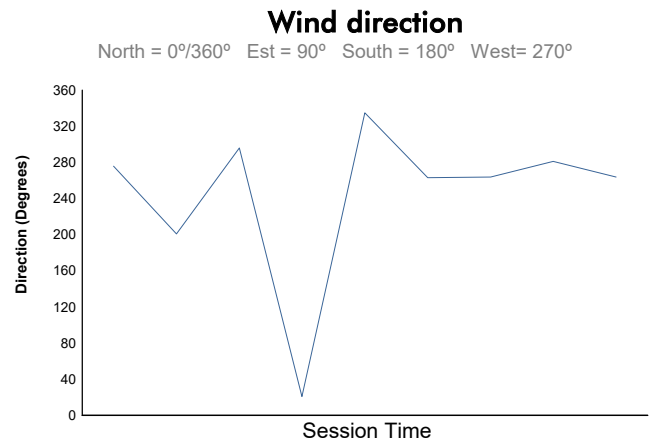
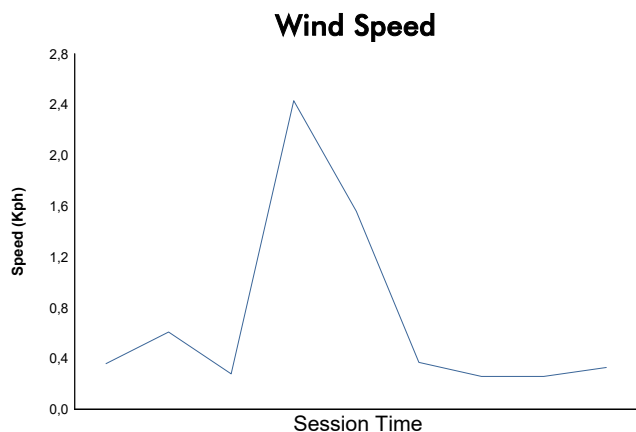
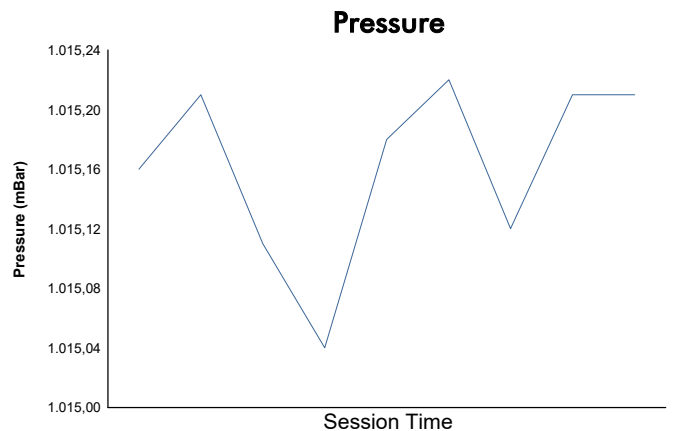
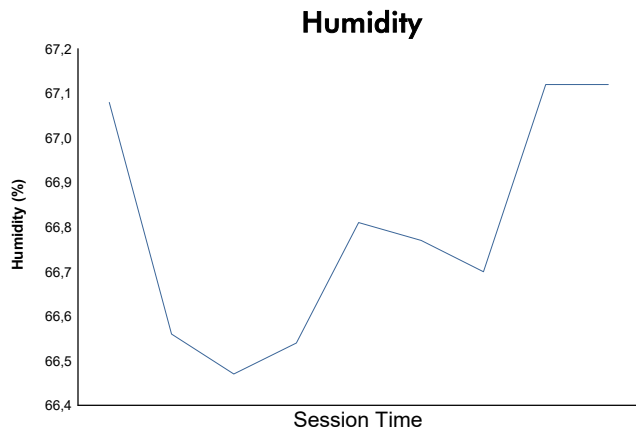
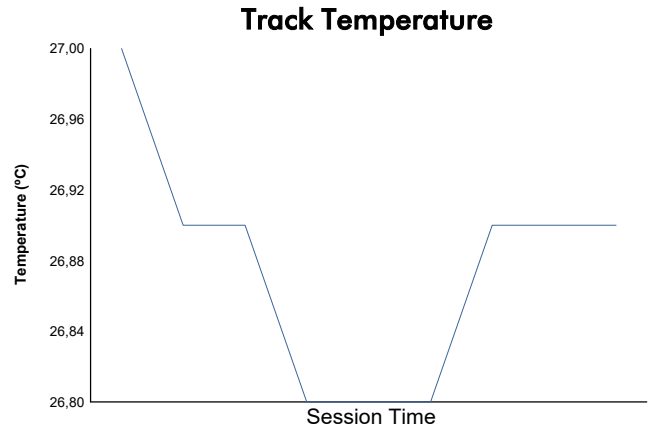
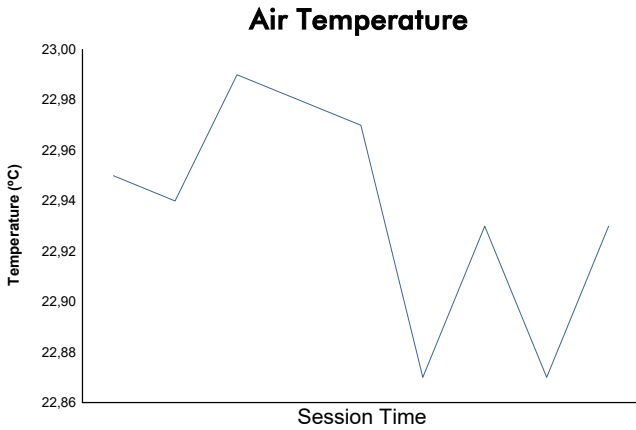


ABB FIA Formula E World Championship
Round 14 - 2022 SABIC London E-Prix II
Qualifying Duel Semi-Final 1

Weather Report

Official Timekeeper 



Track Status: **DRY**

Doc No.

Date: 31/07/2022

Posted at:

ABB FIA FORMULA E WORLD CHAMPIONSHIP

Round 14 - 2022 SABIC London E-Prix II - Qualifying Duel Semi-Final 2

CLASSIFICATION

Official Timekeeper: 

POS	NO	DRIVER	NAT	TEAM	CAR	TIME	LAP	TOTAL	GAP	KPH
1	11	Lucas DI GRASSI	BRA	ROKiT Venturi Racing	Mercedes-EQ Silver Arrow 02	1:12.641	1	1	-	- 106.1
2	99	Antonio GIOVINAZZI	ITA	DRAGON / PENSKE AUTOSPORT	PENSKE EV-5	1:12.962	1	1	+0.321	+0.321 105.6

FASTEST LAP

11	Lucas DI GRASSI	BRA	ROKiT Venturi Racing	Mercedes-EQ Silver Arrow 02	1:12.641 on Lap 1	106.1 Kph
----	-----------------	-----	----------------------	-----------------------------	-------------------	-----------

ANALYSIS

■ 250KW ■ Invalidated Lap ■ Personal Best ■ Session Best ■ Crossing the finish line in pit lane

Lap	Time	Sector 1	Sector 2	Sector 3	Kph	Elapsed	Lap	Time	Sector 1	Sector 2	Sector 3	Kph	Elapsed
11	Lucas DI GRASSI						99	Antonio GIOVINAZZI					
	ROKiT Venturi Racing					BRA		DRAGON / PENSKE AUTOSPORT					ITA
						Mercedes-EQ Silver Arrow 02							PENSKE EV-5
1	1:12.641	24.156	22.275	26.210	106.1	1:12.641	1	1:12.962	24.373	22.332	26.257	105.6	1:12.962

Race Director:
Scot Elkins

Timekeeper:
Cristóbal Lopera



Series Partners:



No part of these results/data may be reproduced, stored in a retrieval system or transmitted in any form or by any means electronic, mechanical, photocopying, recording, broadcasting or otherwise without prior permission of the copyright holder except for reproduction in local/national/international daily press and regular printed publications on sale to the public within 90 days of the event to which the results/data relate and provided that the copyright symbol appears together with the name of the copyright holder.

The FÉDÉRATION INTERNATIONALE DE L'AUTOMOBILE logo, FÉDÉRATION INTERNATIONALE DE L'AUTOMOBILE, FIA logo, FIA, FIA FORMULA-E CHAMPIONSHIP, FIA FORMULA-E CHAMPIONSHIP logo and related marks are protected trademarks of the Fédération Internationale de l'Automobile (FIA), Chemin de Blandonnet 2, 1214 Vernier, Switzerland.

©2022, Fédération Internationale de l'Automobile (FIA)

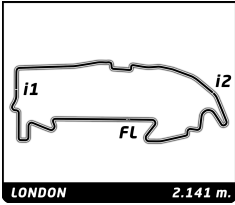
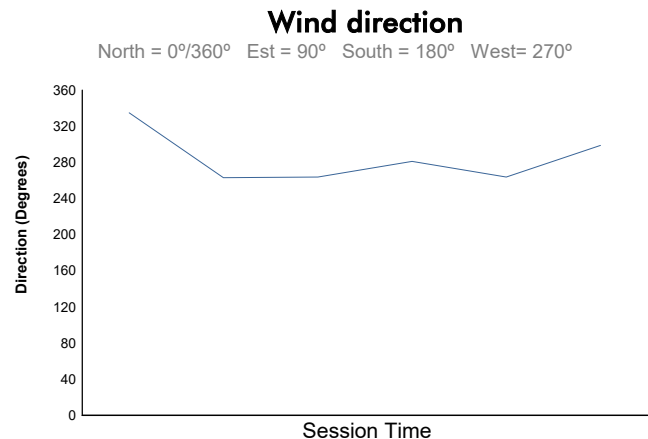
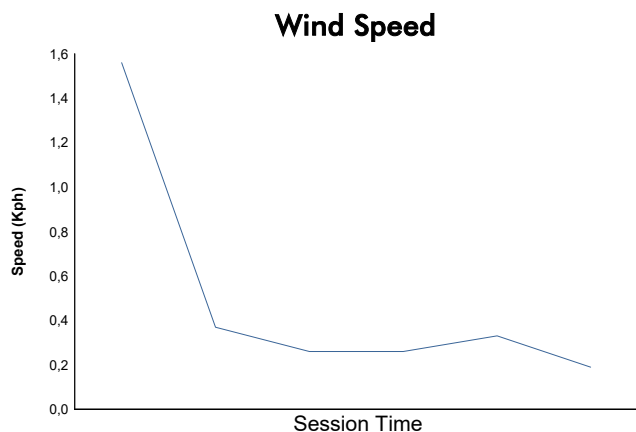
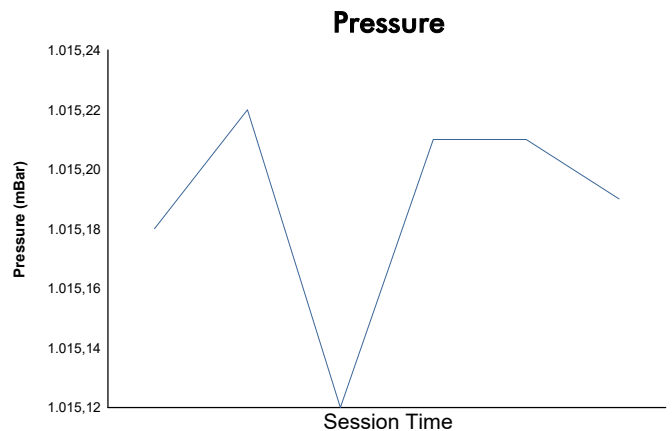
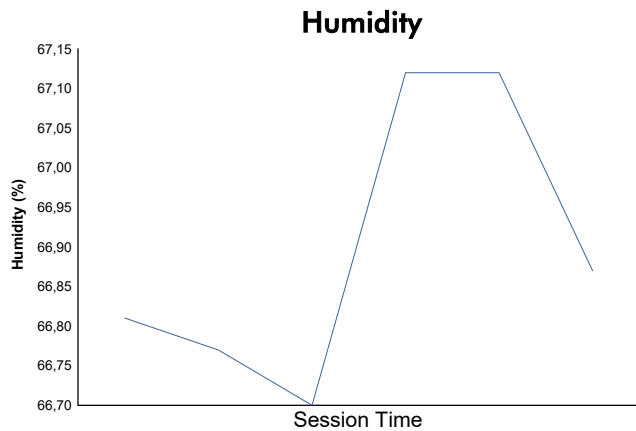
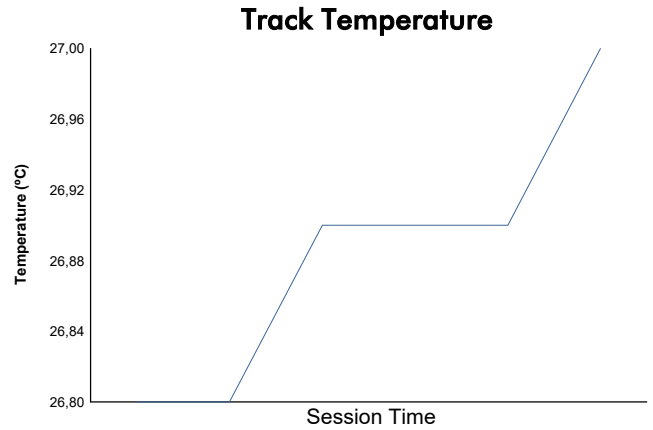
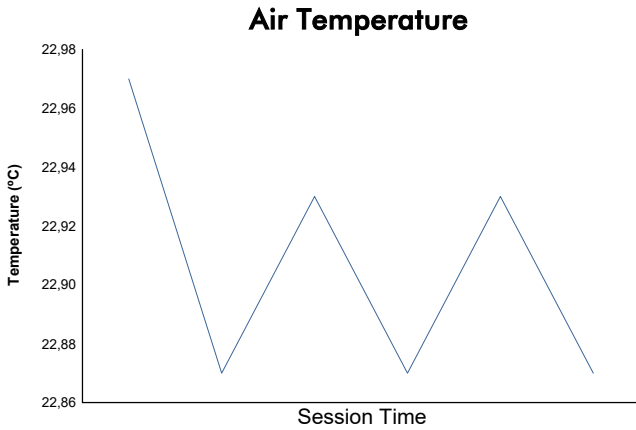


ABB FIA Formula E World Championship
Round 14 - 2022 SABIC London E-Prix II
Qualifying Duel Semi-Final 2

Weather Report

Official Timekeeper 



Track Status: **DRY**

Doc No.

Date: 31/07/2022

Posted at:

ABB FIA FORMULA E WORLD CHAMPIONSHIP

Round 14 - 2022 SABIC London E-Prix II - Qualifying Duel Final

CLASSIFICATION

Official Timekeeper: 

POS	NO	DRIVER	NAT	TEAM	CAR	TIME	LAP	TOTAL	GAP	KPH
1	27	Jake DENNIS	GBR	Avalanche Andretti Formula E	BMW iFE.21	1:12.535	1	1	-	- 106.3
2	11	Lucas DI GRASSI	BRA	ROKiT Venturi Racing	Mercedes-EQ Silver Arrow 02	1:13.619	1	1	+1.084	+1.084 104.7

FASTEST LAP

27	Jake DENNIS	GBR	Avalanche Andretti Formula E	BMW iFE.21	1:12.535 on Lap 1	106.3 Kph
----	-------------	-----	------------------------------	------------	-------------------	-----------

ANALYSIS

■ 250KW ■ Invalidated Lap ■ Personal Best ■ Session Best ■ Crossing the finish line in pit lane

Lap	Time	Sector 1	Sector 2	Sector 3	Kph	Elapsed	Lap	Time	Sector 1	Sector 2	Sector 3	Kph	Elapsed
11	Lucas DI GRASSI							27	Jake DENNIS				
	ROKiT Venturi Racing			Mercedes-EQ Silver Arrow 02					Avalanche Andretti Formula E				
1	1:13.619	■	■	■	104.7	1:13.619	1	1:12.535	■	■	■	106.3	1:12.535

Race Director:
Scot Elkins

Timekeeper:
Cristóbal Lopera



Series Partners:



No part of these results/data may be reproduced, stored in a retrieval system or transmitted in any form or by any means electronic, mechanical, photocopying, recording, broadcasting or otherwise without prior permission of the copyright holder except for reproduction in local/national/international daily press and regular printed publications on sale to the public within 90 days of the event to which the results/data relate and provided that the copyright symbol appears together with the name of the copyright holder.

The FÉDÉRATION INTERNATIONALE DE L'AUTOMOBILE logo, FÉDÉRATION INTERNATIONALE DE L'AUTOMOBILE, FIA logo, FIA, FIA FORMULA-E CHAMPIONSHIP, FIA FORMULA-E CHAMPIONSHIP logo and related marks are protected trademarks of the Fédération Internationale de l'Automobile (FIA), Chemin de Blandonnet 2, 1214 Vernier, Switzerland.

©2022, Fédération Internationale de l'Automobile (FIA)

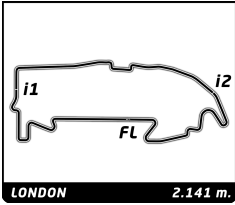
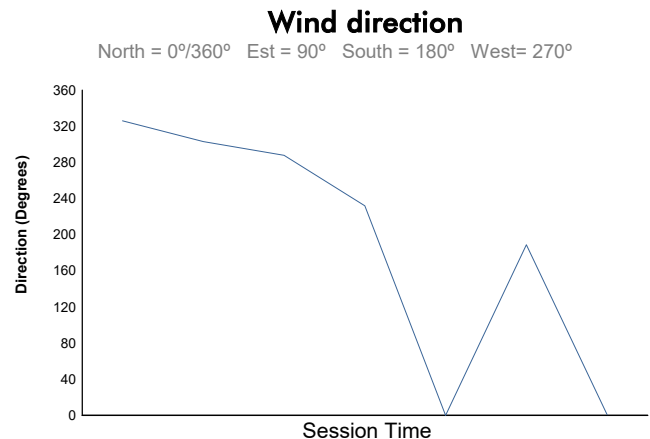
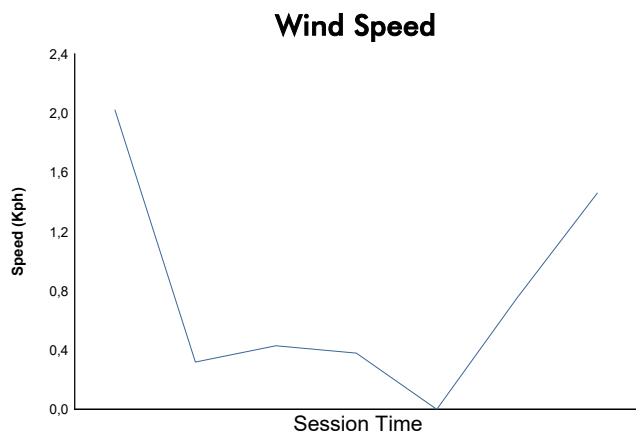
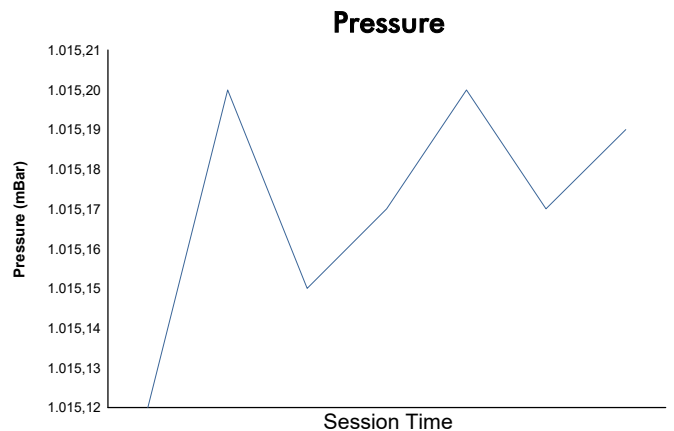
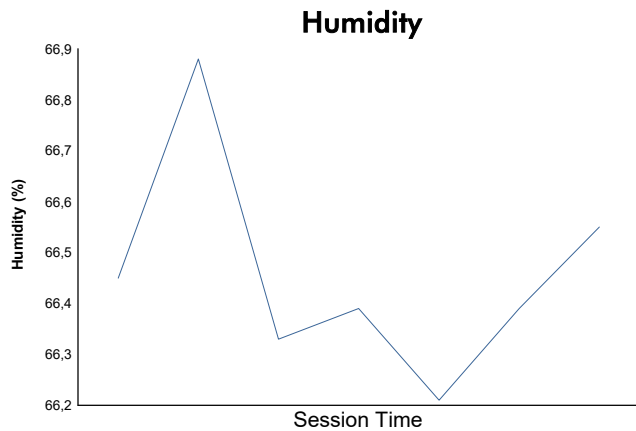
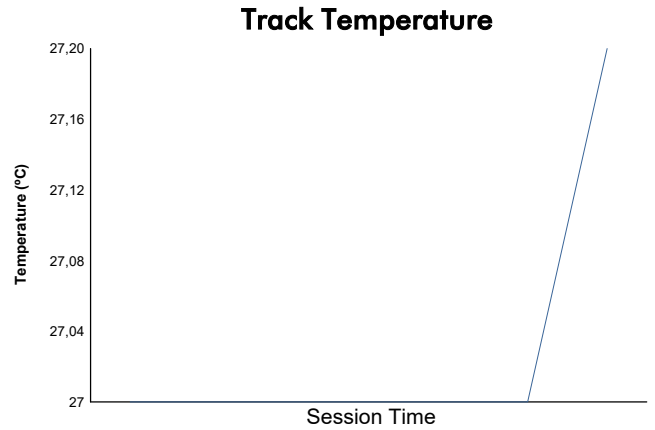
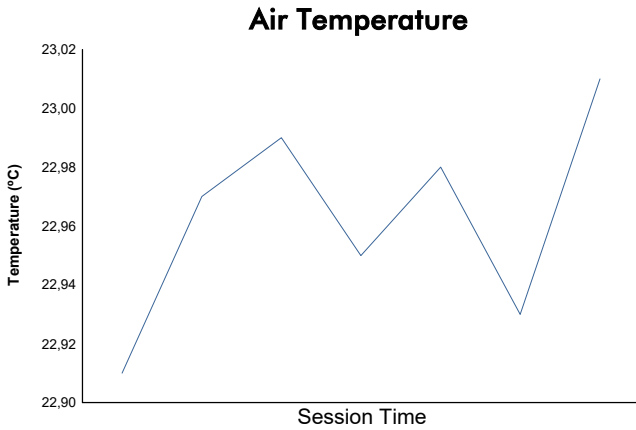


ABB FIA Formula E World Championship
Round 14 - 2022 SABIC London E-Prix II
Qualifying Duel Final

Weather Report

Official Timekeeper 



Track Status: **DRY**

Doc No.

Date: 31/07/2022

Posted at:

ABB FIA FORMULA E WORLD CHAMPIONSHIP

Round 14 - 2022 SABIC London E-Prix II - Duels Merge

FINAL CLASSIFICATION

Official Timekeeper: 

■ 250KW

POS	NO	DRIVER	NAT	TEAM	GROUP	QP GROUPS	DUELS	SEMIS	FINAL
1	27	Jake DENNIS	GBR	Avalanche Andretti Formula E	A	1:13.279	1:12.661 ■	1:12.649 ■	1:12.535 ■
2	11	Lucas DI GRASSI	BRA	ROKiT Venturi Racing	B	1:13.006	1:12.686 ■	1:12.641 ■	1:13.619 ■
3	99	Antonio GIOVINAZZI	ITA	DRAGON / PENSKE AUTOSPORT	B	1:13.327	1:12.980 ■	1:12.962 ■	
4	13	Antonio Félix DA COSTA	PRT	DS TECHEETAH	A	1:13.360	1:13.000 ■	1:13.028 ■	
5	17	Nyck DE VRIES	NLD	Mercedes-EQ Formula E Team	A	1:13.370	1:13.043 ■		
6	23	Sébastien BUEMI	CHE	Nissan e.dams	B	1:13.414	1:13.197 ■		
7	37	Nick CASSIDY	NZL	Envision Racing	B	1:13.411	1:13.490 ■		
8	28	Oliver ASKEW	USA	Avalanche Andretti Formula E	A	1:13.473	1:44.374 ■		
9	22	Maximilian GÜNTHER	DEU	Nissan e.dams	A	1:13.497			
10	25	Jean-Éric VERGNE	FRA	DS TECHEETAH	B	1:13.422			
11	30	Oliver ROWLAND	GBR	MAHINDRA RACING	A	1:13.544			
12	94	Pascal WEHRLEIN	DEU	TAG Heuer Porsche Formula E Team	B	1:13.507			
13	5	Stoffel VANDOORNE	BEL	Mercedes-EQ Formula E Team	A	1:13.624			
14	9	Mitch EVANS	NZL	Jaguar TCS Racing	B	1:13.511			
15	10	Sam BIRD	GBR	Jaguar TCS Racing	A	1:13.652			
16	33	Dan TICKTUM	GBR	NIO 333 Formula E Team	B	1:13.696			
17	48	Edoardo MORTARA	CHE	ROKiT Venturi Racing	A	1:13.745			
18	4	Robin FRIJNS	NLD	Envision Racing	B	1:13.748			
19	7	Sérgio SETTE CÂMARA	BRA	DRAGON / PENSKE AUTOSPORT	A	1:13.745			
20	3	Oliver TURVEY	GBR	NIO 333 Formula E Team	B	1:13.948			
21	36	André LOTTERER	DEU	TAG Heuer Porsche Formula E Team	A	1:14.076			
22	29	Alexander SIMS	GBR	MAHINDRA RACING	B	1:14.729			

Stewards:

Michael Schwägerl

Eric Barrabino

Eric Cowcill

Timekeeper:

Cristóbal Lopera



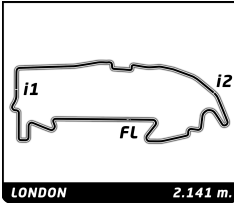
Series Partners:



No part of these results/data may be reproduced, stored in a retrieval system or transmitted in any form or by any means electronic, mechanical, photocopying, recording, broadcasting or otherwise without prior permission of the copyright holder except for reproduction in local/national/international daily press and regular printed publications on sale to the public within 90 days of the event to which the results/data relate and provided that the copyright symbol appears together with the name of the copyright holder.

The FÉDÉRATION INTERNATIONALE DE L'AUTOMOBILE logo, FÉDÉRATION INTERNATIONALE DE L'AUTOMOBILE, FIA logo, FIA, FIA FORMULA-E CHAMPIONSHIP, FIA FORMULA-E CHAMPIONSHIP logo and related marks are protected trademarks of the Fédération Internationale de l'Automobile (FIA), Chemin de Blandonnet 2, 1214 Vernier, Switzerland.

©2022, Fédération Internationale de l'Automobile (FIA)


ABB FIA Formula E World Championship
Round 14 - 2022 SABIC London E-Prix II
Race (45' +1 lap)
Final Starting Grid

Official Timekeeper

					22	29	MAHINDRA RACING	Alexander SIMS
André LOTTERER	TAG Heuer Porsche Formula E Team	36	21	- 11 -				
					20	3	NIO 333 Formula E Team	Oliver TURVEY
Sérgio SETTE CÂMARA	DRAGON / PENSKE AUTOSPORT	7	19	- 10 -				
					18	4	Envision Racing	Robin FRIJNS
Edoardo MORTARA	ROKIT Venturi Racing	48	17	- 9 -				
					16	33	NIO 333 Formula E Team	Dan TICKTUM
Sam BIRD	Jaguar TCS Racing	10	15	- 8 -				
					14	9	Jaguar TCS Racing	Mitch EVANS
Stoffel VANDOOORNE	Mercedes-EQ Formula E Team	5	13	- 7 -				
					12	94	TAG Heuer Porsche Formula E Team	Pascal WEHREIN
Oliver ASKEW	Avalanche Andretti Formula E	28*	11	- 6 -				
					10	30	MAHINDRA RACING	Oliver ROWLAND
Jean-Éric VERGNE	DS TECHEETAH	25	9	- 5 -				
					8	22	Nissan e.dams	Maximilian GÜNTHER
Nick CASSIDY	Envision Racing	37	7	- 4 -				
					6	23	Nissan e.dams	Sébastien BUEMI
Nyck DE VRIES	Mercedes-EQ Formula E Team	17	5	- 3 -				
					4	13	DS TECHEETAH	Antonio Félix DA COSTA
Antonio GIOVINAZZI	DRAGON / PENSKE AUTOSPORT	99	3	- 2 -				
					2	11	ROKIT Venturi Racing	Lucas DI GRASSI
Jake DENNIS	Avalanche Andretti Formula E	27	1	- 1 -				

Pole

CAR 28 - DROP OF 3 GRID POSITIONS DUE TO STEWARDS DECISION NR.21

Stewards:			Timekeeper:
Michael Schwägerl	Eric Barrabino	Eric Cowcill	Cristóbal Lopera

Doc No.

Date: 31/07/2022

Posted at:

ABB FIA FORMULA E WORLD CHAMPIONSHIP
Round 14 - 2022 SABIC London E-Prix II - Race (48' +1 lap)
FINAL CLASSIFICATION

Official Timekeeper:

POS	PTS	NO	DRIVER	NAT	TEAM	VEHICLE	LAPS	TIME	GAP	KPH	Best	Lap
1	(25)	11	L. DI GRASSI	BRA	ROKiT Venturi Racing	Mercedes-EQ Silver Arrow 02	38	49:28.805	-	98.7	1:14.438	29
2	(22)	27	J. DENNIS	GBR	Avalanche Andretti Formula E	BMW iFE.21	38	49:31.996	+3.191	98.5	1:14.446	19
3	(15)	17	N. DE VRIES	NLD	Mercedes-EQ Formula E Team	Mercedes-EQ Silver Arrow 02	38	49:33.313	+4.508	98.5	1:14.525	7
4	(12)	5	S. VANDOORNE	BEL	Mercedes-EQ Formula E Team	Mercedes-EQ Silver Arrow 02	38	49:39.163	+10.358	98.3	1:14.579	24
5	(10)	13	A. DA COSTA	PRT	DS TECHEETAH	DS E-TENSE FE21	38	49:42.751	+13.946	98.2	1:14.774	13
6	(8)	23	S. BUEMI	CHE	Nissan e.dams	Nissan IM03	38	49:49.204	+20.399	98.0	1:15.218	17
7	(6)	4	R. FRIJNS	NLD	Envision Racing	Audi e-tron FE07	38	49:49.655	+20.850	98.0	1:14.894	28
8	(4)	10	S. BIRD	GBR	Jaguar TCS Racing	Jaguar I-Type 5	38	49:55.553	+26.748	97.8	1:15.012	17
9	(2)	7	S. SETTE CÂMARA	BRA	DRAGON / PENSKE AUTOSPORT	PENSKE EV-5	38	49:57.718	+28.913	97.7	1:15.069	20
10	(1)	94	P. WEHRLEIN	DEU	TAG Heuer Porsche Formula E Team	Porsche 99X Electric	38	49:58.490	+29.685	97.7	1:14.840	17
11		29	A. SIMS	GBR	MAHINDRA RACING	Mahindra M8Electro	38	49:59.416	+30.611	97.6	1:15.261	17
12		36	A. LOTTERER	DEU	TAG Heuer Porsche Formula E Team	Porsche 99X Electric	38	50:00.449	+31.644	97.6	1:15.234	19
13		48	E. MORTARA	CHE	ROKiT Venturi Racing	Mercedes-EQ Silver Arrow 02	38	50:03.952	+35.147	97.5	1:14.603	23
14		3	O. TURVEY	GBR	NIO 333 Formula E Team	NIO 333 001	38	50:06.090	+37.285	97.4	1:15.365	12
15		22	M. GÜNTHER	DEU	Nissan e.dams	Nissan IM03	38	50:48.638	+1:19.833	96.1	1:15.024	12

NOT CLASSIFIED

9	M. EVANS	NZL	Jaguar TCS Racing	Jaguar I-Type 5	35	46:44.909					1:14.577	26
37	N. CASSIDY	NZL	Envision Racing	Audi e-tron FE07	30	40:12.728					1:14.349	29
28	O. ASKEW	USA	Avalanche Andretti Formula E	BMW iFE.21	21	29:12.944					1:14.958	21
99	A. GIOVINAZZI	ITA	DRAGON / PENSKE AUTOSPORT	PENSKE EV-5	19	26:58.623					1:15.618	17
25	J. VERGNE	FRA	DS TECHEETAH	DS E-TENSE FE21	3	5:08.596					1:15.944	2
33	D. TICKTUM	GBR	NIO 333 Formula E Team	NIO 333 001	1	1:29.572						
30	O. ROWLAND	GBR	MAHINDRA RACING	Mahindra M8Electro	1	1:50.361						

250KW 220KW

POLE POSITION

27	J. DENNIS	GBR	Avalanche Andretti Formula E	BMW iFE.21
----	-----------	-----	------------------------------	------------

FASTEST LAP

37	N. CASSIDY	NZL	Envision Racing	Audi e-tron FE07	1:14.349 on Lap 29	103.7 Kph
----	------------	-----	-----------------	------------------	--------------------	-----------

FASTEST LAP IN TOP 10

27	J. DENNIS	GBR	Avalanche Andretti Formula E	BMW iFE.21	1:14.446 on Lap 19	103.5 Kph
----	-----------	-----	------------------------------	------------	--------------------	-----------

CAR 99 - TIME PENALTY OF 5 SECONDS DUE TO STEWARDS DECISION NR.25
 CAR 48 - TIME PENALTY OF 5 SECONDS DUE TO STEWARDS DECISION NR.26
 CAR 22 - TIME PENALTY OF 10 SECONDS DUE TO STEWARDS DECISION NR.27
 CAR 28 - TIME PENALTY OF 5 SECONDS DUE TO STEWARDS DECISION NR.28
 CAR 10 - TIME PENALTY OF 5 SECONDS DUE TO STEWARDS DECISION NR.30

Stewards:

Michael Schwägerl

Eric Barrabino

Eric Cowcill

Timekeeper:

Cristóbal Lopera

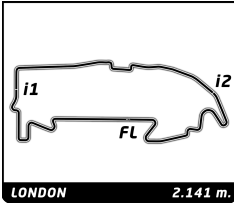
Series Partners:



No part of these results/data may be reproduced, stored in a retrieval system or transmitted in any form or by any means electronic, mechanical, photocopying, recording, broadcasting or otherwise without prior permission of the copyright holder except for reproduction in local/national/international daily press and regular printed publications on sale to the public within 90 days of the event to which the results/data relate and provided that the copyright symbol appears together with the name of the copyright holder.

The FÉDÉRATION INTERNATIONALE DE L'AUTOMOBILE logo, FÉDÉRATION INTERNATIONALE DE L'AUTOMOBILE, FIA logo, FIA, FIA FORMULA-E CHAMPIONSHIP, FIA FORMULA-E CHAMPIONSHIP logo and related marks are protected trademarks of the Fédération Internationale de l'Automobile (FIA), Chemin de Blandonnet 2, 1214 Vernier, Switzerland.

©2022, Fédération Internationale de l'Automobile (FIA)


ABB FIA Formula E World Championship
Round 14 - 2022 SABIC London E-Prix II
Race
Lap Chart

Official Timekeeper

Nr	Pos	Grid	LAP																																	
			1	2	3	4	5	6	7	8	9	10	11	12	13	14	15	16	17	18	19	20	21	22	23	24	25	26	27	28	29	30	31	32		
27	1	27	27	27	27	27	27	27	27	27	27	27	27	27	27	27	27	27	27	27	27	27	27	27	27	27	27	27	27	27	27	27	27	27	27	
11	2	11	11	11	11	11	11	11	11	11	11	11	11	11	11	11	11	11	11	11	11	11	11	11	11	11	11	11	11	11	11	11	11	11	11	
99	3	99	99	99	99	99	99	99	99	99	11	13	13	17	17	17	13	17	17	17	17	17	17	17	17	17	17	17	17	17	17	17	17	17	17	
13	4	13	13	13	13	13	13	13	13	13	17	17	13	13	13	13	17	13	13	13	13	13	13	9	9	9	9	9	9	9	9	9	9	9	9	
17	5	17	17	17	17	17	17	23	17	13	99	99	23	9	9	9	9	9	9	9	9	9	13	13	13	13	13	5	5	5	5	5	5	5		
23	6	23	23	23	23	23	17	23	23	23	23	9	23	23	23	23	5	5	5	5	5	5	5	5	5	5	5	5	5	5	5	5	5	5	5	
37	7	37	37	37	37	37	37	9	9	9	9	9	5	5	5	5	5	23	23	23	23	23	23	23	23	23	94	94	23	23	23	23	23	23	23	
22	8	22	22	22	22	22	22	5	5	5	5	99	94	94	94	94	94	94	94	94	94	94	94	94	94	94	23	23	94	94	94	94	94	94	94	
25	9	25	25	25	28	28	28	28	28	28	94	94	10	10	10	10	10	10	10	10	10	10	10	10	10	10	10	10	10	10	10	10	10	10	10	
30	10	30	28	28	9	9	9	9	94	94	28	10	10	48	48	48	48	48	48	48	48	48	48	48	48	48	48	4	4	4	4	4	4	4	94	
28	11	28	9	9	5	5	5	5	22	10	10	48	48	4	4	4	4	4	4	4	4	4	4	4	4	4	4	7	7	7	7	7	7	7	7	
94	12	94	5	5	94	94	94	94	10	22	48	4	4	7	7	7	7	7	7	7	7	7	7	7	7	7	7	7	7	7	7	7	7	7	7	
5	13	5	94	94	10	10	10	10	48	48	4	7	3	3	3	3	3	3	3	3	3	3	3	3	3	3	29	29	29	29	29	29	29	29	29	
9	14	9	10	10	48	48	48	48	37	4	7	3	3	29	29	29	29	29	29	29	29	29	29	29	29	3	3	3	3	3	3	3	3	3	3	
10	15	10	33	48	7	7	7	7	7	3	3	29	29	36	36	36	36	36	36	36	36	36	36	36	36	36	36	36	36	36	36	36	36	36	36	
33	16	33	48	7	4	4	4	4	4	7	29	36	36	28	37	37	37	37	37	37	37	37	37	37	37	37	37	37	37	37	37	37	37	37	37	
48	17	48	7	4	3	3	3	3	3	29	36	28	28	37	28	99	99	99	99	99	99	99	99	99	99	28	28	28	28	28	28	28	28	28	28	
4	18	4	4	3	36	36	36	36	36	36	22	37	37	99	99	28	28	28	28	28	28	28	28	28	28	28	28	28	28	28	28	28	28	28	28	
7	19	7	3	36	29	29	29	29	29	37	37	22	22	22	22	22	22	22	22	22	22	22	22	22	22	22	22	22	22	22	22	22	22	22	22	
3	20	3	36	29	25																															
36	21	36	29																																	
29	22	29	30																																	

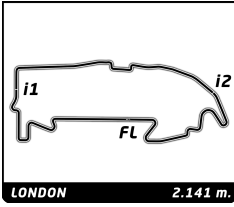


ABB FIA Formula E World Championship

Round 14 - 2022 SABIC London E-Prix II

Race

Lap Chart

Official Timekeeper

		LAP						
Nr	Pos	33	34	35	36	37	38	
27	1	11	11	11	11	11	11	
11	2	27	27	27	27	27	27	
99	3	17	17	17	17	17	17	
13	4	9	9	5	5	5	5	
17	5	5	5	13	13	13	13	
23	6	13	13	23	23	23	23	
37	7	23	23	4	4	4	4	
22	8	4	4	10	10	10	10	
25	9	10	10	7	7	7	7	
30	10	94	94	94	94	94	94	
28	11	7	7	48	48	48	48	
94	12	48	48	29	29	29	29	
5	13	29	29	36	36	36	36	
9	14	36	36	3	3	3	3	
10	15	3	3	9	22	22	22	
33	16	22	22	22				
48	17							
4	18							
7	19							
3	20							
36	21							
29	22							

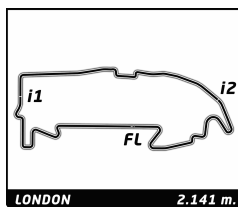


ABB FIA Formula E World Championship

Round 14 - 2022 SABIC London E-Prix II

Race

Best Sector Times

Official Timekeeper

SECTOR 1			SECTOR 2		SECTOR 3					
Pos	Driver	Time	Driver	Time	Driver	Time	Pos	Driver	Ideal Lap	Best Lap
1	11 L.DI GRASSI	24.631	17 N.DE VRIES	22.766	11 L.DI GRASSI	26.515	1	11 L.DI GRASSI	1:13.936	1:14.438 (2)
2	5 S.VANDOORNE	24.675	11 L.DI GRASSI	22.790	27 J.DENNIS	26.600	2	37 N.CASSIDY	1:14.242	1:14.349 (1)
3	48 E.MORTARA	24.749	37 N.CASSIDY	22.827	37 N.CASSIDY	26.615	3	27 J.DENNIS	1:14.258	1:14.446 (3)
4	27 J.DENNIS	24.785	27 J.DENNIS	22.873	28 O.ASKEW	26.643	4	17 N.DE VRIES	1:14.364	1:14.525 (4)
5	9 M.EVANS	24.789	48 E.MORTARA	22.906	9 M.EVANS	26.671	5	48 E.MORTARA	1:14.388	1:14.603 (7)
6	37 N.CASSIDY	24.800	13 A.DA COSTA	22.961	48 E.MORTARA	26.733	6	5 S.VANDOORNE	1:14.527	1:14.579 (6)
7	17 N.DE VRIES	24.808	94 P.WEHRLEIN	23.039	4 R.FRIJNS	26.757	7	9 M.EVANS	1:14.530	1:14.577 (5)
8	13 A.DA COSTA	24.865	4 R.FRIJNS	23.046	22 M.GÜNTHER	26.768	8	13 A.DA COSTA	1:14.608	1:14.774 (8)
9	94 P.WEHRLEIN	24.886	23 S.BUEMI	23.047	10 S.BIRD	26.771	9	4 R.FRIJNS	1:14.755	1:14.894 (10)
10	7 S.SETTE CÂMARA	24.902	9 M.EVANS	23.070	5 S.VANDOORNE	26.777	10	10 S.BIRD	1:14.787	1:15.012 (12)
11	10 S.BIRD	24.911	5 S.VANDOORNE	23.075	13 A.DA COSTA	26.782	11	94 P.WEHRLEIN	1:14.798	1:14.840 (9)
12	23 S.BUEMI	24.929	36 A.LOTTERER	23.091	17 N.DE VRIES	26.790	12	23 S.BUEMI	1:14.799	1:15.218 (15)
13	22 M.GÜNTHER	24.949	10 S.BIRD	23.105	7 S.SETTE CÂMARA	26.814	13	7 S.SETTE CÂMARA	1:14.873	1:15.069 (14)
14	4 R.FRIJNS	24.952	29 A.SIMS	23.154	23 S.BUEMI	26.823	14	36 A.LOTTERER	1:14.874	1:15.234 (16)
15	36 A.LOTTERER	24.954	28 O.ASKEW	23.155	36 A.LOTTERER	26.829	15	22 M.GÜNTHER	1:14.925	1:15.024 (13)
16	29 A.SIMS	24.992	7 S.SETTE CÂMARA	23.157	3 O.TURVEY	26.869	16	28 O.ASKEW	1:14.928	1:14.958 (11)
17	28 O.ASKEW	25.130	99 A.GIOVINAZZI	23.192	94 P.WEHRLEIN	26.873	17	29 A.SIMS	1:15.049	1:15.261 (17)
18	3 O.TURVEY	25.168	22 M.GÜNTHER	23.208	99 A.GIOVINAZZI	26.893	18	3 O.TURVEY	1:15.259	1:15.365 (18)
19	99 A.GIOVINAZZI	25.274	3 O.TURVEY	23.222	29 A.SIMS	26.903	19	99 A.GIOVINAZZI	1:15.359	1:15.618 (19)
20	25 J.VERGNE	25.429	25 J.VERGNE	23.443	25 J.VERGNE	27.072	20	25 J.VERGNE	1:15.944	1:15.944 (20)
21	33 D.TICKTUM	25.647	33 D.TICKTUM	23.514	33 D.TICKTUM	29.254	21	33 D.TICKTUM	1:18.415	

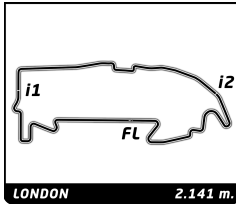


ABB FIA Formula E World Championship

Round 14 - 2022 SABIC London E-Prix II

Race

Fastest Lap Sequence

Official Timekeeper 

Elapsed	Driver	Team	Car	Time	Kph	Lap
2:35.181	27 Jake DENNIS	Avalanche Andretti Formula E	BMW iFE.21	1:16.875	100.3	2
2:35.544	11 Lucas DI GRASSI	ROKiT Venturi Racing	Mercedes-EQ Silver Arrow 02	1:16.874	100.3	2
2:36.085	99 Antonio GIOVINAZZI	DRAGON / PENSKE AUTOSPORT	PENSKE EV-5	1:16.699	100.5	2
2:36.683	13 Antonio Félix DA COSTA	DS TECHEETAH	DS E-TENSE FE21	1:16.502	100.8	2
2:37.393	17 Nyck DE VRIES	Mercedes-EQ Formula E Team	Mercedes-EQ Silver Arrow 02	1:16.486	100.8	2
2:40.294	25 Jean-Éric VERGNE	DS TECHEETAH	DS E-TENSE FE21	1:15.944	101.5	2
9:18.643	13 Antonio Félix DA COSTA	DS TECHEETAH	DS E-TENSE FE21	1:15.894	101.6	6
10:32.988	27 Jake DENNIS	Avalanche Andretti Formula E	BMW iFE.21	1:15.885	101.6	7
10:33.444	11 Lucas DI GRASSI	ROKiT Venturi Racing	Mercedes-EQ Silver Arrow 02	1:15.863	101.6	7
10:34.393	13 Antonio Félix DA COSTA	DS TECHEETAH	DS E-TENSE FE21	1:15.750	101.8	7
10:34.753	17 Nyck DE VRIES	Mercedes-EQ Formula E Team	Mercedes-EQ Silver Arrow 02	1:14.525	103.4	7
25:39.056	27 Jake DENNIS	Avalanche Andretti Formula E	BMW iFE.21	1:14.446	103.5	19
38:11.219	11 Lucas DI GRASSI	ROKiT Venturi Racing	Mercedes-EQ Silver Arrow 02	1:14.438	103.5	29
38:49.852	37 Nick CASSIDY	Envision Racing	Audi e-tron FE07	1:14.349	103.7	29

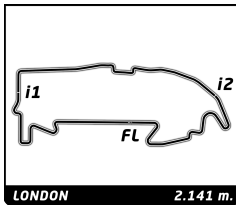


ABB FIA Formula E World Championship

Round 14 - 2022 SABIC London E-Prix II

Race

Analysis by lap

Official Timekeeper 

 Lapped

Nr	Lap Time	Gap	Nr	Lap Time	Gap	Nr	Lap Time	Gap	Nr	Lap Time	Gap	Nr	Lap Time	Gap
Lap 1			28	1:20.897	10.017	27	1:16.515		3	1:16.129	9.871	99	1:18.027	6.752
27	1:18.306		9	1:20.378	11.663	11	1:16.105	0.478	7	1:17.774	10.317	94	1:15.236	6.975
11	1:18.670	0.364	5	1:21.637	14.007	99	1:16.022	1.057	29	1:16.714	11.162	10	1:15.125	7.874
99	1:19.386	1.080	94	1:23.937	16.618	13	1:15.894	1.540	36	1:17.423	11.536	48	1:15.266	8.692
13	1:20.181	1.875	10	1:24.505	17.800	23	1:15.948	2.791	37	1:40.167	32.256	4	1:15.614	9.497
17	1:20.907	2.601	48	1:24.239	19.313	17	1:16.970	3.125				7	1:15.561	11.234
22	1:21.750	3.444	7	1:24.989	20.619	37	1:16.475	4.103	Lap 9			3	1:15.543	12.181
37	1:22.464	4.158	4	1:25.318	21.482	22	1:16.679	4.583	27	1:15.078		29	1:15.969	15.049
22	1:23.137	4.831	3	1:25.543	22.470	28	1:16.669	5.000	17	1:15.267	1.711	36	1:16.421	16.133
25	1:24.350	6.044	36	1:26.910	24.289	9	1:16.539	5.408	11	1:16.736	2.055	28	1:18.394	25.203
28	1:24.871	6.565	29	1:27.101	25.558	5	1:16.681	6.034	13	1:14.800	3.035	37	1:15.443	32.502
9	1:26.407	8.101	25	2:28.302	1:16.864	94	1:16.589	6.304	99	1:17.838	4.019	22	1:15.172	1:02.143
5	1:27.507	9.201	Lap 4			10	1:16.367	6.830	23	1:15.350	4.350	Lap 12		
94	1:27.728	9.422	27	2:12.898		48	1:16.324	7.232	9	1:15.401	4.862	27	1:14.877	
10	1:28.367	10.061	11	2:13.559	1.027	7	1:16.286	7.773	5	1:15.341	5.445	11	1:15.088	0.856
33	1:29.572	11.266	99	2:13.861	1.890	4	1:16.244	8.230	94	1:16.736	7.872	17	1:15.299	3.015
48	1:30.097	11.791	13	2:13.326	2.907	3	1:16.359	8.794	28	1:17.832	8.408	13	1:16.541	3.647
7	1:30.771	12.465	17	2:13.043	3.944	36	1:16.464	9.295	10	1:16.164	8.895	9	1:14.913	5.521
4	1:31.272	12.966	23	2:12.309	5.294	29	1:17.207	10.604	48	1:16.123	9.435	23	1:16.127	6.377
3	1:31.826	13.520	37	2:12.449	6.315	Lap 7			5	1:16.252	9.891	5	1:15.252	6.702
36	1:32.300	13.994	22	2:10.724	6.687	27	1:15.885		7	1:16.648	11.887	94	1:15.409	7.507
29	1:32.961	14.655	28	2:10.361	7.480	11	1:15.863	0.456	3	1:17.785	12.578	10	1:15.028	8.025
30	1:50.361	32.055	9	2:09.761	8.526	99	1:15.940	1.112	29	1:17.705	13.789	48	1:15.522	9.337
Lap 2			5	2:08.521	9.630	13	1:15.750	1.405	22	1:30.716	23.796	4	1:15.484	10.104
27	1:16.875		94	2:06.551	10.271	17	1:14.525	1.765	37	1:16.013	33.191	7	1:15.375	11.732
11	1:16.874	0.363	10	2:06.036	10.938	23	1:17.368	4.274	3	1:15.365	12.669	94	1:15.028	7.507
99	1:16.699	0.904	48	2:05.885	12.300	9	1:16.140	5.663	29	1:15.553	15.725	10	1:15.028	8.025
13	1:16.502	1.502	7	2:05.413	13.134	5	1:16.175	6.324	36	1:15.584	16.840	48	1:15.522	9.337
17	1:16.486	2.212	4	2:05.316	13.900	28	1:17.608	6.723	28	1:19.845	30.171	37	1:15.410	33.035
23	1:16.590	3.159	3	2:05.383	14.955	94	1:16.694	7.113	99	1:44.893	36.768	22	1:15.024	1:02.290
37	1:16.704	3.987	36	2:05.301	16.692	22	1:19.201	7.899	22	1:16.132	4.105	4	1:15.484	10.104
22	1:16.513	4.469	29	2:04.959	17.619	10	1:17.359	8.304	23	1:16.148	4.452	7	1:15.375	11.732
25	1:15.944	5.113	Lap 5			48	1:17.282	8.629	9	1:16.914	5.730	3	1:15.365	12.669
28	1:15.981	5.671	27	1:55.958		37	1:20.494	8.712	3	1:17.785	12.578	29	1:15.553	15.725
9	1:16.610	7.836	11	1:55.819	0.888	7	1:17.278	9.166	29	1:17.705	13.789	36	1:15.584	16.840
5	1:16.595	8.921	99	1:55.618	1.550	4	1:17.324	9.669	36	1:17.628	14.086	28	1:19.845	30.171
94	1:16.685	9.232	13	1:55.212	2.161	3	1:17.456	10.365	17	1:17.135	2.800	99	1:44.893	36.768
10	1:16.660	9.846	17	1:54.684	2.670	36	1:17.326	10.736	99	1:16.132	4.105	22	1:15.024	1:02.290
48	1:16.709	11.625	23	1:54.022	3.358	29	1:16.352	11.071	23	1:16.148	4.452	4	1:15.484	10.104
7	1:16.591	12.181	37	1:53.786	4.143	Lap 8			9	1:16.914	5.730	7	1:15.375	11.732
4	1:16.624	12.715	22	1:53.690	4.419	27	1:16.623		5	1:17.114	6.513	3	1:15.365	12.669
3	1:16.833	13.478	28	1:53.324	4.846	11	1:16.564	0.397	94	1:15.293	7.119	29	1:15.553	15.725
36	1:16.811	13.930	9	1:52.816	5.384	99	1:16.770	1.259	10	1:15.280	8.129	36	1:15.584	16.840
29	1:17.228	15.008	5	1:52.196	5.868	17	1:16.380	1.522	17	1:17.135	2.800	37	1:15.410	33.035
Lap 3			94	1:51.917	6.230	13	1:18.531	3.313	99	1:16.132	4.105	99	1:44.893	36.768
27	1:16.551		10	1:51.998	6.978	23	1:16.427	4.078	23	1:16.148	4.452	22	1:15.024	1:02.290
11	1:16.554	0.366	48	1:51.081	7.423	9	1:15.499	4.539	9	1:16.914	5.730	4	1:15.484	10.104
99	1:16.574	0.927	7	1:50.826	8.002	5	1:15.481	5.182	3	1:17.114	6.513	7	1:15.375	11.732
13	1:17.528	2.479	4	1:50.559	8.501	28	1:15.554	5.654	94	1:15.293	7.119	3	1:15.365	12.669
17	1:18.138	3.799	3	1:49.953	8.950	94	1:15.724	6.214	10	1:15.280	8.129	29	1:15.553	15.725
23	1:19.275	5.883	36	1:48.612	9.346	10	1:16.128	7.809	17	1:17.135	2.800	36	1:15.584	16.840
37	1:19.328	6.764	29	1:48.251	9.912	22	1:16.882	8.158	99	1:16.132	4.105	28	1:19.845	30.171
22	1:20.943	8.861	Lap 6			48	1:16.384	8.390	23	1:16.055	5.127	99	1:15.847	37.153
			27	1:16.623		4	1:15.671	8.717	9	1:15.135	5.485	22	1:15.091	1:01.919
			11	1:16.564	0.397				5	1:15.194	6.327	Lap 14		
			99	1:16.770	1.259									
			17	1:16.380	1.522									
			13	1:18.531	3.313									
			23	1:16.427	4.078									
			9	1:15.499	4.539									
			7	1:50.826	8.002									
			4	1:50.559	8.501									
			3	1:49.953	8.950									
			36	1:48.612	9.346									
			29	1:48.251	9.912									

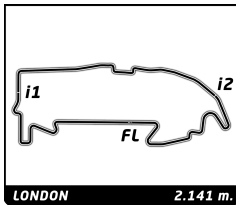


ABB FIA Formula E World Championship
Round 14 - 2022 SABIC London E-Prix II
Race

Analysis by lap

Official Timekeeper TAG Heuer

Lapped

Nr	Lap Time	Gap	Nr	Lap Time	Gap	Nr	Lap Time	Gap	Nr	Lap Time	Gap	Nr	Lap Time	Gap
27	1:15.102		36	1:15.751	18.075	94	1:15.334	8.435	17	1:16.175	3.778	11	1:15.172	0.933
11	1:14.668	1.169	37	1:15.349	36.623	10	1:15.454	9.208	9	1:15.147	4.412	17	1:14.757	2.843
17	1:15.794	3.219	99	1:17.158	40.341	48	1:14.732	10.335	13	1:15.799	5.643	9	1:16.003	5.225
13	1:15.664	3.521	28	1:22.981	56.967	4	1:16.519	12.754	5	1:15.218	6.153	13	1:15.900	7.116
9	1:15.233	5.117	22	1:15.374	1:03.366	7	1:15.316	14.085	23	1:15.588	9.562	5	1:15.670	7.451
23	1:15.452	6.770				3	1:16.183	17.032	94	1:15.450	9.959	94	1:16.055	11.732
5	1:15.785	7.424	Lap 17			29	1:15.786	17.635	10	1:15.447	10.469	23	1:16.963	12.261
94	1:15.580	7.972	27	1:15.467		36	1:15.234	19.618	48	1:16.537	11.887	10	1:16.428	12.626
10	1:15.529	8.394	11	1:15.569	0.585	37	1:15.765	37.333	4	1:15.236	12.576	4	1:15.397	13.439
48	1:15.710	9.973	17	1:15.134	3.260	28	1:17.144	59.381	7	1:15.473	14.089	7	1:15.653	15.285
4	1:15.525	10.613	13	1:15.098	3.677	22	1:15.630	1:04.669	29	1:15.651	19.603	48	1:20.286	16.816
7	1:16.588	13.273	9	1:15.003	4.523				3	1:15.806	20.225	29	1:16.147	21.926
3	1:17.169	14.985	5	1:14.695	6.298	Lap 20			36	1:16.062	20.905	3	1:16.419	22.984
29	1:15.530	16.191	23	1:15.218	7.774	11	1:15.097		37	1:15.261	38.109	36	1:16.119	23.427
36	1:15.579	17.522	94	1:14.840	8.534	99	1:46.952	1 Lap	22	1:15.518	1:06.181	37	1:14.954	38.480
37	1:17.990	36.794	10	1:15.012	9.163	27	1:15.121	0.580				22	1:15.421	1:07.598
99	1:16.097	38.148	48	1:15.136	9.748	17	1:15.087	3.548	Lap 23					
28	1:22.636	43.781	4	1:15.669	10.971	13	1:15.280	4.292	27	1:15.371				
22	1:16.986	1:03.803	7	1:15.332	12.482	9	1:15.256	4.742	11	1:15.574	0.517			
			3	1:15.581	15.192	5	1:14.946	6.951	17	1:14.987	3.394			
Lap 15			29	1:15.261	17.053	23	1:15.891	8.787	9	1:15.211	4.252			
27	1:15.619		36	1:15.569	18.177	94	1:15.642	8.980	13	1:15.617	5.889			
11	1:15.127	0.677	37	1:14.571	35.727	10	1:15.331	9.442	5	1:16.545	7.327			
13	1:15.158	3.060	99	1:15.618	40.492	48	1:14.940	10.178	23	1:15.543	9.734			
17	1:16.048	3.648	28	1:15.689	57.189	4	1:15.355	13.012	94	1:15.624	10.212			
9	1:16.111	5.609	22	1:15.612	1:03.511	7	1:15.069	14.057	10	1:15.562	10.660			
23	1:15.527	6.678				3	1:16.047	17.982	48	1:14.603	11.119			
5	1:15.351	7.156	Lap 18			29	1:15.961	18.499	4	1:15.627	12.832			
94	1:15.415	7.768	11	1:15.300		36	1:15.475	19.996	7	1:15.529	14.247			
10	1:16.475	9.250	27	1:16.592	0.707	37	1:15.917	38.153	29	1:15.866	20.098			
48	1:15.371	9.725	17	1:15.328	2.703	28	1:15.105	59.389	3	1:15.900	20.754			
4	1:15.599	10.593	13	1:15.275	3.067	22	1:16.767	1:06.339	36	1:15.927	21.461			
7	1:15.095	12.749	9	1:14.996	3.634				37	1:15.620	38.358			
3	1:15.439	14.805	5	1:16.051	6.464	Lap 21			22	1:15.565	1:06.375			
29	1:16.784	17.356	23	1:15.332	7.221	27	1:14.801							
36	1:15.797	17.700	94	1:15.049	7.698	11	1:16.122	0.741	Lap 24					
37	1:15.475	36.650	10	1:15.073	8.351	17	1:14.966	3.133	27	1:15.391				
99	1:16.030	38.559	48	1:16.337	10.200	9	1:15.434	4.795	11	1:15.369	0.495			
28	1:21.200	49.362	4	1:15.746	10.832	13	1:16.463	5.374	17	1:14.817	2.820			
22	1:15.184	1:03.368	7	1:16.769	13.366	5	1:14.895	6.465	9	1:15.095	3.956			
			3	1:16.139	15.446	23	1:16.098	9.504	13	1:15.452	5.950			
Lap 16			29	1:15.278	16.446	94	1:16.440	10.039	5	1:14.579	6.515			
27	1:15.376		36	1:16.689	18.981	10	1:16.491	10.552	23	1:15.689	10.032			
11	1:15.182	0.483	37	1:16.323	36.165	48	1:16.083	10.880	94	1:15.590	10.411			
17	1:15.321	3.593	99	1:18.161	42.768	4	1:15.239	12.870	10	1:15.663	10.932			
13	1:16.362	4.046	28	1:15.530	56.834	7	1:15.470	14.146	48	1:15.536	11.264			
9	1:14.754	4.987	22	1:16.010	1:03.636	29	1:16.364	19.482	4	1:15.335	12.776			
5	1:15.290	7.070				3	1:17.348	19.949	7	1:15.510	14.366			
23	1:16.721	8.023	Lap 19			36	1:15.758	20.373	29	1:15.806	20.513			
94	1:16.769	9.161	11	1:14.597		37	1:15.606	38.378	3	1:15.936	21.299			
10	1:15.744	9.618	27	1:14.446	0.556	28	1:14.958	58.966	36	1:15.972	22.042			
48	1:15.730	10.079	17	1:15.452	3.558	22	1:15.235	1:06.193	37	1:15.293	38.260			
4	1:15.552	10.769	13	1:15.639	4.109				22	1:15.927	1:06.911			
7	1:15.244	12.617	9	1:15.546	4.583	Lap 22			Lap 25					
3	1:15.649	15.078	5	1:15.235	7.102	27	1:15.530		27	1:14.734				
29	1:15.279	17.259	23	1:15.369	7.993	11	1:15.103	0.314						

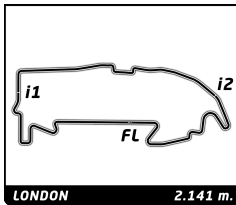


ABB FIA Formula E World Championship
Round 14 - 2022 SABIC London E-Prix II
Race

Analysis by lap

Official Timekeeper 

 Lapped

Nr	Lap Time	Gap	Nr	Lap Time	Gap	Nr	Lap Time	Gap	Nr	Lap Time	Gap	Nr	Lap Time	Gap		
11	1:15.654		Lap 31			11	1:15.105		5	1:15.735	10.470					
27	1:16.676	0.513	11	1:15.156		27	1:15.613	2.527	13	1:15.955	13.803					
17	1:15.138	1.280	27	1:15.042	1.247	17	1:15.458	3.167	23	1:15.546	20.537					
9	1:14.952	2.769	17	1:14.953	2.034	9	1:15.513	5.599	4	1:15.645	21.373					
5	1:15.443	6.881	9	1:15.016	3.843	5	1:15.400	9.975	10	1:15.750	22.097					
13	1:15.348	7.975	5	1:15.285	8.721	13	1:15.522	12.552	7	1:15.841	28.484					
23	1:15.534	12.257	13	1:15.975	10.495	23	1:15.705	20.128	94	1:16.091	29.183					
94	1:15.419	12.553	23	1:16.113	18.197	4	1:15.364	20.888	48	1:16.156	29.521					
10	1:15.589	13.086	10	1:17.031	20.015	10	1:15.050	21.195	29	1:15.841	30.261					
4	1:14.894	13.509	4	1:17.078	20.519	94	1:16.469	27.032	36	1:15.605	31.604					
7	1:15.708	15.378	94	1:19.413	21.993	7	1:16.696	27.423	3	1:16.412	36.945					
48	1:15.489	16.733	7	1:18.370	22.264	48	1:16.796	27.833	22	1:15.488	1:10.198					
29	1:15.697	24.141	48	1:17.908	22.560	29	1:15.877	29.266	Lap 38							
36	1:15.815	24.874	29	1:16.220	27.075	36	1:15.939	30.850	11	1:15.885						
3	1:17.019	25.898	36	1:16.122	28.580	3	1:16.246	33.807	27	1:16.316	3.191					
37	1:14.576	38.722	3	1:16.239	30.318	22	1:15.362	1:10.318	17	1:16.882	4.508					
22	1:15.451	1:07.555	22	1:15.412	1:09.654	Lap 35										
Lap 29			Lap 32			11	1:15.345		5	1:15.773	10.358					
11	1:14.438		11	1:15.292		27	1:15.430	2.612	13	1:16.028	13.946					
27	1:15.108	1.183	27	1:15.518	1.473	17	1:15.649	3.471	23	1:15.747	20.399					
17	1:15.098	1.940	17	1:15.640	2.382	5	1:15.787	10.417	4	1:15.362	20.850					
9	1:15.188	3.519	9	1:15.267	3.818	13	1:15.839	13.046	10	1:15.536	21.748					
5	1:15.440	7.883	5	1:15.652	9.081	23	1:15.869	20.652	7	1:16.314	28.913					
13	1:15.438	8.975	13	1:15.767	10.970	4	1:15.861	21.404	94	1:16.387	29.685					
23	1:16.375	14.194	23	1:15.863	18.768	10	1:16.018	21.868	48	1:16.511	30.147					
94	1:16.297	14.412	4	1:15.048	20.275	7	1:15.628	27.706	29	1:16.235	30.611					
10	1:16.316	14.964	10	1:16.125	20.848	94	1:16.689	28.376	3	1:15.925	31.644					
4	1:16.414	15.485	94	1:16.608	23.309	48	1:16.374	28.862	3	1:16.225	37.285					
7	1:15.458	16.398	7	1:16.822	23.794	29	1:15.676	29.597	22	1:15.520	1:09.833					
48	1:15.095	17.390	48	1:18.435	25.703	36	1:15.897	31.402								
29	1:15.429	25.132	29	1:16.010	27.793	3	1:16.553	35.015								
36	1:15.721	26.157	36	1:15.927	29.215	9	2:12.885	1:03.139								
3	1:16.292	27.752	3	1:16.212	31.238	22	1:15.455	1:10.428								
37	1:14.349	38.633	22	1:15.338	1:09.700	Lap 36										
22	1:15.374	1:08.491	Lap 33			11	1:15.324									
Lap 30			11	1:14.988		27	1:15.566	2.854								
11	1:14.665		27	1:15.534	2.019	17	1:15.407	3.554								
27	1:14.843	1.361	17	1:15.420	2.814	5	1:15.468	10.561								
17	1:14.962	2.237	9	1:16.361	5.191	13	1:15.952	13.674								
9	1:15.129	3.983	5	1:15.587	9.680	23	1:15.489	20.817								
5	1:15.374	8.592	13	1:16.153	12.135	4	1:15.474	21.554								
13	1:15.366	9.676	23	1:15.748	19.528	10	1:15.629	22.173								
23	1:17.711	17.240	4	1:15.342	20.629	7	1:16.087	28.469								
94	1:17.989	17.736	10	1:15.390	21.250	94	1:15.866	28.918								
10	1:17.841	18.140	94	1:17.347	25.668	48	1:15.653	29.191								
4	1:17.777	18.597	7	1:17.026	25.832	29	1:15.973	30.246								
7	1:17.317	19.050	48	1:15.427	26.142	36	1:15.747	31.825								
48	1:17.083	19.808	29	1:15.689	28.494	3	1:16.668	36.359								
29	1:15.544	26.011	36	1:15.789	30.016	22	1:15.432	1:10.536								
36	1:16.122	27.614	3	1:16.416	32.666	Lap 37										
3	1:16.148	29.235	22	1:15.349	1:10.061	11	1:15.826									
37	1:22.876	46.844	Lap 34			27	1:15.732	2.760								
22	1:15.572	1:09.398			17	1:15.783	3.511									

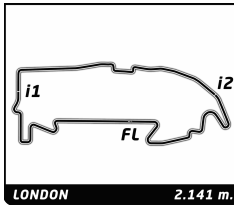


ABB FIA Formula E World Championship

Round 14 - 2022 SABIC London E-Prix II

Race

Analysis

Official Timekeeper

■ FANBOOST ■ 250KW ■ 220KW ■ Invalidated Lap ■ Personal Best ■ Session Best ■ B Crossing the finish line in pit lane

Lap	Time	Sector 1	Sector 2	Sector 3	Kph	Elapsed	Lap	Time	Sector 1	Sector 2	Sector 3	Kph	Elapsed
3 Oliver TURVEY GBR													
NIO 333 Formula E Team NIO 333 001													
1	1:31.826	36.223	25.488	30.115	83.9	1:31.826	14	1:15.525	25.105	23.404	27.016	102.1	19:32.169
2	1:16.833	25.706	23.635	27.492	100.3	2:48.659	15	1:15.599	25.177	23.365	27.057	102.0	20:47.768
3	1:25.543	25.391	23.513	36.639	90.1	4:14.202	16	1:15.552	25.158	23.430	26.964	102.0	22:03.320
4	2:05.383	38.736	41.664	44.983	61.5	6:19.585	17	1:15.669	25.249	23.455	26.965	101.9	23:18.989
5	1:49.953	43.893	34.359	31.701	70.1	8:09.538	18	1:15.746	25.276	23.320	27.150	101.8	24:34.735
6	1:16.359	25.428	23.541	27.390	100.9	9:25.897	19	1:16.519	25.104	23.308	28.107	100.7	25:51.254
7	1:17.456	25.942	23.397	28.117	99.5	10:43.353	20	1:15.355	25.169	23.211	26.975	102.3	27:06.609
8	1:16.129	25.349	23.381	27.399	101.2	11:59.482	21	1:15.239	25.085	23.240	26.914	102.4	28:21.848
9	1:17.785	25.648	23.506	28.631	99.1	13:17.267	22	1:15.236	24.952	23.239	27.045	102.4	29:37.084
10	1:15.486	25.306	23.246	26.934	102.1	14:32.753	23	1:15.627	25.321	23.417	26.889	101.9	30:52.711
11	1:15.543	25.200	23.309	27.034	102.0	15:48.296	24	1:15.335	25.021	23.372	26.942	102.3	32:08.046
12	1:15.365	25.168	23.222	26.975	102.3	17:03.661	25	1:15.397	25.205	23.269	26.923	102.2	33:23.443
13	1:15.711	25.278	23.422	27.011	101.8	18:19.372	26	1:15.788	25.398	23.295	27.095	101.7	34:39.231
14	1:17.169	25.423	23.474	28.272	99.9	19:36.541	27	1:16.165	25.233	23.091	27.841	101.2	35:55.396
15	1:15.439	25.266	23.304	26.869	102.2	20:51.980	28	1:14.894	24.959	23.046	26.889	102.9	37:10.290
16	1:15.649	25.257	23.351	27.041	101.9	22:07.629	29	1:16.414	25.363	23.441	27.610	100.9	38:26.704
17	1:15.581	25.329	23.305	26.947	102.0	23:23.210	30	1:17.777	26.142	23.798	27.837	99.1	39:44.481
18	1:16.139	25.520	23.576	27.043	101.2	24:39.349	31	1:17.078	25.585	23.321	28.172	100.0	41:01.559
19	1:16.183	25.616	23.587	26.980	101.2	25:55.532	32	1:15.048	25.110	23.181	26.757	102.7	42:16.607
20	1:16.047	25.435	23.548	27.064	101.4	27:11.579	33	1:15.342	25.190	23.325	26.827	102.3	43:31.949
21	1:17.348	25.303	23.500	28.545	99.6	28:28.927	34	1:15.364	25.159	23.180	27.025	102.3	44:47.313
22	1:15.806	25.378	23.366	27.062	101.7	29:44.733	35	1:15.861	25.565	23.472	26.824	101.6	46:03.174
23	1:15.900	25.372	23.362	27.166	101.5	31:00.633	36	1:15.474	25.274	23.211	26.989	102.1	47:18.648
24	1:15.936	25.279	23.401	27.256	101.5	32:16.569	37	1:15.645	25.291	23.290	27.064	101.9	48:34.293
25	1:16.419	25.593	23.590	27.236	100.9	33:32.988	38	1:15.362	25.039	23.141	27.182	102.3	49:49.655
26	1:15.979	25.416	23.526	27.037	101.4	34:48.967							
27	1:16.693	25.447	23.735	27.511	100.5	36:05.660							
28	1:17.019	26.180	23.647	27.192	100.1	37:22.679							
29	1:16.292	25.545	23.602	27.145	101.0	38:38.971							
30	1:16.148	25.382	23.635	27.131	101.2	39:55.119							
31	1:16.239	25.486	23.598	27.155	101.1	41:11.358							
32	1:16.212	25.430	23.492	27.290	101.1	42:27.570							
33	1:16.416	25.602	23.598	27.216	100.9	43:43.986							
34	1:16.246	25.581	23.672	26.993	101.1	45:00.232							
35	1:16.553	25.547	23.770	27.236	100.7	46:16.785							
36	1:16.668	25.670	23.860	27.138	100.5	47:33.453							
37	1:16.412	25.537	23.620	27.255	100.9	48:49.865							
38	1:16.225	25.462	23.609	27.154	101.1	50:06.090							
4 Robin FRIJNS NLD													
Envision Racing Audi e-tron FE07													
1	1:31.272	36.632	25.739	28.901	84.4	1:31.272							
2	1:16.624	25.673	23.582	27.369	100.6	2:47.896							
3	1:25.318	25.644	23.431	36.243	90.3	4:13.214							
4	2:05.316	38.867	41.952	44.497	61.5	6:18.530							
5	1:50.559	43.638	34.700	32.221	69.7	8:09.089							
6	1:16.244	25.347	23.625	27.272	101.1	9:25.333							
7	1:17.324	25.481	23.459	28.384	99.7	10:42.657							
8	1:15.671	25.281	23.168	27.222	101.9	11:58.328							
9	1:16.252	26.198	23.152	26.902	101.1	13:14.580							
10	1:15.418	25.057	23.240	27.121	102.2	14:29.998							
11	1:15.614	25.250	23.428	26.936	101.9	15:45.612							
12	1:15.484	25.254	23.408	26.822	102.1	17:01.096							
13	1:15.548	25.278	23.405	26.865	102.0	18:16.644							
5 Stoffel VANDOORNE BEL													
Mercedes-EQ Formula E Team Mercedes-EQ Silver Arrow 02													
1	1:27.507	33.788	25.538	28.181	88.1	1:27.507							
2	1:16.595	25.907	23.618	27.070	100.6	2:44.102							
3	1:21.637	25.349	23.542	32.746	94.4	4:05.739							
4	2:08.521	38.918	44.418	45.185	60.0	6:14.260							
5	1:52.196	42.015	37.503	32.678	68.7	8:06.456							
6	1:16.681	25.776	23.640	27.265	100.5	9:23.137							
7	1:16.175	25.493	23.353	27.329	101.2	10:39.312							
8	1:15.481	25.164	23.240	27.077	102.1	11:54.793							
9	1:15.341	25.169	23.116	27.056	102.3	13:10.134							
10	1:17.114	25.288	23.435	28.391	100.0	14:27.248							
11	1:15.194	25.018	23.197	26.979	102.5	15:42.442							
12	1:15.252	24.959	23.320	26.973	102.4	16:57.694							
13	1:15.501	25.137	23.140	27.224	102.1	18:13.195							
14	1:15.785	25.591	23.267	26.927	101.7	19:28.980							
15	1:15.351	25.136	23.254	26.961	102.3	20:44.331							
16	1:15.290	25.122	23.342	26.826	102.4	21:59.621							
17	1:14.695	24.793	23.125	26.777	103.2	23:14.316							
18	1:16.051	24.796	23.106	28.149	101.3	24:30.367							
19	1:15.235	25.152	23.147	26.936	102.4	25:45.602							
20	1:14.946	24.885	23.202	26.859	102.8	27:00.548							
21	1:14.895	24.881	23.151	26.863	102.9	28:15.443							
22	1:15.218	25.060	23.250	26.908	102.5	29:30.661							
23	1:16.545	25.082	23.450	28.013	100.7	30:47.206							
24	1:14.579	24.675	23.075	26.829	103.3	32:01.785							
25	1:15.670	25.113	23.308	27.249	101.9	33:17.455							
26	1:15.285	24.976	23.281	27.028	102.4	34:32.740							
27	1:15.479	25.081	23.464	26.934	102.1	35:48.219							
28	1:15.443	25.028	23.392	27.023	102.2	37:03.662							
29	1:15.440	25.038	23.466	26.936	102.2	38:19.102							

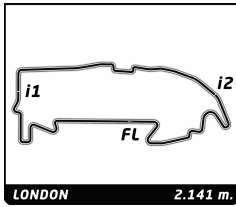


ABB FIA Formula E World Championship
Round 14 - 2022 SABIC London E-Prix II
Race

Analysis

Official Timekeeper 

■ FANBOOST ■ 250KW ■ 220KW ■ Invalidated Lap ■ Personal Best ■ Session Best ■ B Crossing the finish line in pit lane

Lap	Time	Sector 1	Sector 2	Sector 3	Kph	Elapsed	Lap	Time	Sector 1	Sector 2	Sector 3	Kph	Elapsed
30	1:15.374	24.998	23.438	26.938	102.3	39:34.476	5	1:52.816	41.969	38.005	32.842	68.3	8:05.972
31	1:15.285	25.017	23.440	26.828	102.4	40:49.761	6	1:16.539	25.869	23.452	27.218	100.7	9:22.511
32	1:15.652	25.165	23.538	26.949	101.9	42:05.413	7	1:16.140	25.501	23.432	27.207	101.2	10:38.651
33	1:15.587	25.121	23.546	26.920	102.0	43:21.000	8	1:15.499	25.106	23.291	27.102	102.1	11:54.150
34	1:15.400	25.109	23.408	26.883	102.2	44:36.400	9	1:15.401	25.169	23.177	27.055	102.2	13:09.551
35	1:15.787	25.036	23.814	26.937	101.7	45:52.187	10	1:16.914	25.379	23.341	28.194	100.2	14:26.465
36	1:15.468	25.046	23.517	26.905	102.1	47:07.655	11	1:15.135	25.047	23.115	26.973	102.6	15:41.600
37	1:15.735	25.110	23.657	26.968	101.8	48:23.390	12	1:14.913	24.984	23.078	26.851	102.9	16:56.513
38	1:15.773	25.153	23.531	27.089	101.7	49:39.163	13	1:14.927	24.858	23.091	26.978	102.9	18:11.440

7 Sérgio SETTE CÂMARA BRA						
DRAGON / PENSKE AUTOSPORT PENSKE EV-5						
Lap	Time	Sector 1	Sector 2	Sector 3	Kph	Elapsed
1	1:30.771	36.038	25.314	29.419	84.9	1:30.771
2	1:16.591	25.748	23.572	27.271	100.6	2:47.362
3	1:24.989	25.530	23.567	35.892	90.7	4:12.351
4	2:05.413	37.999	42.655	44.759	61.5	6:17.764
5	1:50.826	43.390	34.837	32.599	69.5	8:08.590
6	1:16.286	25.458	23.567	27.261	101.0	9:24.876
7	1:17.278	25.427	23.493	28.358	99.7	10:42.154
8	1:17.774	25.250	23.467	29.057	99.1	11:59.928
9	1:16.648	26.424	23.220	27.004	100.6	13:16.576
10	1:15.212	25.065	23.225	26.922	102.5	14:31.788
11	1:15.561	25.140	23.299	27.122	102.0	15:47.349
12	1:15.375	24.988	23.361	27.026	102.3	17:02.724
13	1:15.517	25.184	23.401	26.932	102.1	18:18.241
14	1:16.588	24.902	23.335	28.351	100.6	19:34.829
15	1:15.095	25.033	23.157	26.905	102.6	20:49.924
16	1:15.244	25.058	23.158	27.028	102.4	22:05.168
17	1:15.332	25.124	23.201	27.007	102.3	23:20.500
18	1:16.769	25.116	23.417	28.236	100.4	24:37.269
19	1:15.316	25.142	23.243	26.931	102.3	25:52.585
20	1:15.069	25.031	23.224	26.814	102.7	27:07.654
21	1:15.470	24.913	23.437	27.120	102.1	28:23.124
22	1:15.473	24.982	23.536	26.955	102.1	29:38.597
23	1:15.529	25.024	23.482	27.023	102.0	30:54.126
24	1:15.510	25.098	23.477	26.935	102.1	32:09.636
25	1:15.653	25.118	23.470	27.065	101.9	33:25.289
26	1:15.678	25.125	23.562	26.991	101.8	34:40.967
27	1:15.484	24.988	23.450	27.046	102.1	35:56.451
28	1:15.708	25.214	23.465	27.029	101.8	37:12.159
29	1:15.458	25.074	23.475	26.909	102.1	38:27.617
30	1:17.317	25.778	23.808	27.731	99.7	39:44.934
31	1:18.370	25.462	23.523	29.385	98.3	41:03.304
32	1:16.822	26.191	23.569	27.062	100.3	42:20.126
33	1:17.026	25.587	23.794	27.645	100.1	43:37.152
34	1:16.696	26.105	23.514	27.077	100.5	44:53.848
35	1:15.628	25.093	23.467	27.068	101.9	46:09.476
36	1:16.087	25.235	23.664	27.188	101.3	47:25.563
37	1:15.841	25.149	23.664	27.028	101.6	48:41.404
38	1:16.314	25.208	23.833	27.273	101.0	49:57.718

9 Mitch EVANS NZL						
Jaguar TCS Racing Jaguar I-Type 5						
Lap	Time	Sector 1	Sector 2	Sector 3	Kph	Elapsed
1	1:26.407	33.901	24.740	27.766	89.2	1:26.407
2	1:16.610	25.875	23.668	27.067	100.6	2:43.017
3	1:20.378	25.505	23.582	31.291	95.9	4:03.395
4	2:09.761	39.381	44.616	45.764	59.4	6:13.156

10 Sam BIRD GBR						
Jaguar TCS Racing Jaguar I-Type 5						
Lap	Time	Sector 1	Sector 2	Sector 3	Kph	Elapsed
1	1:28.367	34.530	25.435	28.402	87.2	1:28.367
2	1:16.660	25.948	23.727	26.985	100.5	2:45.027
3	1:24.505	25.426	23.761	35.318	91.2	4:09.532
4	2:06.036	37.631	43.329	45.076	61.2	6:15.568
5	1:51.998	43.157	36.128	32.713	68.8	8:07.566
6	1:16.367	25.533	23.616	27.218	100.9	9:23.933
7	1:17.359	25.452	23.432	28.475	99.6	10:41.292
8	1:16.128	25.204	23.336	27.588	101.2	11:57.420
9	1:16.164	25.125	23.105	27.934	101.2	13:13.584
10	1:15.280	24.986	23.340	26.954	102.4	14:28.864
11	1:15.125	25.076	23.212	26.837	102.6	15:43.989
12	1:15.028	25.095	23.162	26.771	102.7	16:59.017
13	1:15.404	25.186	23.319	26.899	102.2	18:14.421
14	1:15.529	25.141	23.441	26.947	102.0	19:29.950
15	1:16.475	25.178	23.271	28.026	100.8	20:46.425
16	1:15.744	24.911	23.258	27.575	101.8	22:02.169
17	1:15.012	25.017	23.196	26.799	102.8	23:17.181
18	1:15.073	24.949	23.179	26.945	102.7	24:32.254
19	1:15.454	25.136	23.474	26.844	102.1	25:47.708
20	1:15.331	25.055	23.374	26.902	102.3	27:03.039
21	1:16.491	25.792	23.394	27.305	100.8	28:19.530
22	1:15.447	25.140	23.355	26.952	102.2	29:34.977
23	1:15.562	25.162	23.443	26.957	102.0	30:50.539

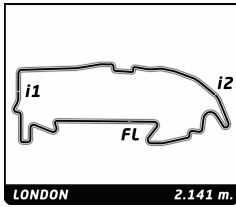


ABB FIA Formula E World Championship

Round 14 - 2022 SABIC London E-Prix II

Race

Analysis

Official Timekeeper TAGHeuer

■ FANBOOST
 ■ 250KW
 ■ 220KW
 ■ Invalidated Lap
 ■ Personal Best
 ■ Session Best
 ■ B Crossing the finish line in pit lane

Lap	Time	Sector 1	Sector 2	Sector 3	Kph	Elapsed	Lap	Time	Sector 1	Sector 2	Sector 3	Kph	Elapsed
24	1:15.663	25.389	23.353	26.921	101.9	32:06.202							
25	1:16.428	25.797	23.444	27.187	100.8	33:22.630							
26	1:15.703	25.308	23.497	26.898	101.8	34:38.333							
27	1:15.945	25.125	23.471	27.349	101.5	35:54.278							
28	1:15.589	25.328	23.405	26.856	102.0	37:09.867							
29	1:16.316	25.358	23.687	27.271	101.0	38:26.183							
30	1:17.841	26.318	23.849	27.674	99.0	39:44.024							
31	1:17.031	25.656	23.226	28.149	100.1	41:01.055							
32	1:16.125	24.958	23.194	27.973	101.2	42:17.180							
33	1:15.390	25.061	23.483	26.846	102.2	43:32.570							
34	1:15.050	24.995	23.182	26.873	102.7	44:47.620							
35	1:16.018	25.577	23.623	26.818	101.4	46:03.638							
36	1:15.629	25.306	23.461	26.862	101.9	47:19.267							
37	1:15.750	25.279	23.441	27.030	101.8	48:35.017							
38	1:15.536	25.120	23.444	26.972	102.0	49:50.553							

11 Lucas DI GRASSI		BRA											
ROKIT Venturi Racing		Mercedes-EQ Silver Arrow 02											
1	1:18.670	27.552	23.932	27.186	98.0	1:18.670							
2	1:16.874	26.031	23.690	27.153	100.3	2:35.544							
3	1:16.554	25.810	23.524	27.220	100.7	3:52.098							
4	2:13.559	42.271	44.654	46.634	57.7	6:05.657							
5	1:55.819	41.431	40.093	34.295	66.5	8:01.476							
6	1:16.105	25.289	23.598	27.218	101.3	9:17.581							
7	1:15.863	25.360	23.494	27.009	101.6	10:33.444							
8	1:16.564	25.644	23.582	27.338	100.7	11:50.008							
9	1:16.736	25.376	23.345	28.015	100.4	13:06.744							
10	1:14.604	24.631	22.790	27.183	103.3	14:21.348							
11	1:15.412	25.273	23.277	26.862	102.2	15:36.760							
12	1:15.088	25.138	23.216	26.734	102.6	16:51.848							
13	1:16.209	25.114	23.158	27.937	101.1	18:08.057							
14	1:14.668	24.995	23.091	26.582	103.2	19:22.725							
15	1:15.127	25.147	23.142	26.838	102.6	20:37.852							
16	1:15.182	25.101	23.248	26.833	102.5	21:53.034							
17	1:15.569	25.279	23.505	26.785	102.0	23:08.603							
18	1:15.300	25.257	23.453	26.590	102.4	24:23.903							
19	1:14.597	24.852	23.094	26.651	103.3	25:38.500							
20	1:15.097	25.107	23.433	26.557	102.6	26:53.597							
21	1:16.122	24.914	23.444	27.764	101.3	28:09.719							
22	1:15.103	25.016	23.260	26.827	102.6	29:24.822							
23	1:15.574	25.447	23.279	26.848	102.0	30:40.396							
24	1:15.369	25.156	23.412	26.801	102.3	31:55.765							
25	1:15.172	25.195	23.385	26.592	102.5	33:10.937							
26	1:14.687	24.664	23.238	26.785	103.2	34:25.624							
27	1:15.503	24.915	23.591	26.997	102.1	35:41.127							
28	1:15.654	25.415	23.483	26.756	101.9	36:56.781							
29	1:14.438	24.888	23.035	26.515	103.5	38:11.219							
30	1:14.665	24.682	23.295	26.688	103.2	39:25.884							
31	1:15.156	25.028	23.380	26.748	102.6	40:41.040							
32	1:15.292	25.137	23.410	26.745	102.4	41:56.332							
33	1:14.988	24.959	23.377	26.652	102.8	43:11.320							
34	1:15.105	25.021	23.405	26.679	102.6	44:26.425							
35	1:15.345	24.942	23.595	26.808	102.3	45:41.770							
36	1:15.324	25.072	23.546	26.706	102.3	46:57.094							
37	1:15.826	25.153	23.800	26.873	101.6	48:12.920							
38	1:15.885	25.150	23.645	27.090	101.6	49:28.805							

13 Antonio Félix DA COSTA		PRT											
DS TECHEETAH		DS E-TENSE FE21											
1	1:20.181	28.626	24.062	27.493	96.1	1:20.181							
2	1:16.502	25.649	23.617	27.236	100.8	2:36.683							
3	1:17.528	25.491	23.598	28.439	99.4	3:54.211							
4	2:13.326	42.336	44.037	46.953	57.8	6:07.537							
5	1:55.212	41.221	39.639	34.352	66.9	8:02.749							
6	1:15.894	25.287	23.427	27.180	101.6	9:18.643							
7	1:15.750	25.465	23.395	26.890	101.8	10:34.393							
8	1:18.531	26.848	23.493	28.190	98.1	11:52.924							
9	1:14.800	24.867	22.961	26.972	103.0	13:07.724							
10	1:15.065	24.918	23.161	26.986	102.7	14:22.789							
11	1:15.309	25.061	23.314	26.934	102.3	15:38.098							
12	1:16.541	25.093	23.502	27.946	100.7	16:54.639							
13	1:14.774	24.865	23.055	26.854	103.1	18:09.413							
14	1:15.664	25.106	23.419	27.139	101.9	19:25.077							
15	1:15.158	24.968	23.198	26.992	102.6	20:40.235							
16	1:16.362	25.007	23.463	27.892	100.9	21:56.597							
17	1:15.098	24.984	23.208	26.906	102.6	23:11.695							
18	1:15.275	25.067	23.236	26.972	102.4	24:26.970							
19	1:15.639	25.478	23.136	27.025	101.9	25:42.609							
20	1:15.280	25.050	23.335	26.895	102.4	26:57.889							
21	1:16.463	25.200	23.428	27.835	100.8	28:14.352							
22	1:15.799	25.204	23.549	27.046	101.7	29:30.151							
23	1:15.617	25.167	23.488	26.962	101.9	30:45.768							
24	1:15.452	25.069	23.543	26.840	102.2	32:01.220							
25	1:15.900	25.281	23.446	27.173	101.5	33:17.120							
26	1:16.289	25.775	23.588	26.926	101.0	34:33.409							
27	1:15.999	25.116	23.494	27.389	101.4	35:49.408							
28	1:15.348	25.105	23.461	26.782	102.3	37:04.756							
29	1:15.438	25.109	23.504	26.825	102.2	38:20.194							
30	1:15.366	25.136	23.401	26.829	102.3	39:35.560							
31	1:15.975	25.144	23.591	27.240	101.4	40:51.535							
32	1:15.767	25.210	23.559	26.998	101.7	42:07.302							
33	1:16.153	25.190	23.551	27.412	101.2	43:23.455							
34	1:15.522	25.111	23.551	26.860	102.1	44:38.977							
35	1:15.839	25.237	23.685	26.917	101.6	45:54.816							
36	1:15.952	25.311	23.566	27.075	101.5	47:10.768							
37	1:15.955	25.078	23.783	27.094	101.5	48:26.723							
38	1:16.028	25.136	23.721	27.171	101.4	49:42.751							

17 Nyck DE VRIES		NLD											
Mercedes-EQ Formula E Team		Mercedes-EQ Silver Arrow 02											
1	1:20.907	29.201	24.175	27.531	95.3	1:20.907							
2	1:16.486	25.574	23.672	27.240	100.8	2:37.393							
3	1:18.138	25.475	23.628	29.035	98.6	3:55.531							
4	2:13.043	42.258	43.986	46.799	57.9	6:08.574							
5	1:54.684	41.219	39.477	33.988	67.2	8:03.258							
6	1:16.970	25.407	23.283	28.280	100.1	9:20.228							
7	1:14.525	24.917	22.766	26.842	103.4	10:34.753							
8	1:16.380	25.751	23.540	27.089	100.9	11:51.133							
9	1:15.267	25.107	23.181	26.979	102.4	13:06.400							
10	1:17.135	25.649	23.254	28.232	99.9	14:23.535							
11	1:15.173	25.044	23.171	26.958	102.5	15:38.708							
12	1:15.299	24.918	23.488	26.893	102.4	16:54.007							
13	1:14.974	24.808	22.980	27.186	102.8	18:08.981							

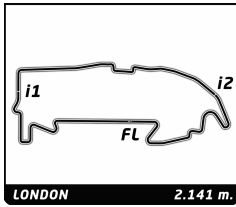
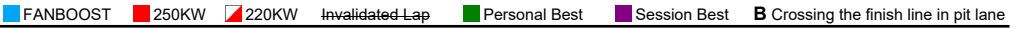


ABB FIA Formula E World Championship
Round 14 - 2022 SABIC London E-Prix II
Race

Analysis

Official Timekeeper 



Lap	Time	Sector 1	Sector 2	Sector 3	Kph	Elapsed	Lap	Time	Sector 1	Sector 2	Sector 3	Kph	Elapsed
14	1:15.794	25.229	23.561	27.004	101.7	19:24.775	30	1:15.572	25.078	23.495	26.999	102.0	40:35.282
15	1:16.048	25.728	23.365	26.955	101.4	20:40.823	31	1:15.412	25.128	23.336	26.948	102.2	41:50.694
16	1:15.321	24.939	23.427	26.955	102.3	21:56.144	32	1:15.338	24.970	23.447	26.921	102.3	43:06.032
17	1:15.134	24.987	23.254	26.893	102.6	23:11.278	33	1:15.349	25.118	23.291	26.940	102.3	44:21.381
18	1:15.328	25.041	23.350	26.937	102.3	24:26.606	34	1:15.362	25.009	23.309	27.044	102.3	45:36.743
19	1:15.452	25.244	23.294	26.914	102.2	25:42.058	35	1:15.455	25.114	23.360	26.981	102.1	46:52.198
20	1:15.087	25.005	23.292	26.790	102.6	26:57.145	36	1:15.432	25.045	23.354	27.033	102.2	48:07.630
21	1:14.966	24.965	23.185	26.816	102.8	28:12.111	37	1:15.488	25.156	23.339	26.993	102.1	49:23.118
22	1:16.175	24.950	23.082	28.143	101.2	29:28.286	38	1:15.520	25.010	23.272	27.238	102.1	50:38.638
23	1:14.987	24.888	23.189	26.910	102.8	30:43.273							
24	1:14.817	24.868	23.135	26.814	103.0	31:58.090							
25	1:14.757	24.871	23.041	26.845	103.1	33:12.847							
26	1:15.053	24.947	23.214	26.892	102.7	34:27.900							
27	1:15.023	24.882	23.251	26.890	102.7	35:42.923							
28	1:15.138	24.912	23.259	26.967	102.6	36:58.061							
29	1:15.098	25.035	23.211	26.852	102.6	38:13.159							
30	1:14.962	24.947	23.133	26.882	102.8	39:28.121							
31	1:14.953	24.910	23.179	26.864	102.8	40:43.074							
32	1:15.640	24.961	23.535	27.144	101.9	41:58.714							
33	1:15.420	25.005	23.431	26.984	102.2	43:14.134							
34	1:15.458	25.056	23.423	26.979	102.1	44:29.592							
35	1:15.649	25.107	23.481	27.061	101.9	45:45.241							
36	1:15.407	25.014	23.363	27.030	102.2	47:00.648							
37	1:15.783	25.261	23.508	27.014	101.7	48:16.431							
38	1:16.882	25.332	23.635	27.915	100.3	49:33.313							

22 Maximilian GÜNTHER		DEU				
Nissan e.dams		Nissan IM03				
1	1:23.137	31.074	24.453	27.610	92.7	1:23.137
2	1:16.513	25.758	23.428	27.327	100.7	2:39.650
3	1:20.943	25.681	23.597	31.665	95.2	4:00.593
4	2:10.724	39.782	45.472	45.470	59.0	6:11.317
5	1:53.690	41.572	39.054	33.064	67.8	8:05.007
6	1:16.679	26.004	23.410	27.265	100.5	9:21.686
7	1:19.201	25.520	23.559	30.122	97.3	10:40.887
8	1:16.882	25.192	23.515	28.175	100.3	11:57.769
9	1:30.716 B	29.519	26.082	35.115	85.0	13:28.485
10	1:54.601	1:02.368	23.955	28.278	67.3	15:23.086
11	1:15.172	25.064	23.253	26.855	102.5	16:38.258
12	1:15.024	25.037	23.219	26.768	102.7	17:53.282
13	1:15.091	24.949	23.217	26.925	102.6	19:08.373
14	1:16.986	25.141	23.595	28.250	100.1	20:25.359
15	1:15.184	25.063	23.208	26.913	102.5	21:40.543
16	1:15.374	25.070	23.282	27.022	102.3	22:55.917
17	1:15.612	25.157	23.394	27.061	101.9	24:11.529
18	1:16.010	25.289	23.632	27.089	101.4	25:27.539
19	1:15.630	25.195	23.429	27.006	101.9	26:43.169
20	1:16.767	25.092	23.495	28.180	100.4	27:59.936
21	1:15.235	25.027	23.320	26.888	102.4	29:15.171
22	1:15.518	25.149	23.428	26.941	102.1	30:30.689
23	1:15.565	25.039	23.364	27.162	102.0	31:46.254
24	1:15.927	25.273	23.495	27.159	101.5	33:02.181
25	1:15.421	25.210	23.358	26.853	102.2	34:17.602
26	1:15.655	25.152	23.367	27.136	101.9	35:33.257
27	1:15.628	25.230	23.375	27.023	101.9	36:48.885
28	1:15.451	25.100	23.465	26.886	102.2	38:04.336
29	1:15.374	25.057	23.386	26.931	102.3	39:19.710

23 Sébastien BUEMI		CHE				
Nissan e.dams		Nissan IM03				
1	1:21.750	29.831	24.364	27.555	94.3	1:21.750
2	1:16.590	25.519	23.610	27.461	100.6	2:38.340
3	1:19.275	25.417	23.475	30.383	97.2	3:57.615
4	2:12.309	41.293	43.815	47.201	58.3	6:09.924
5	1:54.022	41.089	38.990	33.943	67.6	8:03.946
6	1:15.948	25.426	23.447	27.075	101.5	9:19.894
7	1:17.368	25.742	23.171	28.455	99.6	10:37.262
8	1:16.427	25.268	23.149	28.010	100.8	11:53.689
9	1:15.350	24.929	23.047	27.374	102.3	13:09.039
10	1:16.148	25.570	23.188	27.390	101.2	14:25.187
11	1:16.055	25.528	23.458	27.069	101.3	15:41.242
12	1:16.127	25.810	23.347	26.970	101.2	16:57.369
13	1:15.505	25.053	23.278	27.174	102.1	18:12.874
14	1:15.452	25.321	23.308	26.823	102.2	19:28.326
15	1:15.527	25.081	23.368	27.078	102.1	20:43.853
16	1:16.721	25.112	23.273	28.336	100.5	22:00.574
17	1:15.218	25.036	23.218	26.964	102.5	23:15.792
18	1:15.332	25.086	23.226	27.020	102.3	24:31.124
19	1:15.369	25.117	23.243	27.009	102.3	25:46.493
20	1:15.891	25.225	23.427	27.239	101.6	27:02.384
21	1:16.098	25.626	23.422	27.050	101.3	28:18.482
22	1:15.588	25.199	23.395	26.994	102.0	29:34.070
23	1:15.543	25.175	23.380	26.988	102.0	30:49.613
24	1:15.689	25.172	23.458	27.059	101.8	32:05.302
25	1:16.963	25.348	23.322	28.293	100.1	33:22.265
26	1:15.589	25.163	23.262	27.164	102.0	34:37.854
27	1:15.650	25.082	23.244	27.324	101.9	35:53.504
28	1:15.534	25.178	23.314	27.042	102.0	37:09.038
29	1:16.375	25.505	23.708	27.162	100.9	38:25.413
30	1:17.711	26.422	23.916	27.373	99.2	39:43.124
31	1:16.113	25.377	23.566	27.170	101.3	40:59.237
32	1:15.863	25.131	23.568	27.164	101.6	42:15.100
33	1:15.748	25.244	23.469	27.035	101.8	43:30.848
34	1:15.705	25.235	23.473	26.997	101.8	44:46.553
35	1:15.869	25.248	23.430	27.191	101.6	46:02.422
36	1:15.489	25.094	23.415	26.980	102.1	47:17.911
37	1:15.546	25.193	23.399	26.954	102.0	48:33.457
38	1:15.747	25.090	23.489	27.168	101.8	49:49.204

25 Jean-Éric VERGNE		FRA				
DS TECHEETAH		DS E-TENSE FE21				
1	1:24.350	32.684	24.311	27.355	91.4	1:24.350
2	1:15.944	25.429	23.443	27.072	101.5	2:40.294
3	2:28.302 B	55.930	25.889	1:06.483	52.0	5:08.596

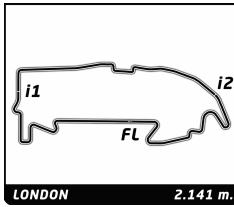


ABB FIA Formula E World Championship

Round 14 - 2022 SABIC London E-Prix II

Race

Analysis

Official Timekeeper

■ FANBOOST ■ 250KW ■ 220KW ■ Invalidated Lap ■ Personal Best ■ Session Best ■ B Crossing the finish line in pit lane

Lap	Time	Sector 1	Sector 2	Sector 3	Kph	Elapsed	Lap	Time	Sector 1	Sector 2	Sector 3	Kph	Elapsed
27 Jake DENNIS GBR													
Avalanche Andretti Formula E BMW iFE.21													
1	1:18.306	26.626	24.118	27.562	98.4	1:18.306	14	1:22.636	28.421	25.143	29.072	93.3	20:05.337
2	1:16.875	26.049	23.585	27.241	100.3	2:35.181	15	1:21.200	27.670	24.655	28.875	94.9	21:26.537
3	1:16.551	25.764	23.456	27.331	100.7	3:51.732	16	1:22.981	28.155	25.329	29.497	92.9	22:49.518
4	2:12.898	40.890	45.051	46.957	58.0	6:04.630	17	1:15.689	25.507	23.539	26.643	101.8	24:05.207
5	1:55.958	41.658	40.167	34.133	66.5	8:00.588	18	1:15.530	25.303	23.492	26.735	102.0	25:20.737
6	1:16.515	25.680	23.693	27.142	100.7	9:17.103	19	1:17.144	25.712	23.469	27.963	99.9	26:37.881
7	1:15.885	25.449	23.411	27.025	101.6	10:32.988	20	1:15.105	25.251	23.155	26.699	102.6	27:52.986
8	1:16.623	25.717	23.520	27.386	100.6	11:49.611	21	1:14.958	25.130	23.157	26.671	102.8	29:07.944
9	1:15.078	25.192	23.234	26.652	102.7	13:04.689							
10	1:16.046	24.968	23.192	27.886	101.4	14:20.735							
11	1:15.380	25.359	23.248	26.773	102.2	15:36.115							
12	1:14.877	25.243	23.024	26.610	102.9	16:50.992							
13	1:15.462	24.785	22.873	27.804	102.1	18:06.454							
14	1:15.102	25.121	23.219	26.762	102.6	19:21.556							
15	1:15.619	25.315	23.497	26.807	101.9	20:37.175							
16	1:15.376	25.241	23.365	26.770	102.3	21:52.551							
17	1:15.467	25.256	23.405	26.806	102.1	23:08.018							
18	1:16.592	25.303	23.461	27.828	100.6	24:24.610							
19	1:14.446	24.863	22.874	26.709	103.5	25:39.056							
20	1:15.121	24.990	23.273	26.858	102.6	26:54.177							
21	1:14.801	24.884	23.172	26.745	103.0	28:08.978							
22	1:15.530	25.008	23.578	26.944	102.0	29:24.508							
23	1:15.371	25.198	23.464	26.709	102.3	30:39.879							
24	1:15.391	25.129	23.455	26.807	102.2	31:55.270							
25	1:14.734	25.091	23.043	26.600	103.1	33:10.004							
26	1:14.926	24.898	23.094	26.934	102.9	34:24.930							
27	1:15.688	25.135	23.609	26.944	101.8	35:40.618							
28	1:16.676	25.471	23.370	27.835	100.5	36:57.294							
29	1:15.108	25.123	23.069	26.916	102.6	38:12.402							
30	1:14.843	25.044	22.980	26.819	103.0	39:27.245							
31	1:15.042	24.915	23.183	26.944	102.7	40:42.287							
32	1:15.518	25.140	23.428	26.950	102.1	41:57.805							
33	1:15.534	25.232	23.387	26.915	102.0	43:13.339							
34	1:15.613	25.456	23.309	26.848	101.9	44:28.952							
35	1:15.430	25.212	23.474	26.744	102.2	45:44.382							
36	1:15.566	25.084	23.553	26.929	102.0	46:59.948							
37	1:15.732	25.352	23.526	26.854	101.8	48:15.680							
38	1:16.316	25.347	23.853	27.116	101.0	49:31.996							
28 Oliver ASKEW USA													
Avalanche Andretti Formula E BMW iFE.21													
1	1:24.871	33.203	24.551	27.117	90.8	1:24.871							
2	1:15.981	25.621	23.291	27.069	101.4	2:40.852							
3	1:20.897	26.901	23.218	30.778	95.3	4:01.749							
4	2:10.361	39.221	45.559	45.581	59.1	6:12.110							
5	1:53.324	41.836	38.632	32.856	68.0	8:05.434							
6	1:16.669	26.074	23.334	27.261	100.5	9:22.103							
7	1:17.608	25.590	23.345	28.673	99.3	10:39.711							
8	1:15.554	25.418	23.176	26.960	102.0	11:55.265							
9	1:17.832 B	25.245	23.463	29.124	99.0	13:13.097							
10	1:29.827	37.329	24.803	27.695	85.8	14:42.924							
11	1:18.394	26.449	24.429	27.516	98.3	16:01.318							
12	1:19.845	26.798	24.798	28.249	96.5	17:21.163							
13	1:21.538	27.891	25.218	28.429	94.5	18:42.701							
29 Alexander SIMS GBR													
MAHINDRA RACING Mahindra M8Electro													
1	1:32.961	37.445	26.347	29.169	82.9	1:32.961							
2	1:17.228	26.035	23.614	27.579	99.8	2:50.189							
3	1:27.101	25.237	23.460	38.404	88.5	4:17.290							
4	2:04.959	39.927	39.926	45.106	61.7	6:22.249							
5	1:48.251	45.316	32.279	30.656	71.2	8:10.500							
6	1:17.207	25.472	23.732	28.003	99.8	9:27.707							
7	1:16.352	24.992	23.512	27.848	100.9	10:44.059							
8	1:16.714	25.007	23.258	28.449	100.5	12:00.773							
9	1:17.705	26.784	23.790	27.131	99.2	13:18.478							
10	1:16.717	25.188	23.877	27.652	100.5	14:35.195							
11	1:15.969	25.142	23.532	27.295	101.5	15:51.164							
12	1:15.553	25.180	23.381	26.992	102.0	17:06.717							
13	1:15.500	25.048	23.362	27.090	102.1	18:22.217							
14	1:15.530	25.074	23.443	27.013	102.0	19:37.747							
15	1:16.784	25.278	23.367	28.139	100.4	20:54.531							
16	1:15.279	25.066	23.245	26.968	102.4	22:09.810							
17	1:15.261	25.155	23.203	26.903	102.4	23:25.071							
18	1:15.278	25.120	23.154	27.004	102.4	24:40.349							
19	1:15.786	25.164	23.520	27.102	101.7	25:56.135							
20	1:15.961	25.396	23.476	27.089	101.5	27:12.096							
21	1:16.364	25.275	23.322	27.767	100.9	28:28.460							
22	1:15.651	25.020	23.482	27.149	101.9	29:44.111							
23	1:15.866	25.200	23.518	27.148	101.6	30:59.977							
24	1:15.806	25.136	23.527	27.143	101.7	32:15.783							
25	1:16.147	25.427	23.621	27.099	101.2	33:31.930							
26	1:15.923	25.232	23.549	27.142	101.5	34:47.853							
27	1:17.372	25.104	23.520	28.748	99.6	36:05.225							
28	1:15.697	25.296	23.390	27.011	101.8	37:20.922							
29	1:15.429	25.069	23.336	27.024	102.2	38:36.351							
30	1:15.544	25.191	23.287	27.066	102.0	39:51.895							
31	1:16.220	25.464	23.533	27.223	101.1	41:08.115							
32	1:16.010	25.324	23.667	27.019	101.4	42:24.125							
33	1:15.689	25.126	23.573	26.990	101.8	43:39.814							
34	1:15.877	25.288	23.494	27.095	101.6	44:55.691							
35	1:15.676	25.224	23.463	26.989	101.8	46:11.367							
36	1:15.973	25.135	23.422	27.416	101.5	47:27.340							
37	1:15.841	25.214	23.541	27.086	101.6	48:43.181							
38	1:16.235	25.376	23.364	27.495	101.1	49:59.416							
30 Oliver ROWLAND GBR													
MAHINDRA RACING Mahindra M8Electro													
1	1:50.361 B	33.036	37.364	39.961	69.8	1:50.361							
33 Dan TICKTUM GBR													
NIO 333 Formula E Team NIO 333 001													
1	1:29.572	35.175	25.143	29.254	86.0	1:29.572							

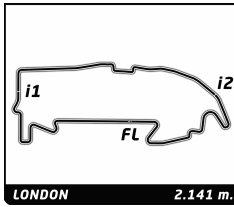


ABB FIA Formula E World Championship

Round 14 - 2022 SABIC London E-Prix II

Race

Analysis

Official Timekeeper

■ FANBOOST ■ 250KW ■ 220KW ■ Invalidated Lap ■ Personal Best ■ Session Best ■ B Crossing the finish line in pit lane

Lap	Time	Sector 1	Sector 2	Sector 3	Kph	Elapsed	Lap	Time	Sector 1	Sector 2	Sector 3	Kph	Elapsed
36 André LOTTERER DEU													
TAG Heuer Porsche Formula E Team Porsche 99X Electric													
1	1:32.300	36.953	25.797	29.550	83.5	1:32.300	14	1:17.990	25.542	23.845	28.603	98.8	19:58.350
2	1:16.811	25.682	23.856	27.273	100.3	2:49.111	15	1:15.475	25.295	23.090	27.090	102.1	21:13.825
3	1:26.910	25.452	23.609	37.849	88.7	4:16.021	16	1:15.349	25.289	23.182	26.878	102.3	22:29.174
4	2:05.301	39.652	40.867	44.782	61.5	6:21.322	17	1:14.571	24.902	22.867	26.802	103.4	23:43.745
5	1:48.612	44.558	33.515	30.539	71.0	8:09.934	18	1:16.323	25.504	23.663	27.156	101.0	25:00.068
6	1:16.464	25.438	23.637	27.389	100.8	9:26.398	19	1:15.765	25.462	23.361	26.942	101.7	26:15.833
7	1:17.326	25.782	23.599	27.945	99.7	10:43.724	20	1:15.917	25.454	23.514	26.949	101.5	27:31.750
8	1:17.423	25.860	23.441	28.122	99.6	12:01.147	21	1:15.606	25.354	23.328	26.924	101.9	28:47.356
9	1:17.628	26.853	23.764	27.011	99.3	13:18.775	22	1:15.261	25.234	23.196	26.831	102.4	30:02.617
10	1:17.052	25.326	23.717	28.009	100.0	14:35.827	23	1:15.620	25.202	23.516	26.902	101.9	31:18.237
11	1:16.421	24.955	23.283	28.183	100.9	15:52.248	24	1:15.293	25.116	23.295	26.882	102.4	32:33.530
12	1:15.584	25.306	23.449	26.829	102.0	17:07.832	25	1:14.954	25.198	23.141	26.615	102.8	33:48.484
13	1:15.667	25.105	23.555	27.007	101.9	18:23.499	26	1:15.568	25.113	23.385	27.070	102.0	35:04.052
14	1:15.579	25.187	23.509	26.883	102.0	19:39.078	27	1:16.875	25.244	23.350	28.281	100.3	36:20.927
15	1:15.797	25.142	23.501	27.154	101.7	20:54.875	28	1:14.576	24.963	22.993	26.620	103.4	37:35.503
16	1:15.751	25.217	23.546	26.988	101.7	22:10.626	29	1:14.349	24.800	22.827	26.722	103.7	38:49.852
17	1:15.569	25.144	23.532	26.893	102.0	23:26.195	30	1:22.876	26.457	24.740	31.679	93.0	40:12.728
18	1:16.689	25.192	23.512	27.985	100.5	24:42.884							
19	1:15.234	25.078	23.091	27.065	102.4	25:58.118							
20	1:15.475	25.213	23.253	27.009	102.1	27:13.593							
21	1:15.758	25.075	23.389	27.294	101.7	28:29.351							
22	1:16.062	25.307	23.594	27.161	101.3	29:45.413							
23	1:15.927	25.206	23.551	27.170	101.5	31:01.340							
24	1:15.972	25.210	23.523	27.239	101.5	32:17.312							
25	1:16.119	25.186	23.597	27.336	101.3	33:33.431							
26	1:16.950	25.323	23.535	28.092	100.2	34:50.381							
27	1:15.459	24.954	23.268	27.237	102.1	36:05.840							
28	1:15.815	25.310	23.427	27.078	101.7	37:21.655							
29	1:15.721	25.258	23.289	27.174	101.8	38:37.376							
30	1:16.122	25.342	23.506	27.274	101.3	39:53.498							
31	1:16.122	25.400	23.563	27.159	101.3	41:09.620							
32	1:15.927	25.209	23.507	27.211	101.5	42:25.547							
33	1:15.789	25.187	23.513	27.089	101.7	43:41.336							
34	1:15.939	25.331	23.485	27.123	101.5	44:57.275							
35	1:15.897	25.292	23.452	27.153	101.6	46:13.172							
36	1:15.747	25.177	23.532	27.038	101.8	47:28.919							
37	1:15.605	25.072	23.517	27.016	101.9	48:44.524							
38	1:15.925	25.154	23.534	27.237	101.5	50:00.449							
37 Nick CASSIDY NZL													
Envision Racing Audi e-tron FE07													
1	1:22.464	30.464	24.576	27.424	93.5	1:22.464	14	1:17.990	25.542	23.845	28.603	98.8	19:58.350
2	1:16.704	25.794	23.563	27.347	100.5	2:39.168	15	1:15.475	25.295	23.090	27.090	102.1	21:13.825
3	1:19.328	25.609	23.518	30.201	97.2	3:58.496	16	1:15.349	25.289	23.182	26.878	102.3	22:29.174
4	2:12.449	41.258	44.993	46.198	58.2	6:10.945	17	1:14.571	24.902	22.867	26.802	103.4	23:43.745
5	1:53.786	40.926	39.357	33.503	67.7	8:04.731	18	1:16.323	25.504	23.663	27.156	101.0	25:00.068
6	1:16.475	25.763	23.482	27.230	100.8	9:21.206	19	1:15.765	25.462	23.361	26.942	101.7	26:15.833
7	1:20.494	25.631	23.419	31.444	95.8	10:41.700	20	1:15.917	25.454	23.514	26.949	101.5	27:31.750
8	1:40.167	49.381	23.703	27.083	76.9	12:21.867	21	1:15.606	25.354	23.328	26.924	101.9	28:47.356
9	1:16.013	25.464	23.580	26.969	101.4	13:37.880	22	1:15.261	25.234	23.196	26.831	102.4	30:02.617
10	1:15.294	25.187	23.251	26.856	102.4	14:53.174	23	1:15.620	25.202	23.516	26.902	101.9	31:18.237
11	1:15.443	25.212	23.420	26.811	102.2	16:08.617	24	1:15.293	25.116	23.295	26.882	102.4	32:33.530
12	1:15.410	25.225	23.311	26.874	102.2	17:24.027	25	1:14.954	25.198	23.141	26.615	102.8	33:48.484
13	1:16.333	25.488	23.755	27.090	101.0	18:40.360	26	1:15.568	25.113	23.385	27.070	102.0	35:04.052
48 Edoardo MORTARA CHE													
ROKiT Venturi Racing Mercedes-EQ Silver Arrow 02													
1	1:30.097	35.648	25.146	29.303	85.5	1:30.097	14	1:17.990	25.542	23.845	28.603	98.8	19:58.350
2	1:16.709	25.683	23.501	27.525	100.5	2:46.806	15	1:15.475	25.295	23.090	27.090	102.1	21:13.825
3	1:24.239	25.355	23.447	35.437	91.5	4:11.045	16	1:15.349	25.289	23.182	26.878	102.3	22:29.174
4	2:05.885	37.864	43.080	44.941	61.2	6:16.930	17	1:14.571	24.902	22.867	26.802	103.4	23:43.745
5	1:51.081	42.809	35.748	32.524	69.4	8:08.011	18	1:16.323	25.504	23.663	27.156	101.0	25:00.068
6	1:16.324	25.540	23.606	27.178	101.0	9:24.335	19	1:15.765	25.462	23.361	26.942	101.7	26:15.833
7	1:17.282	25.428	23.509	28.345	99.7	10:41.617	20	1:15.917	25.454	23.514	26.949	101.5	27:31.750
8	1:16.384	25.220	23.391	27.773	100.9	11:58.001	21	1:15.606	25.354	23.328	26.924	101.9	28:47.356
9	1:16.123	26.179	23.120	26.824	101.3	13:14.124	22	1:15.261	25.234	23.196	26.831	102.4	30:02.617
10	1:15.417	25.026	23.359	27.032	102.2	14:29.541	23	1:15.620	25.202	23.516	26.902	101.9	31:18.237
11	1:15.266	25.041	23.317	26.908	102.4	15:44.807	24	1:15.293	25.116	23.295	26.882	102.4	32:33.530
12	1:15.522	25.066	23.247	27.209	102.1	17:00.329	25	1:14.954	25.198	23.141	26.615	102.8	33:48.484
13	1:15.490	25.398	23.258	26.834	102.1	18:15.819	26	1:15.568	25.113	23.385	27.070	102.0	35:04.052
14	1:15.710	25.095	23.241	27.374	101.8	19:31.529	27	1:16.875	25.244	23.350	28.281	100.3	36:20.927
15	1:15.371	25.077	23.244	27.050	102.3	20:46.900	28	1:14.576	24.963	22.993	26.620	103.4	37:35.503
16	1:15.730	25.011	23.230	27.489	101.8	22:02.630	29	1:14.349	24.800	22.827	26.722	103.7	38:49.852
17	1:15.136	25.078	23.237	26.821	102.6	23:17.766	30	1:22.876	26.457	24.740	31.679	93.0	40:12.728
18	1:16.337	25.146	23.159	28.032	101.0	24:34.103							
19	1:14.732	24.960	23.039	26.733	103.1	25:48.835							
20	1:14.940	24.749	22.941	27.250	102.9	27:03.775							
21	1:16.083	25.410	23.276	27.397	101.3	28:19.858							
22	1:16.537	25.266	23.364	27.907	100.7	29:36.395							
23	1:14.603	24.883	22.906	26.814	103.3	30:50.998							
24	1:15.536	25.273	23.210	27.053	102.0	32:06.534							
25	1:20.286	29.870	23.337	27.079	96.0	33:26.820							
26	1:15.830	25.367	23.479	26.984	101.6	34:42.650							
27	1:15.375	25.175	23.435	26.765	102.3	35:58.025							
28	1:15.489	25.326	23.253	26.910	102.1	37:13.514							
29	1:15.095	25.113	23.211	26.771	102.6	38:28.609							
30	1:17.083	25.412	23.574	28.097	100.0	39:45.692							
31	1:17.908	25.174	23.297	29.437	98.9	41:03.600							
32	1:18.435	26.340	24.775	27.320	98.3	42:22.035							
33	1:15.427	25.073	23.192	27.162	102.2	43:37.462							
34	1:16.796	26.206	23.457	27.133	100.4	44:54.258							
35	1:16.374	25.659	23.650	27.065	100.9	46:10.632							
36	1:15.653	25.169	23.310	27.174	101.9	47:26.285							
37	1:16.156	25.424	23.582	27.150	101.2	48:42.441							

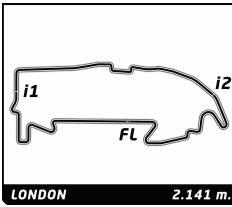


ABB FIA Formula E World Championship

Round 14 - 2022 SABIC London E-Prix II

Race

Analysis

Official Timekeeper

■ FANBOOST ■ 250KW ■ 220KW ■ Invalidated Lap ■ Personal Best ■ Session Best ■ B Crossing the finish line in pit lane

Lap	Time	Sector 1	Sector 2	Sector 3	Kph	Elapsed	Lap	Time	Sector 1	Sector 2	Sector 3	Kph	Elapsed
38	1:16.511	25.687	23.420	27.404	100.7	49:58.952	13	1:15.847	25.306	23.387	27.154	101.6	18:43.607
94 Pascal WEHRLEIN DEU	TAG Heuer Porsche Formula E Team Porsche 99X Electric						14	1:16.097	25.582	23.500	27.015	101.3	19:59.704
1	1:27.728	33.551	24.828	29.349	87.9	1:27.728	15	1:16.030	25.438	23.449	27.143	101.4	21:15.734
2	1:16.685	26.019	23.680	26.986	100.5	2:44.413	16	1:17.158	25.338	23.527	28.293	99.9	22:32.892
3	1:23.937	25.359	23.624	34.954	91.8	4:08.350	17	1:15.618	25.361	23.364	26.893	101.9	23:48.510
4	2:06.551	37.893	43.400	45.258	60.9	6:14.901	18	1:18.161 B	25.293	23.436	29.432	98.6	25:06.671
5	1:51.917	42.634	36.725	32.558	68.9	8:06.818	19	1:46.952 B	53.684	23.448	29.820	72.1	26:53.623
6	1:16.589	25.826	23.612	27.151	100.6	9:23.407							
7	1:16.694	25.543	23.353	27.798	100.5	10:40.101							
8	1:15.724	25.408	23.278	27.038	101.8	11:55.825							
9	1:16.736	25.249	23.328	28.159	100.4	13:12.561							
10	1:15.293	24.887	23.282	27.124	102.4	14:27.854							
11	1:15.236	25.106	23.104	27.026	102.4	15:43.090							
12	1:15.409	25.037	23.261	27.111	102.2	16:58.499							
13	1:15.449	25.167	23.409	26.873	102.2	18:13.948							
14	1:15.580	25.243	23.363	26.974	102.0	19:29.528							
15	1:15.415	25.146	23.378	26.891	102.2	20:44.943							
16	1:16.769	25.079	23.274	28.416	100.4	22:01.712							
17	1:14.840	24.886	23.039	26.915	103.0	23:16.552							
18	1:15.049	24.966	23.174	26.909	102.7	24:31.601							
19	1:15.334	25.216	23.134	26.984	102.3	25:46.935							
20	1:15.642	25.212	23.384	27.046	101.9	27:02.577							
21	1:16.440	25.815	23.444	27.181	100.8	28:19.017							
22	1:15.450	25.095	23.400	26.955	102.2	29:34.467							
23	1:15.624	25.225	23.327	27.072	101.9	30:50.091							
24	1:15.590	25.162	23.364	27.064	102.0	32:05.681							
25	1:16.055	25.515	23.430	27.110	101.3	33:21.736							
26	1:15.476	25.100	23.459	26.917	102.1	34:37.212							
27	1:16.703	25.037	23.066	28.600	100.5	35:53.915							
28	1:15.419	25.205	23.229	26.985	102.2	37:09.334							
29	1:16.297	25.467	23.617	27.213	101.0	38:25.631							
30	1:17.989	26.407	23.902	27.680	98.8	39:43.620							
31	1:19.413	25.584	23.418	30.411	97.1	41:03.033							
32	1:16.608	26.062	23.437	27.109	100.6	42:19.641							
33	1:17.347	25.822	23.659	27.866	99.6	43:36.988							
34	1:16.469	25.816	23.533	27.120	100.8	44:53.457							
35	1:16.689	26.086	23.532	27.071	100.5	46:10.146							
36	1:15.866	25.221	23.479	27.166	101.6	47:26.012							
37	1:16.091	25.470	23.544	27.077	101.3	48:42.103							
38	1:16.387	25.574	23.613	27.200	100.9	49:58.490							
99 Antonio GIOVINAZZI ITA	DRAGON / PENSKE AUTOSPORT PENSKE EV-5												
1	1:19.386	28.172	23.942	27.272	97.1	1:19.386							
2	1:16.699	25.837	23.654	27.208	100.5	2:36.085							
3	1:16.574	25.682	23.645	27.247	100.7	3:52.659							
4	2:13.861	42.702	44.295	46.864	57.6	6:06.520							
5	1:55.618	41.337	39.862	34.419	66.7	8:02.138							
6	1:16.022	25.402	23.474	27.146	101.4	9:18.160							
7	1:15.940	25.467	23.385	27.088	101.5	10:34.100							
8	1:16.770	26.033	23.682	27.055	100.4	11:50.870							
9	1:17.838	25.871	23.456	28.511	99.0	13:08.708							
10	1:16.132	25.274	23.343	27.515	101.2	14:24.840							
11	1:18.027 B	25.411	23.192	29.424	98.8	15:42.867							
12	1:44.893	54.404	23.469	27.020	73.5	17:27.760							

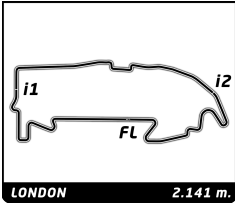
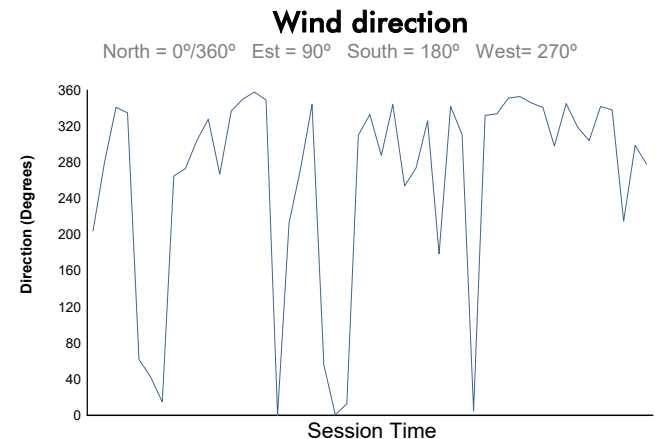
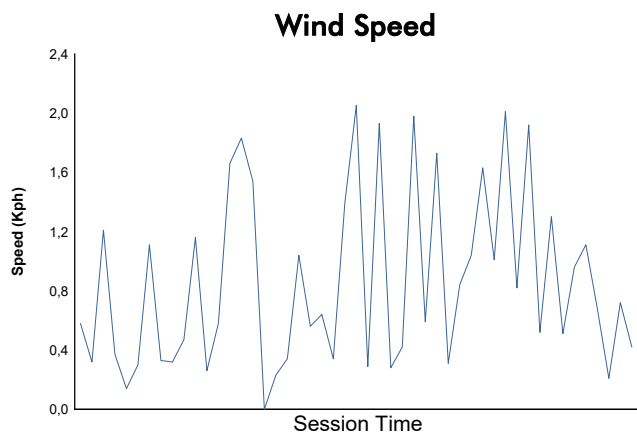
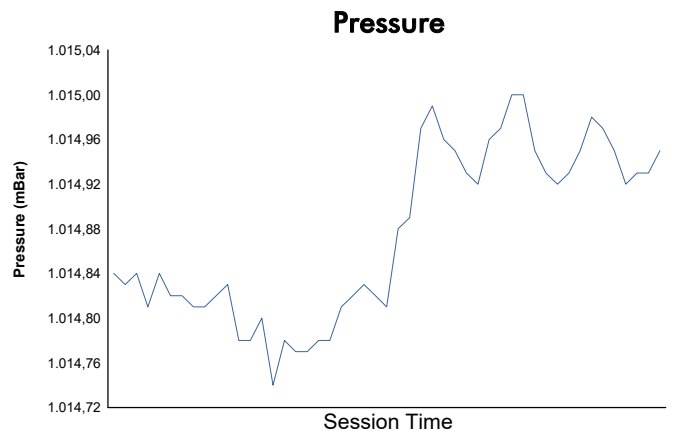
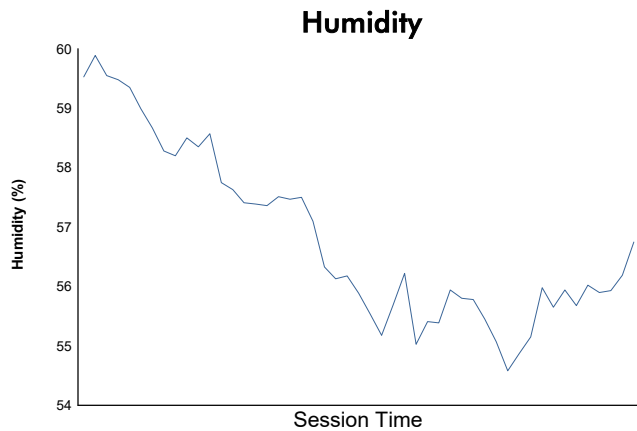
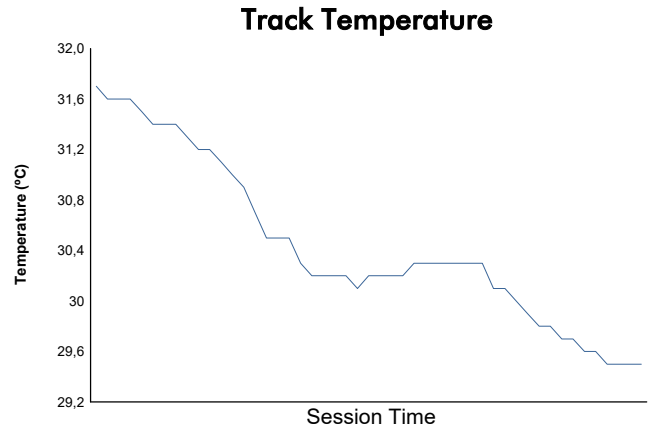
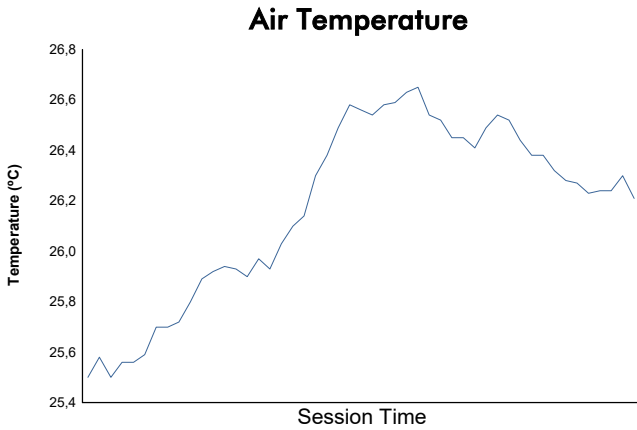


ABB FIA Formula E World Championship
Round 14 - 2022 SABIC London E-Prix II
Race

Weather Report

Official Timekeeper 



Track Status: **DRY**