Round 12 - New York City ePrix

ABB FIA Formula E Championship

Results Booklet

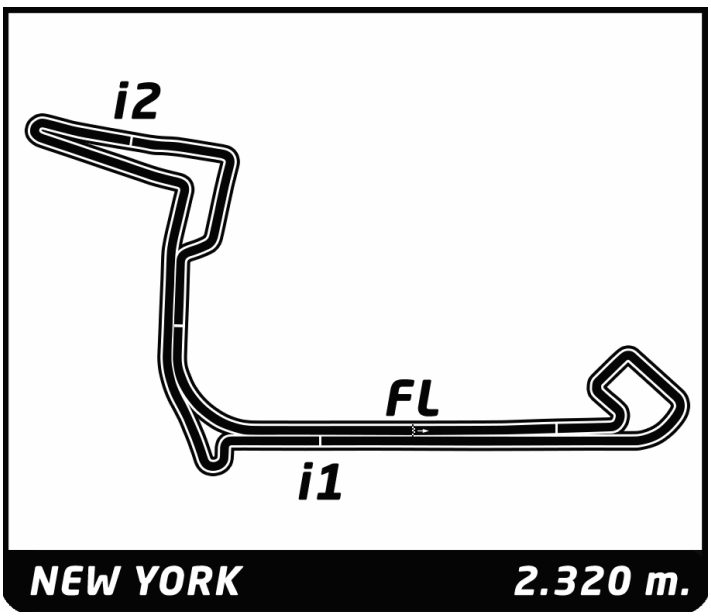

FIA FORMULA E CHAMPIONSHIP 2018-19

Doc No. Date: 13/07/2019 Posted at:

ABB FIA FORMULA E CHAMPIONSHIP

Round 12 - New York City ePrix - Free Practice 1

CLASSIFICATION

Official Timekeeper: TAGHeuer

POS	NO	DRIVER	NAT	TEAM	CAR	TIME	LAP	TOTAL	GAP		KPH
1	27	Alexander SIMS	GBR	BMW i ANDRETTI MOTORSPORT	BMW iFE.18	1:09.959	24	27	-	-	119.4
2	23	Sébastien BUEMI	CHE	Nissan e.dams	Nissan IM01	1:09.977	27	27	+0.018	+0.018	119.4
3	4	Robin FRIJNS	NLD	Envision Virgin Racing	Audi e-tron FE05	1:10.193	22	22	+0.234	+0.216	119.0
4	25	Jean-Eric VERGNE	FRA	DS TECHEETAH	DS E-TENSE FE19	1:10.226	21	25	+0.267	+0.033	118.9
5	28	Antonio Felix DA COSTA	PRT	BMW i ANDRETTI MOTORSPORT	BMW iFE.18	1:10.286	23	28	+0.327	+0.060	118.8
6	20	Mitch EVANS	NZL	Panasonic Jaguar Racing	Jaguar I-Type III	1:10.338	23	25	+0.379	+0.052	118.7
7	48	Edoardo MORTARA	CHE	Venturi Formula E Team	Venturi VFE05	1:10.346	24	26	+0.387	+0.008	118.7
8	36	André LOTTERER	DEU	DS TECHEETAH	DS E-TENSE FE19	1:10.406	23	27	+0.447	+0.060	118.6
9	22	Oliver ROWLAND	GBR	Nissan e.dams	Nissan IM01	1:10.506	25	26	+0.547	+0.100	118.5
10	5	Stoffel VANDOORNE	BEL	HWA RACELAB	Venturi VFE05	1:10.558	22	25	+0.599	+0.052	118.4
11	66	Daniel ABT	DEU	Audi Sport Abt Schaeffler Formula E Team	Audi e-tron FE05	1:10.561	24	26	+0.602	+0.003	118.4
12	11	Lucas DI GRASSI	BRA	Audi Sport Abt Schaeffler Formula E Team	Audi e-tron FE05	1:10.604	22	24	+0.645	+0.043	118.3
13	6	Maximilian GÜNTHER	DEU	GEOX DRAGON	Penske EV-3	1:10.714	21	23	+0.755	+0.110	118.1
14	64	Jérôme D'AMBROSIO	BEL	MAHINDRA RACING	Mahindra M5Electro	1:10.752	21	23	+0.793	+0.038	118.0
15	7	José Maria LOPEZ	ARG	GEOX DRAGON	Penske EV-3	1:10.918	19	21	+0.959	+0.166	117.8
16	8	Tom DILLMANN	FRA	NIO Formula E Team	NIO Sport 004	1:10.956	21	27	+0.997	+0.038	117.7
17	94	Pascal WEHRLEIN	DEU	MAHINDRA RACING	Mahindra M5Electro	1:10.992	17	25	+1.033	+0.036	117.6
18	2	Sam BIRD	GBR	Envision Virgin Racing	Audi e-tron FE05	1:11.018	22	23	+1.059	+0.026	117.6
19	19	Felipe MASSA	BRA	Venturi Formula E Team	Venturi VFE05	1:11.264	21	26	+1.305	+0.246	117.2
20	16	Oliver TURVEY	GBR	NIO Formula E Team	NIO Sport 004	1:11.405	26	27	+1.446	+0.141	117.0
21	3	Alexander LYNN	GBR	Panasonic Jaguar Racing	Jaguar I-Type III	1:11.595	18	26	+1.636	+0.190	116.7
22	17	Gary PAFFETT	GBR	HWA RACELAB	Venturi VFE05	1:12.241	20	27	+2.282	+0.646	115.6

FASTEST LAP

27	Alexander SIMS	GBR	BMW i ANDRETTI MOTORSPORT	BMW iFE.18	1:09.959 on Lap 24	119.4 Kph

Clerk of the Course:
James Foyle

Timekeeper:
Lleó Batlles

Series Partners:

Title Partner Technical Partner Official Partners

No part of these results/data may be reproduced, stored in a retrieval system or transmitted in any form or by any means electronic, mechanical, photocopying, recording, broadcasting or otherwise without prior permission of the copyright holder except for reproduction in local/national/international daily press and regular printed publications on sale to the public within 90 days of the event to which the results/data relate and provided that the copyright symbol appears together with the name of the copyright holder.

The FÉDÉRATION INTERNATIONALE DE L'AUTOMOBILE logo, FÉDÉRATION INTERNATIONALE DE L'AUTOMOBILE, FIA logo, FIA, FIA FORMULA-E CHAMPIONSHIP, FIA FORMULA-E CHAMPIONSHIP logo and related marks are protectedtrademarks of the Fédération Internationale de l'Automobile (FIA), Chemin de Blandonnet 2, 1214 Vernier, Switzerland.

©2019, Fédération Internationale de l'Automobile (FIA)

FIA FORMULA E CHAMPIONSHIP 2018-19

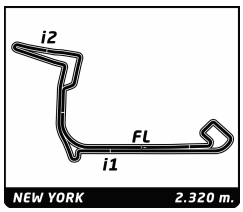

ABB FIA Formula E Championship

Round 12 - New York City ePrix

Free Practice 1

Best Sector Times

Official Timekeeper TAGHeuer

	SECTOR 1			SECTOR 2			SECTOR 3							
Pos		Driver	Time		Driver	Time		Driver	Time	Pos		Driver	Ideal Lap	Best Lap	
1	22	O.ROWLAND	23.643	23	S.BUEMI	26.982	27	A.SIMS	18.972	1	27	A.SIMS	1:09.959	1:09.959	(1)
2	23	S.BUEMI	23.675	64	J.D'AMBROSIO	27.176	20	M.EVANS	18.987	2	23	S.BUEMI	1:09.977	1:09.977	(2)
3	3	A.LYNN	23.699	22	O.ROWLAND	27.212	36	A.LOTTERER	19.004	3	36	A.LOTTERER	1:10.023	1:10.406	(8)
4	8	T.DILLMANN	23.749	25	J.VERGNE	27.219	4	R.FRIJNS	19.104	4	25	J.VERGNE	1:10.117	1:10.226	(4)
5	4	R.FRIJNS	23.753	27	A.SIMS	27.234	2	S.BIRD	19.106	5	22	O.ROWLAND	1:10.165	1:10.506	(9)
6	27	A.SIMS	23.753	36	A.LOTTERER	27.239	25	J.VERGNE	19.108	6	4	R.FRIJNS	1:10.193	1:10.193	(3)
7	36	A.LOTTERER	23.780	11	L.DI GRASSI	27.278	28	A.DA COSTA	19.144	7	28	A.DA COSTA	1:10.286	1:10.286	(5)
8	25	J.VERGNE	23.790	6	M.GÜNTHER	27.324	48	E.MORTARA	19.176	8	20	M.EVANS	1:10.338	1:10.338	(6)
9	28	A.DA COSTA	23.810	48	E.MORTARA	27.328	5	S.VANDOORNE	19.224	9	48	E.MORTARA	1:10.346	1:10.346	(7)
10	66	D.ABT	23.821	94	P.WEHRLEIN	27.329	66	D.ABT	19.234	10	5	S.VANDOORNE	1:10.558	1:10.558	(10)
11	48	E.MORTARA	23.842	28	A.DA COSTA	27.332	6	M.GÜNTHER	19.300	11	66	D.ABT	1:10.561	1:10.561	(11)
12	5	S.VANDOORNE	23.870	4	R.FRIJNS	27.336	22	O.ROWLAND	19.310	12	8	T.DILLMANN	1:10.584	1:10.956	(16)
13	20	M.EVANS	23.877	3	A.LYNN	27.437	23	S.BUEMI	19.320	13	11	L.DI GRASSI	1:10.591	1:10.604	(12)
14	11	L.DI GRASSI	23.889	5	S.VANDOORNE	27.464	8	T.DILLMANN	19.323	14	6	M.GÜNTHER	1:10.714	1:10.714	(13)
15	2	S.BIRD	23.967	20	M.EVANS	27.474	7	J.LOPEZ	19.354	15	3	A.LYNN	1:10.744	1:11.595	(21)
16	64	J.D'AMBROSIO	23.976	7	J.LOPEZ	27.479	16	O.TURVEY	19.419	16	64	J.D'AMBROSIO	1:10.752	1:10.752	(14)
17	94	P.WEHRLEIN	24.000	66	D.ABT	27.506	11	L.DI GRASSI	19.424	17	94	P.WEHRLEIN	1:10.771	1:10.992	(17)
18	19	F.MASSA	24.045	8	T.DILLMANN	27.512	19	F.MASSA	19.435	18	7	J.LOPEZ	1:10.918	1:10.918	(15)
19	7	J.LOPEZ	24.085	17	G.PAFFETT	27.667	94	P.WEHRLEIN	19.442	19	2	S.BIRD	1:11.018	1:11.018	(18)
20	6	M.GÜNTHER	24.090	19	F.MASSA	27.689	64	J.D'AMBROSIO	19.600	20	19	F.MASSA	1:11.169	1:11.264	(19)
21	16	O.TURVEY	24.242	16	O.TURVEY	27.744	3	A.LYNN	19.608	21	16	O.TURVEY	1:11.405	1:11.405	(20)
22	17	G.PAFFETT	24.606	2	S.BIRD	27.945	17	G.PAFFETT	19.655	22	17	G.PAFFETT	1:11.928	1:12.241	(22)

Title Partner Technical Partner Official Partners

FIA FORMULA E CHAMPIONSHIP 2018-19

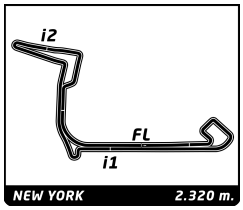

ABB FIA Formula E Championship

Round 12 - New York City ePrix

Free Practice 1

Fastest Lap Sequence

Official Timekeeper TAGHeuer

Practice Time	Driver	Team	Car	Time	Kph	Lap
2:47.941	11 Lucas DI GRASSI	Audi Sport Abt Schaeffler Formula E Team	Audi e-tron FE05	**1:16.124**	109.7	2
2:58.139	2 Sam BIRD	Envision Virgin Racing	Audi e-tron FE05	**1:14.399**	112.3	2
3:43.268	5 Stoffel VANDOORNE	HWA RACELAB	Venturi VFE05	**1:14.294**	112.4	2
6:35.857	27 Alexander SIMS	BMW i ANDRETTI MOTORSPORT	BMW iFE.18	**1:13.993**	112.9	4
6:48.434	7 José Maria LOPEZ	GEOX DRAGON	Penske EV-3	**1:13.084**	114.3	4
7:01.734	5 Stoffel VANDOORNE	HWA RACELAB	Venturi VFE05	**1:12.856**	114.6	4
7:23.176	36 André LOTTERER	DS TECHEETAH	DS E-TENSE FE19	**1:12.476**	115.2	5
7:40.048	23 Sébastien BUEMI	Nissan e.dams	Nissan IM01	**1:12.417**	115.3	5
9:57.075	25 Jean-Eric VERGNE	DS TECHEETAH	DS E-TENSE FE19	**1:12.403**	115.4	7
10:11.815	23 Sébastien BUEMI	Nissan e.dams	Nissan IM01	**1:12.201**	115.7	7
10:26.127	22 Oliver ROWLAND	Nissan e.dams	Nissan IM01	**1:12.052**	115.9	7
18:23.367	28 Antonio Felix DA COSTA	BMW i ANDRETTI MOTORSPORT	BMW iFE.18	**1:12.008**	116.0	12
19:18.913	20 Mitch EVANS	Panasonic Jaguar Racing	Jaguar I-Type III	**1:11.917**	116.1	14
22:32.833	5 Stoffel VANDOORNE	HWA RACELAB	Venturi VFE05	**1:11.468**	116.9	15
26:50.839	66 Daniel ABT	Audi Sport Abt Schaeffler Formula E Team	Audi e-tron FE05	**1:11.374**	117.0	17
28:32.479	94 Pascal WEHRLEIN	MAHINDRA RACING	Mahindra M5Electro	**1:10.992**	117.6	17
32:25.760	28 Antonio Felix DA COSTA	BMW i ANDRETTI MOTORSPORT	BMW iFE.18	**1:10.849**	117.9	20
32:53.163	11 Lucas DI GRASSI	Audi Sport Abt Schaeffler Formula E Team	Audi e-tron FE05	**1:10.761**	118.0	19
33:59.135	22 Oliver ROWLAND	Nissan e.dams	Nissan IM01	**1:10.544**	118.4	21
36:48.893	4 Robin FRIJNS	Envision Virgin Racing	Audi e-tron FE05	**1:10.534**	118.4	19
39:18.592	28 Antonio Felix DA COSTA	BMW i ANDRETTI MOTORSPORT	BMW iFE.18	**1:10.286**	118.8	23
40:02.871	25 Jean-Eric VERGNE	DS TECHEETAH	DS E-TENSE FE19	**1:10.226**	118.9	21
41:03.903	27 Alexander SIMS	BMW i ANDRETTI MOTORSPORT	BMW iFE.18	**1:09.959**	119.4	24

Title Partner Technical Partner Official Partners

FIA FORMULA E CHAMPIONSHIP 2018-19

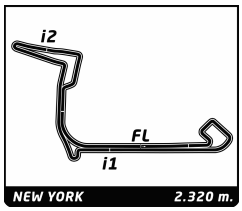

ABB FIA Formula E Championship

Round 12 - New York City ePrix

Free Practice 1

Analysis

Official Timekeeper TAGHeuer

250KW 225KW Personal Best Session Best **B** Crossing the finish line in pit lane

2 Sam BIRD — GBR

Envision Virgin Racing — Audi e-tron FE05

Lap	Time	Sector 1	Sector 2	Sector 3	Kph	Elapsed
1	1:43.740	47.191	33.653	22.896	80.5	1:43.740
2	1:14.399	25.440	28.664	20.295	112.3	2:58.139
3	1:44.419	24.748	29.868	49.803	80.0	4:42.558
4	1:29.598	38.132	30.687	20.779	93.2	6:12.156
5	1:14.199	25.372	28.890	19.937	112.6	7:26.355
6	1:14.291	25.298	29.038	19.955	112.4	8:40.646
7	1:14.011	25.292	28.880	19.839	112.8	9:54.657
8	1:13.971	25.233	28.836	19.902	112.9	11:08.628
9	1:14.316	25.340	28.591	20.385	112.4	12:22.944
10	1:13.783	25.385	28.475	19.923	113.2	13:36.727
11	1:15.833	25.244	30.343	20.246	110.1	14:52.560
12	1:13.764	24.933	28.813	20.018	113.2	16:06.324
13	1:13.281	24.998	28.543	19.740	114.0	17:19.605
14	1:34.259 B	26.622	29.555	38.082	88.6	18:53.864
15	7:13.583	6:10.789	40.390	22.404	19.3	26:07.447
16	1:12.108	24.452	27.950	19.706	115.8	27:19.555
17	1:28.858	32.864	36.223	19.771	94.0	28:48.413
18	1:34.597	23.971	51.031	19.595	88.3	30:23.010
19	1:31.548	33.974	36.877	20.697	91.2	31:54.558
20	1:30.918 B	24.763	27.949	38.206	91.9	33:25.476
21	9:30.799	8:37.877	32.803	20.119	14.6	42:56.275
22	1:11.018	23.967	27.945	19.106	117.6	44:07.293
23	1:14.880	26.151	29.070	19.659	111.5	45:22.173

3 Alexander LYNN — GBR

Panasonic Jaguar Racing — Jaguar I-Type III

Lap	Time	Sector 1	Sector 2	Sector 3	Kph	Elapsed
1	2:01.686	1:05.071	32.142	24.473	68.6	2:01.686
2	1:16.688	25.779	29.609	21.300	108.9	3:18.374
3	1:59.015	25.331	53.545	40.139	70.2	5:17.389
4	1:14.652	25.365	28.885	20.402	111.9	6:32.041
5	1:13.948	25.072	28.691	20.185	112.9	7:45.989
6	1:13.991	25.130	28.634	20.227	112.9	8:59.980
7	1:13.723	24.982	28.561	20.180	113.3	10:13.703
8	1:14.688	25.068	28.585	21.035	111.8	11:28.391
9	1:19.079	27.234	31.225	20.620	105.6	12:47.470
10	1:13.498	25.175	28.356	19.967	113.6	14:00.968
11	1:23.685	30.667	32.257	20.761	99.8	15:24.653
12	1:12.806	24.642	28.110	20.054	114.7	16:37.459
13	1:23.366	29.784	32.684	20.898	100.2	18:00.825
14	1:12.105	24.426	28.048	19.631	115.8	19:12.930
15	6:21.916 B	27.015	28.553	5:26.348	21.9	25:34.846
16	1:32.333	40.400	30.970	20.963	90.5	27:07.179
17	1:20.365	28.283	30.875	21.207	103.9	28:27.544
18	1:11.595	24.031	27.780	19.784	116.7	29:39.139
19	1:21.206	26.395	33.568	21.243	102.8	31:00.345
20	1:17.896	24.818	31.987	21.091	107.2	32:18.241
21	1:11.746	24.272	27.866	19.608	116.4	33:29.987
22	6:58.280 B	26.214	29.046	6:03.020	20.0	40:28.267
23	1:25.673	34.265	31.020	20.388	97.5	41:53.940
24	1:11.709	23.699	27.437	20.573	116.5	43:05.649
25	1:21.961	29.171	32.145	20.645	101.9	44:27.610
26	1:15.872	24.257	30.996	20.619	110.1	45:43.482

4 Robin FRIJNS — NLD

Envision Virgin Racing — Audi e-tron FE05

Lap	Time	Sector 1	Sector 2	Sector 3	Kph	Elapsed
1	1:46.016	49.596	34.281	22.139	78.8	1:46.016
2	1:15.452	25.392	28.171	21.889	110.7	3:01.468
3	1:43.838	25.085	31.224	47.529	80.4	4:45.306
4	1:31.865	38.439	30.638	22.788	90.9	6:17.171
5	1:14.107	25.379	28.692	20.036	112.7	7:31.278
6	1:14.380	25.364	28.772	20.244	112.3	8:45.658
7	1:13.748	25.349	28.570	19.829	113.3	9:59.406
8	1:13.868	25.092	28.755	20.021	113.1	11:13.274
9	1:14.357	25.285	28.914	20.158	112.3	12:27.631
10	1:14.264	25.328	28.887	20.049	112.5	13:41.895
11	4:15.585 B	25.069	28.610	3:21.906	32.7	17:57.480
12	1:33.539	39.878	31.498	22.163	89.3	19:31.019
13	1:18.535	27.179	30.832	20.524	106.3	20:49.554
14	1:12.295	24.536	28.072	19.687	115.5	22:01.849
15	1:32.395	33.031	37.495	21.869	90.4	23:34.244
16	1:12.115	24.513	28.029	19.573	115.8	24:46.359
17	9:22.589 B	25.302	31.531	8:25.756	14.8	34:08.948
18	1:29.411	34.984	33.071	21.356	93.4	35:38.359
19	1:10.534	23.984	27.372	19.178	118.4	36:48.893
20	5:49.182 B	25.277	29.235	4:54.670	23.9	42:38.075
21	1:31.559	35.701	35.004	20.854	91.2	44:09.634
22	1:10.193	23.753	27.336	19.104	119.0	45:19.827

5 Stoffel VANDOORNE — BEL

HWA RACELAB — Venturi VFE05

Lap	Time	Sector 1	Sector 2	Sector 3	Kph	Elapsed
1	2:28.974	1:31.967	34.284	22.723	56.1	2:28.974
2	1:14.294	25.298	28.814	20.182	112.4	3:43.268
3	2:05.610	49.126	52.674	23.810	66.5	5:48.878
4	1:12.856	24.767	28.224	19.865	114.6	7:01.734
5	1:29.751	30.395	38.285	21.071	93.1	8:31.485
6	1:12.640	24.686	28.230	19.724	115.0	9:44.125
7	1:38.539	30.818	44.192	23.529	84.8	11:22.664
8	1:12.078	24.490	27.929	19.659	115.9	12:34.742
9	1:15.740	26.340	29.181	20.219	110.3	13:50.482
10	1:14.297	25.206	28.842	20.249	112.4	15:04.779
11	1:14.370	25.389	28.791	20.190	112.3	16:19.149
12	1:15.481	25.444	29.401	20.636	110.7	17:34.630
13	2:09.605 B	25.410	28.623	1:15.572	64.4	19:44.235
14	1:37.130	35.613	39.159	22.358	86.0	21:21.365
15	1:11.468	24.333	27.609	19.526	116.9	22:32.833
16	1:32.266	34.448	35.946	21.872	90.5	24:05.099
17	1:11.888	24.543	27.733	19.612	116.2	25:16.987
18	1:40.398	36.222	40.835	23.341	83.2	26:57.385
19	10:05.055 B	27.241	34.430	9:03.384	13.8	37:02.440
20	1:32.809	36.277	33.763	22.769	90.0	38:35.249
21	1:23.375	30.440	31.832	21.103	100.2	39:58.624
22	1:10.558	23.870	27.464	19.224	118.4	41:09.182
23	1:57.390 B	27.180	33.628	56.582	71.1	43:06.572
24	1:26.549	32.224	32.430	21.895	96.5	44:33.121
25	1:13.325	24.476	27.776	21.073	113.9	45:46.446

6 Maximilian GÜNTHER — DEU

GEOX DRAGON — Penske EV-3

Lap	Time	Sector 1	Sector 2	Sector 3	Kph	Elapsed
1	2:26.383	1:26.423	33.300	26.660	57.1	2:26.383

Title Partner Technical Partner Official Partners
ABB MICHELIN TAG Heuer DHL SAUDIA Allianz BOSCH Heineken enel x BOSS modis ANTOFAGASTA MINERALS

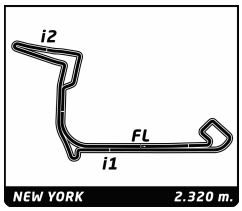

ABB FIA Formula E Championship

Round 12 - New York City ePrix

Free Practice 1

Analysis

Official Timekeeper TAGHeuer

250KW 225KW Personal Best Session Best **B** Crossing the finish line in pit lane

Lap	Time	Sector 1	Sector 2	Sector 3	Kph	Elapsed
2	1:16.159	26.192	29.238	20.729	109.7	3:42.542
3	2:02.544	49.091	50.893	22.560	68.2	5:45.086
4	1:16.006	25.841	29.573	20.592	109.9	7:01.092
5	1:18.876	29.206	29.306	20.364	105.9	8:19.968
6	1:14.868	25.516	29.074	20.278	111.6	9:34.836
7	1:13.495	24.792	28.625	20.078	113.6	10:48.331
8	1:23.967	25.280	35.097	23.590	99.5	12:12.298
9	1:13.170	24.867	28.378	19.925	114.1	13:25.468
10	1:25.215	27.610	34.443	23.162	98.0	14:50.683
11	1:27.894	30.798	35.960	21.136	95.0	16:18.577
12	1:20.252	24.743	33.402	22.107	104.1	17:38.829
13	1:12.857	24.646	28.271	19.940	114.6	18:51.686
14	1:24.079	26.089	35.623	22.367	99.3	20:15.765
15	1:12.758	24.788	28.198	19.772	114.8	21:28.523
16	7:18.559 B	25.567	28.790	6:24.202	19.0	28:47.082
17	1:35.336	38.061	34.861	22.414	87.6	30:22.418
18	1:11.538	24.182	27.731	19.625	116.7	31:33.956
19	8:03.771 B	28.358	32.600	7:02.813	17.3	39:37.727
20	1:30.360	36.445	33.451	20.464	92.4	41:08.087
21	1:10.714	24.090	27.324	19.300	118.1	42:18.801
22	2:17.040 B	25.722	29.612	1:21.706	60.9	44:35.841
23	1:39.135	39.300	35.424	24.411	84.2	46:14.976

7 **José Maria LOPEZ** ARG
GEOX DRAGON Penske EV-3

Lap	Time	Sector 1	Sector 2	Sector 3	Kph	Elapsed
1	2:18.418	1:21.296	31.221	25.901	60.3	2:18.418
2	1:16.907	26.250	29.864	20.793	108.6	3:35.325
3	2:00.025	43.371	53.115	23.539	69.6	5:35.350
4	1:13.084	24.941	28.314	19.829	114.3	6:48.434
5	1:17.788	26.464	31.323	20.001	107.4	8:06.222
6	1:12.773	24.676	28.359	19.738	114.8	9:18.995
7	1:33.414	33.402	37.776	22.236	89.4	10:52.409
8	1:21.140	28.129	32.080	20.931	102.9	12:13.549
9	1:12.642	24.602	28.369	19.671	115.0	13:26.191
10	1:29.172	30.957	37.582	20.633	93.7	14:55.363
11	1:14.682	25.500	28.982	20.200	111.8	16:10.045
12	1:30.056	25.567	42.940	21.549	92.7	17:40.101
13	1:31.322	24.572	46.609	20.141	91.5	19:11.423
14	7:25.953 B	30.713	28.482	6:26.758	18.7	26:37.376
15	1:47.105	52.464	31.623	23.018	78.0	28:24.481
16	1:11.684	24.140	27.953	19.591	116.5	29:36.165
17	7:55.987 B	32.079	35.463	6:48.445	17.5	37:32.152
18	1:30.098	35.720	32.474	21.904	92.7	39:02.250
19	1:10.918	24.085	27.479	19.354	117.8	40:13.168
20	4:15.661 B	27.141	29.492	3:19.028	32.7	44:28.829
21	2:55.252	1:00.600	52.025	1:02.627	47.7	47:24.081

8 **Tom DILLMANN** FRA
NIO Formula E Team NIO Sport 004

Lap	Time	Sector 1	Sector 2	Sector 3	Kph	Elapsed
1	2:13.478	1:15.210	32.834	25.434	62.6	2:13.478
2	1:15.695	25.854	29.150	20.691	110.3	3:29.173
3	1:55.422	34.958	55.502	24.962	72.4	5:24.595
4	1:14.898	25.615	28.980	20.303	111.5	6:39.493
5	1:33.546	33.797	37.119	22.630	89.3	8:13.039
6	1:12.977	24.900	28.386	19.691	114.4	9:26.016
7	1:12.699	24.777	28.153	19.769	114.9	10:38.715
8	1:13.143	24.793	28.434	19.916	114.2	11:51.858
9	1:17.885	28.084	29.374	20.427	107.2	13:09.743
10	1:14.580	25.387	28.927	20.266	112.0	14:24.323
11	1:14.441	25.367	28.919	20.155	112.2	15:38.764
12	1:14.518	25.307	28.862	20.349	112.1	16:53.282
13	1:17.123	27.326	29.266	20.531	108.3	18:10.405
14	1:14.707	25.407	29.044	20.256	111.8	19:25.112
15	2:56.934 B	25.509	30.020	2:01.405	47.2	22:22.046
16	1:29.536	33.722	33.960	21.854	93.3	23:51.582
17	1:12.188	24.660	28.049	19.479	115.7	25:03.770
18	5:28.604 B	27.045	28.204	4:33.355	25.4	30:32.374
19	1:29.996	35.721	32.307	21.968	92.8	32:02.370
20	1:20.215	27.126	32.898	20.191	104.1	33:22.585
21	1:10.956	24.121	27.512	19.323	117.7	34:33.541
22	4:36.635 B	25.569	32.331	3:38.735	30.2	39:10.176
23	1:31.599	37.684	31.928	21.987	91.2	40:41.775
24	1:18.962	26.511	31.856	20.595	105.8	42:00.737
25	1:11.062	23.749	27.805	19.508	117.5	43:11.799
26	1:35.107	31.117	35.671	28.319	87.8	44:46.906
27	1:27.921	27.628	35.415	24.878	95.0	46:14.827

11 **Lucas DI GRASSI** BRA
Audi Sport Abt Schaeffler Formula E Te Audi e-tron FE05

Lap	Time	Sector 1	Sector 2	Sector 3	Kph	Elapsed
1	1:31.817	37.502	31.879	22.436	91.0	1:31.817
2	1:16.124	26.269	29.252	20.603	109.7	2:47.941
3	1:34.347	25.458	28.898	39.991	88.5	4:22.288
4	1:39.895	50.240	29.359	20.296	83.6	6:02.183
5	1:14.041	25.202	28.629	20.210	112.8	7:16.224
6	1:16.359	25.230	30.949	20.180	109.4	8:32.583
7	1:13.836	25.052	28.561	20.223	113.1	9:46.419
8	1:14.345	25.493	28.729	20.123	112.3	11:00.764
9	1:14.116	25.227	28.594	20.295	112.7	12:14.880
10	1:14.198	25.148	28.834	20.216	112.6	13:29.078
11	1:25.909	29.575	34.737	21.597	97.2	14:54.987
12	1:12.967	24.592	28.193	20.182	114.5	16:07.954
13	1:25.850	29.470	34.450	21.930	97.3	17:33.804
14	1:12.399	24.477	27.995	19.927	115.4	18:46.203
15	1:34.449 B	26.172	30.694	37.583	88.4	20:20.652
16	8:40.358	7:47.347	31.422	21.589	16.1	29:01.010
17	1:26.932	26.369	36.827	23.736	96.1	30:27.942
18	1:14.460	25.515	28.808	20.137	112.2	31:42.402
19	1:10.761	23.902	27.435	19.424	118.0	32:53.163
20	1:29.215 B	25.465	28.182	35.568	93.6	34:22.378
21	7:06.713	6:14.203	30.336	22.174	19.6	41:29.091
22	1:10.604	23.889	27.278	19.437	118.3	42:39.695
23	1:22.302	29.887	31.313	21.102	101.5	44:01.997
24	1:12.253	24.505	28.014	19.734	115.6	45:14.250

16 **Oliver TURVEY** GBR
NIO Formula E Team NIO Sport 004

Lap	Time	Sector 1	Sector 2	Sector 3	Kph	Elapsed
1	2:14.168	1:14.421	35.740	24.007	62.3	2:14.168
2	1:17.941	26.842	30.210	20.889	107.2	3:32.109
3	1:57.935	39.559	55.624	22.752	70.8	5:30.044
4	1:17.574	26.069	29.598	21.907	107.7	6:47.618
5	1:15.117	25.294	29.232	20.591	111.2	8:02.735
6	1:14.126	24.994	28.934	20.198	112.7	9:16.861
7	1:13.715	25.017	28.637	20.061	113.3	10:30.576
8	1:18.012	25.026	28.974	24.012	107.1	11:48.588

Title Partner Technical Partner Official Partners

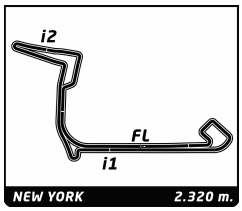

ABB FIA Formula E Championship
Round 12 - New York City ePrix
Free Practice 1

Analysis

Official Timekeeper TAGHeuer

250KW | 225KW | Personal Best | Session Best | **B** Crossing the finish line in pit lane

Lap	Time		Sector 1	Sector 2	Sector 3	Kph	Elapsed
9	1:16.663		25.648	30.255	20.760	108.9	13:05.251
10	1:16.200		25.598	29.893	20.709	109.6	14:21.451
11	1:15.746		25.633	29.421	20.692	110.3	15:37.197
12	1:15.456		25.582	29.271	20.603	110.7	16:52.653
13	7:02.480 B		25.663	30.123	6:06.694	19.8	23:55.133
14	1:31.536		34.310	33.817	23.409	91.2	25:26.669
15	1:23.356		27.295	32.255	23.806	100.2	26:50.025
16	1:12.775		24.775	28.264	19.736	114.8	28:02.800
17	1:32.701		29.966	36.439	26.296	90.1	29:35.501
18	1:15.608		24.695	28.205	22.708	110.5	30:51.109
19	1:22.983		27.184	34.244	21.555	100.6	32:14.092
20	1:12.603		24.449	28.224	19.930	115.0	33:26.695
21	1:23.870	225KW	27.521	32.610	23.739	99.6	34:50.565
22	1:11.837	225KW	24.268	27.949	19.620	116.3	36:02.402
23	4:08.707 B	225KW	30.029	35.781	3:02.897	33.6	40:11.109
24	1:36.389		39.670	33.988	22.731	86.6	41:47.498
25	1:23.037	250KW	28.049	33.423	21.565	100.6	43:10.535
26	1:11.405	250KW	24.242	27.744	19.419	117.0	44:21.940
27	1:26.894	250KW	29.048	33.925	23.921	96.1	45:48.834

17 Gary PAFFETT — GBR
HWA RACELAB — Venturi VFE05

Lap	Time		Sector 1	Sector 2	Sector 3	Kph	Elapsed
1	2:21.246		1:24.816	33.001	23.429	59.1	2:21.246
2	1:18.185		25.358	29.865	22.962	106.8	3:39.431
3	2:00.372		47.281	51.052	22.039	69.4	5:39.803
4	1:13.601		24.995	28.713	19.893	113.5	6:53.404
5	1:24.569		33.105	31.302	20.162	98.8	8:17.973
6	1:12.696		24.693	28.223	19.780	114.9	9:30.669
7	1:35.872		33.367	40.262	22.243	87.1	11:06.541
8	1:13.220		24.848	28.288	20.084	114.1	12:19.761
9	1:16.121		27.379	28.751	19.991	109.7	13:35.882
10	1:14.811		25.511	29.102	20.198	111.6	14:50.693
11	1:14.326		25.272	28.899	20.155	112.4	16:05.019
12	1:14.132		25.433	28.842	19.857	112.7	17:19.151
13	1:14.496		25.571	28.902	20.023	112.1	18:33.647
14	2:03.937 B		25.415	29.204	1:09.318	67.4	20:37.584
15	1:36.172		36.892	36.321	22.959	86.8	22:13.756
16	1:14.885		25.550	28.978	20.357	111.5	23:28.641
17	1:29.705		30.889	36.190	22.626	93.1	24:58.346
18	1:12.815		24.784	28.184	19.847	114.7	26:11.161
19	1:26.793	225KW	29.204	36.345	21.244	96.2	27:37.954
20	1:12.241	225KW	24.606	27.980	19.655	115.6	28:50.195
21	8:45.388 B	225KW	25.998	32.571	7:46.819	15.9	37:35.583
22	1:32.822		36.193	33.481	23.148	90.0	39:08.405
23	1:19.139	250KW	28.494	30.789	19.856	105.5	40:27.544
24	1:12.436	250KW	24.932	27.667	19.837	115.3	41:39.980
25	1:55.223 B	250KW	27.070	32.602	55.551	72.5	43:35.203
26	1:19.162		30.647	28.704	19.811	105.5	44:54.365
27	1:13.752		24.897	28.883	19.972	113.2	46:08.117

19 Felipe MASSA — BRA
Venturi Formula E Team — Venturi VFE05

Lap	Time		Sector 1	Sector 2	Sector 3	Kph	Elapsed
1	2:09.996		1:10.390	32.836	26.770	64.2	2:09.996
2	1:17.608		26.304	30.456	20.848	107.6	3:27.604
3	1:56.318		31.642	55.751	28.925	71.8	5:23.922
4	1:14.719		25.568	28.948	20.203	111.8	6:38.641
5	1:14.011		25.249	28.801	19.961	112.8	7:52.652
6	1:13.825		25.207	28.627	19.991	113.1	9:06.477
7	1:13.606		25.181	28.590	19.835	113.5	10:20.083
8	1:17.231		25.387	29.002	22.842	108.1	11:37.314
9	1:13.983		25.167	28.729	20.087	112.9	12:51.297
10	1:14.162		25.176	28.752	20.234	112.6	14:05.459
11	1:14.327		25.235	29.050	20.042	112.4	15:19.786
12	1:13.936		25.252	28.719	19.965	113.0	16:33.722
13	1:25.181		26.888	35.999	22.294	98.1	17:58.903
14	1:13.027		24.742	28.299	19.986	114.4	19:11.930
15	5:52.141 B		25.763	28.338	4:58.040	23.7	25:04.071
16	1:40.694		38.058	38.512	24.124	82.9	26:44.765
17	1:11.639		24.496	27.708	19.435	116.6	27:56.404
18	1:36.971		32.298	37.748	26.925	86.1	29:33.375
19	1:23.645		24.264	27.846	31.535	99.9	30:57.020
20	1:27.452	225KW	29.566	37.307	20.579	95.5	32:24.472
21	1:11.264	225KW	24.045	27.689	19.530	117.2	33:35.736
22	6:28.494 B	225KW	31.135	32.685	5:24.674	21.5	40:04.230
23	1:35.315	250KW	39.855	34.512	20.948	87.6	41:39.545
24	1:25.508	250KW	24.684	37.002	23.822	97.7	43:05.053
25	1:12.163	250KW	24.152	28.253	19.758	115.7	44:17.216
26	1:11.716	250KW	24.295	27.852	19.569	116.5	45:28.932

20 Mitch EVANS — NZL
Panasonic Jaguar Racing — Jaguar I-Type III

Lap	Time		Sector 1	Sector 2	Sector 3	Kph	Elapsed
1	2:04.006		1:06.117	33.783	24.106	67.4	2:04.006
2	1:15.306		25.684	29.123	20.499	110.9	3:19.312
3	1:58.997		25.311	53.325	40.361	70.2	5:18.309
4	1:14.299		25.422	28.648	20.229	112.4	6:32.608
5	1:14.124		25.215	28.647	20.262	112.7	7:46.732
6	1:13.876		25.205	28.692	19.979	113.1	9:00.608
7	1:13.767		25.063	28.645	20.059	113.2	10:14.375
8	1:14.999		25.146	28.543	21.310	111.4	11:29.374
9	1:13.537		25.044	28.458	20.035	113.6	12:42.911
10	1:36.386		31.749	40.681	23.956	86.7	14:19.297
11	1:12.139		24.577	27.994	19.568	115.8	15:31.436
12	1:12.124		24.533	27.996	19.595	115.8	16:43.560
13	1:23.436		27.599	34.454	21.383	100.1	18:06.996
14	1:11.917		24.560	27.847	19.510	116.1	19:18.913
15	5:50.148 B		25.733	33.113	4:51.302	23.9	25:09.061
16	1:45.176	225KW	42.317	37.221	25.638	79.4	26:54.237
17	1:11.449	225KW	24.348	27.582	19.519	116.9	28:05.686
18	1:34.927	225KW	28.189	36.958	29.780	88.0	29:40.613
19	1:11.744		24.408	27.754	19.582	116.4	30:52.357
20	8:12.289 B		27.723	34.412	7:10.154	17.0	39:04.646
21	1:36.458		40.012	34.266	22.180	86.6	40:41.104
22	1:25.129	250KW	28.316	35.543	21.270	98.1	42:06.233
23	1:10.338	250KW	23.877	27.474	18.987	118.7	43:16.571
24	1:27.975	250KW	29.802	37.105	21.068	94.9	44:44.546
25	1:11.762		24.364	27.905	19.493	116.4	45:56.308

22 Oliver ROWLAND — GBR
Nissan e.dams — Nissan IM01

Lap	Time		Sector 1	Sector 2	Sector 3	Kph	Elapsed
1	1:58.595		1:02.465	33.457	22.673	70.4	1:58.595
2	1:18.948		26.433	31.506	21.009	105.8	3:17.543
3	1:57.667		24.946	53.991	38.730	71.0	5:15.210
4	1:15.593		25.116	28.377	22.100	110.5	6:30.803
5	1:12.592		24.623	28.086	19.883	115.1	7:43.395

Title Partner Technical Partner Official Partners

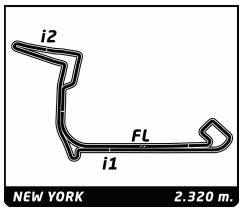

ABB FIA Formula E Championship
Round 12 - New York City ePrix
Free Practice 1

Analysis

Official Timekeeper TAGHeuer

250KW 225KW Personal Best Session Best **B** Crossing the finish line in pit lane

Lap	Time	Sector 1	Sector 2	Sector 3	Kph	Elapsed
6	1:30.680	29.761	38.938	21.981	92.1	9:14.075
7	1:12.052	24.463	27.868	19.721	115.9	10:26.127
8	1:18.350	27.375	30.234	20.741	106.6	11:44.477
9	1:14.210	25.151	28.893	20.166	112.5	12:58.687
10	1:14.247	24.936	28.891	20.420	112.5	14:12.934
11	1:14.145	24.966	28.983	20.196	112.6	15:27.079
12	1:14.370	25.226	28.867	20.277	112.3	16:41.449
13	5:58.613 **B**	26.436	32.854	4:59.323	23.3	22:40.062
14	1:28.751	35.084	33.344	20.323	94.1	24:08.813
15	1:11.672	24.453	27.635	19.584	116.5	25:20.485
16	1:25.862	26.754	35.041	24.067	97.3	26:46.347
17	1:11.776	24.440	27.759	19.577	116.4	27:58.123
18	1:24.244	27.596	35.298	21.350	99.1	29:22.367
19	1:58.939 **B**	24.460	27.786	1:06.693	70.2	31:21.306
20	1:27.285	35.410	32.059	19.816	95.7	32:48.591
21	1:10.544	23.925	27.212	19.407	118.4	33:59.135
22	6:10.418 **B**	26.078	30.523	5:13.817	22.5	40:09.553
23	1:33.473	38.597	33.079	21.797	89.4	41:43.026
24	1:16.788	25.544	29.916	21.328	108.8	42:59.814
25	1:10.506	23.643	27.553	19.310	118.5	44:10.320
26	1:24.210	26.159	35.860	22.191	99.2	45:34.530

23 Sébastien BUEMI — CHE
Nissan e.dams — Nissan IM01

Lap	Time	Sector 1	Sector 2	Sector 3	Kph	Elapsed
1	1:53.390	57.386	33.494	22.510	73.7	1:53.390
2	1:20.276	28.049	31.351	20.876	104.0	3:13.666
3	1:53.804	24.935	41.210	47.659	73.4	5:07.470
4	1:20.161	29.145	29.797	21.219	104.2	6:27.631
5	1:12.417	24.643	27.779	19.995	115.3	7:40.048
6	1:19.566	27.121	30.431	22.014	105.0	8:59.614
7	1:12.201	24.560	27.788	19.853	115.7	10:11.815
8	1:29.901	29.201	37.967	22.733	92.9	11:41.716
9	1:15.861	26.428	29.073	20.360	110.1	12:57.577
10	1:42.867	25.174	56.774	20.919	81.2	14:40.444
11	5:38.965 **B**	25.401	33.373	4:40.191	24.6	20:19.409
12	1:22.943	32.299	29.816	20.828	100.7	21:42.352
13	1:14.176	25.223	28.655	20.298	112.6	22:56.528
14	1:14.342	25.255	28.817	20.270	112.3	24:10.870
15	1:13.803	25.108	28.475	20.220	113.2	25:24.673
16	1:13.742	25.132	28.467	20.143	113.3	26:38.415
17	1:31.652	33.976	35.232	22.444	91.1	28:10.067
18	1:17.310	26.554	29.844	20.912	108.0	29:27.377
19	1:12.164	24.595	27.754	19.815	115.7	30:39.541
20	1:28.505	30.052	36.735	21.718	94.4	32:08.046
21	1:11.476	24.310	27.543	19.623	116.9	33:19.522
22	1:22.831	29.006	32.868	20.957	100.8	34:42.353
23	1:11.331	24.144	27.669	19.518	117.1	35:53.684
24	5:24.369 **B**	26.066	28.820	4:29.483	25.7	41:18.053
25	1:34.320	41.448	31.010	21.862	88.5	42:52.373
26	1:24.202	26.365	35.892	21.945	99.2	44:16.575
27	1:09.977	23.675	26.982	19.320	119.4	45:26.552

25 Jean-Eric VERGNE — FRA
DS TECHEETAH — DS E-TENSE FE19

Lap	Time	Sector 1	Sector 2	Sector 3	Kph	Elapsed
1	1:37.088	42.993	32.142	21.953	86.0	1:37.088
2	1:16.479	26.541	29.404	20.534	109.2	2:53.567
3	1:42.721	25.559	30.270	46.892	81.3	4:36.288
4	1:38.004	42.558	33.715	21.731	85.2	6:14.292
5	1:13.697	25.289	28.450	19.958	113.3	7:27.989
6	1:16.683	26.876	29.401	20.406	108.9	8:44.672
7	1:12.403	24.491	28.070	19.842	115.4	9:57.075
8	1:33.910	32.790	34.211	26.909	88.9	11:30.985
9	1:37.221	24.433	52.317	20.471	85.9	13:08.206
10	1:14.286	25.165	29.043	20.078	112.4	14:22.492
11	1:19.404	25.009	30.907	23.488	105.2	15:41.896
12	1:15.010	26.081	28.904	20.025	111.3	16:56.906
13	1:38.305 **B**	25.198	29.035	44.072	85.0	18:35.211
14	4:52.232	4:00.907	30.617	20.708	28.6	23:27.443
15	1:12.039	24.466	27.875	19.698	115.9	24:39.482
16	1:35.945 **B**	28.882	31.043	36.020	87.0	26:15.427
17	4:56.589	4:04.974	30.312	21.303	28.2	31:12.016
18	1:17.138	25.115	27.901	24.122	108.3	32:29.154
19	1:30.320 **B**	24.279	27.513	38.528	92.5	33:59.474
20	4:53.171	4:02.467	30.329	20.375	28.5	38:52.645
21	1:10.226	23.899	27.219	19.108	118.9	40:02.871
22	1:23.861	28.730	33.356	21.775	99.6	41:26.732
23	1:40.694	23.790	52.946	23.958	82.9	43:07.426
24	1:13.484	25.102	28.563	19.819	113.7	44:20.910
25	1:13.528	25.166	28.457	19.905	113.6	45:34.438

27 Alexander SIMS — GBR
BMW i ANDRETTI MOTORSPORT — BMW iFE.18

Lap	Time	Sector 1	Sector 2	Sector 3	Kph	Elapsed
1	2:12.179	1:14.646	32.079	25.454	63.2	2:12.179
2	1:15.588	25.791	29.299	20.498	110.5	3:27.767
3	1:54.097	28.469	55.327	30.301	73.2	5:21.864
4	1:13.993	25.107	29.044	19.842	112.9	6:35.857
5	1:13.468	24.914	28.798	19.756	113.7	7:49.325
6	1:13.587	24.936	28.738	19.913	113.5	9:02.912
7	1:14.003	25.267	28.871	19.865	112.9	10:16.915
8	1:14.813	25.850	28.949	20.014	111.6	11:31.728
9	1:24.018	25.401	36.874	21.743	99.4	12:55.746
10	1:12.499	24.622	28.301	19.576	115.2	14:08.245
11	1:37.030	31.206	43.658	22.166	86.1	15:45.275
12	1:12.233	24.466	28.175	19.592	115.6	16:57.508
13	1:24.335	30.686	33.891	19.758	99.0	18:21.843
14	5:51.749 **B**	24.392	35.991	4:51.366	23.7	24:13.592
15	1:32.061	35.125	33.628	23.308	90.7	25:45.653
16	1:16.022	26.344	30.290	19.388	109.9	27:01.675
17	1:11.929	23.845	28.587	19.497	116.1	28:13.604
18	1:28.047	29.669	38.522	19.856	94.9	29:41.651
19	1:15.753	25.693	29.444	20.616	110.3	30:57.404
20	1:11.777	24.275	28.103	19.399	116.4	32:09.181
21	4:57.333 **B**	26.995	28.993	4:01.345	28.1	37:06.514
22	1:28.838	34.342	32.278	22.218	94.0	38:35.352
23	1:18.592	26.751	31.589	20.252	106.3	39:53.944
24	1:09.959	23.753	27.234	18.972	119.4	41:03.903
25	1:29.332	28.898	34.702	25.732	93.5	42:33.235
26	1:55.402	36.615	45.912	32.875	72.4	44:28.637
27	1:43.470	37.213	39.379	26.878	80.7	46:12.107

28 Antonio Felix DA COSTA — PRT
BMW i ANDRETTI MOTORSPORT — BMW iFE.18

Lap	Time	Sector 1	Sector 2	Sector 3	Kph	Elapsed
1	2:43.202	1:52.704	29.848	20.650	51.2	2:43.202
2	1:26.633	25.254	28.841	32.538	96.4	4:09.835

Title Partner Technical Partner Official Partners

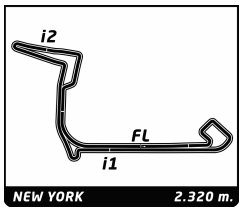

ABB FIA Formula E Championship
Round 12 - New York City ePrix
Free Practice 1

Analysis

Official Timekeeper TAGHeuer

250KW 225KW Personal Best Session Best **B** Crossing the finish line in pit lane

36 André LOTTERER — DEU
DS TECHEETAH — DS E-TENSE FE19

Lap	Time		Sector 1	Sector 2	Sector 3	Kph	Elapsed
1	1:39.729		45.681	32.464	21.584	83.7	1:39.729
2	1:16.829		25.716	30.395	20.718	108.7	2:56.558
3	1:42.991		25.508	29.625	47.858	81.1	4:39.549
4	1:31.151		39.645	30.722	20.784	91.6	6:10.700
5	1:12.476		24.536	28.158	19.782	115.2	7:23.176
6	1:34.292		29.126	40.979	24.187	88.6	8:57.468
7	1:12.493		24.669	28.164	19.660	115.2	10:09.961
8	1:16.772		24.732	29.224	22.816	108.8	11:26.733
9	1:12.160		24.561	27.880	19.719	115.7	12:38.893
10	1:32.869		24.639	44.456	23.774	89.9	14:11.762
11	1:30.036 B		24.534	28.994	36.508	92.8	15:41.798
12	6:21.955		5:27.585	32.144	22.226	21.9	22:03.753
13	1:14.115		25.300	28.874	19.941	112.7	23:17.868
14	1:14.420		25.676	28.762	19.982	112.2	24:32.288
15	1:23.946		27.612	33.843	22.491	99.5	25:56.234
16	1:12.040		24.563	27.707	19.770	115.9	27:08.274
17	1:23.490		24.630	35.015	23.845	100.0	28:31.764
18	1:11.500		24.360	27.759	19.381	116.8	29:43.264
19	1:38.616		25.936	47.831	24.849	84.7	31:21.880
20	1:11.663		24.426	27.743	19.494	116.5	32:33.543
21	1:33.499 B		24.271	27.827	41.401	89.3	34:07.042
22	4:32.422	225KW	3:35.944	34.828	21.650	30.7	38:39.464
23	1:10.406	225KW	24.163	27.239	19.004	118.6	39:49.870
24	1:30.492	250KW	29.676	37.940	22.876	92.3	41:20.362
25	1:10.427	250KW	23.780	27.262	19.385	118.6	42:30.789
26	1:43.257	250KW	31.583	48.919	22.755	80.9	44:14.046
27	1:11.650		24.320	27.820	19.510	116.6	45:25.696

48 Edoardo MORTARA — CHE
Venturi Formula E Team — Venturi VFE05

Lap	Time		Sector 1	Sector 2	Sector 3	Kph	Elapsed
1	2:06.798		1:08.276	34.090	24.432	65.9	2:06.798
2	1:17.547		26.647	29.968	20.932	107.7	3:24.345
3	1:55.458		25.576	53.339	36.543	72.3	5:19.803
4	1:17.051		26.004	30.372	20.675	108.4	6:36.854
5	1:14.338		25.343	28.942	20.053	112.4	7:51.192
6	1:13.740		25.138	28.766	19.836	113.3	9:04.932
7	1:14.005		25.336	28.670	19.999	112.9	10:18.937
8	1:14.135		25.182	28.820	20.133	112.7	11:33.072
9	1:15.533		25.049	30.243	20.241	110.6	12:48.605
10	1:14.397		25.141	29.022	20.234	112.3	14:03.002
11	1:14.735		25.310	29.078	20.347	111.8	15:17.737
12	1:14.360		25.199	28.832	20.329	112.3	16:32.097
13	1:15.635		25.208	28.832	21.595	110.4	17:47.732
14	1:17.794		25.095	31.582	21.117	107.4	19:05.526
15	1:13.028		24.709	28.376	19.943	114.4	20:18.554
16	7:09.512 B		25.280	28.600	6:15.632	19.4	27:28.066
17	1:28.095		36.041	31.142	20.912	94.8	28:56.161
18	1:22.852		24.740	33.853	24.259	100.8	30:19.013
19	1:12.037		24.428	27.901	19.708	115.9	31:31.050
20	1:20.988	225KW	27.992	32.869	20.127	103.1	32:52.038
21	1:10.858	225KW	23.979	27.441	19.438	117.9	34:02.896
22	6:32.175 B	225KW	25.683	30.016	5:36.476	21.3	40:35.071
23	1:34.372	250KW	37.336	34.278	22.758	88.5	42:09.443
24	1:10.346	250KW	23.842	27.328	19.176	118.7	43:19.789
25	1:17.668	250KW	26.732	30.520	20.416	107.5	44:37.457
26	1:12.814		24.285	28.479	20.050	114.7	45:50.271

64 Jérôme D'AMBROSIO — BEL
MAHINDRA RACING — Mahindra M5Electro

Lap	Time		Sector 1	Sector 2	Sector 3	Kph	Elapsed
1	1:49.286		54.122	32.659	22.505	76.4	1:49.286
2	1:17.540		25.956	29.863	21.721	107.7	3:06.826
3	1:49.390		25.796	36.011	47.583	76.4	4:56.216
4	1:24.436		33.822	29.395	21.219	98.9	6:20.652
5	1:14.239		25.105	28.851	20.283	112.5	7:34.891
6	1:13.893		24.983	28.690	20.220	113.0	8:48.784
7	1:14.163		25.016	28.891	20.256	112.6	10:02.947
8	1:14.172		25.128	28.696	20.348	112.6	11:17.119
9	1:14.060		25.175	28.494	20.391	112.8	12:31.179
10	1:14.967		25.324	29.152	20.491	111.4	13:46.146
11	1:36.894		31.535	39.353	26.006	86.2	15:23.040
12	1:13.102		24.774	28.235	20.093	114.3	16:36.142
13	1:32.375		32.020	39.080	21.275	90.4	18:08.517
14	1:15.161		24.675	28.453	22.033	111.1	19:23.678
15	1:12.506		24.740	27.896	19.870	115.2	20:36.184
16	8:08.105 B		25.709	31.182	7:11.214	17.1	28:44.289
17	1:32.254	225KW	34.318	33.516	24.420	90.5	30:16.543
18	1:11.731	250KW	24.484	27.556	19.691	116.4	31:28.274
19	7:23.663 B	225KW	25.969	29.006	6:28.688	18.8	38:51.937
20	1:28.243	250KW	38.121	30.012	20.110	94.6	40:20.180
21	1:10.752	250KW	23.976	27.176	19.600	118.0	41:30.932
22	3:06.538 B	250KW	29.878	37.715	1:58.945	44.8	44:37.470
23	1:45.783		41.033	36.623	28.127	79.0	46:23.253

Title Partner Technical Partner Official Partners
ABB MICHELIN TAG Heuer DHL SAUDIA Allianz BOSCH Heineken enel x BOSS modis ANTOFAGASTA MINERALS

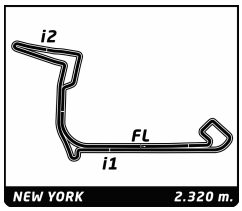

ABB FIA Formula E Championship
Round 12 - New York City ePrix
Free Practice 1

Analysis

Official Timekeeper TAGHeuer

250KW 225KW Personal Best Session Best **B** Crossing the finish line in pit lane

66 Daniel ABT — DEU

Audi Sport Abt Schaeffler Formula E Te — Audi e-tron FE05

Lap	Time	Sector 1	Sector 2	Sector 3	Kph	Elapsed
1	1:33.125	39.939	31.045	22.141	89.7	1:33.125
2	1:16.520	26.494	29.384	20.642	109.1	2:49.645
3	1:34.962	25.366	28.810	40.786	88.0	4:24.607
4	1:41.250	49.754	31.272	20.224	82.5	6:05.857
5	1:14.025	25.231	28.702	20.092	112.8	7:19.882
6	1:15.161	25.077	29.773	20.311	111.1	8:35.043
7	1:13.925	25.204	28.662	20.059	113.0	9:48.968
8	1:14.168	25.146	28.736	20.286	112.6	11:03.136
9	1:14.378	25.360	28.836	20.182	112.3	12:17.514
10	1:13.978	25.139	28.648	20.191	112.9	13:31.492
11	1:13.787	24.979	28.729	20.079	113.2	14:45.279
12	1:31.290	25.263	41.132	24.895	91.5	16:16.569
13	1:12.928	24.689	28.358	19.881	114.5	17:29.497
14	1:35.920 B	24.480	30.460	40.980	87.1	19:05.417
15	5:10.871	4:15.355	33.419	22.097	26.9	24:16.288
16	1:23.177	26.729	30.676	25.772	100.4	25:39.465
17	1:11.374	24.203	27.711	19.460	117.0	26:50.839
18	1:46.498	25.285	53.135	28.078	78.4	28:37.337
19	1:30.270	31.216	38.042	21.012	92.5	30:07.607
20	1:17.328	24.653	29.434	23.241	108.0	31:24.935
21	1:11.911	24.323	27.841	19.747	116.1	32:36.846
22	1:38.146 B	27.226	32.988	37.932	85.1	34:14.992
23	7:15.710	6:22.461	31.334	21.915	19.2	41:30.702
24	1:10.561	23.821	27.506	19.234	118.4	42:41.263
25	1:22.572	30.045	31.329	21.198	101.1	44:03.835
26	1:12.463	24.694	28.075	19.694	115.3	45:16.298

94 Pascal WEHRLEIN — DEU

MAHINDRA RACING — Mahindra M5Electro

Lap	Time	Sector 1	Sector 2	Sector 3	Kph	Elapsed
1	1:47.845	52.512	32.987	22.346	77.4	1:47.845
2	1:15.944	26.263	29.093	20.588	110.0	3:03.789
3	1:46.676	25.287	33.714	47.675	78.3	4:50.465
4	1:28.611	35.952	29.606	23.053	94.3	6:19.076
5	1:14.255	25.176	28.941	20.138	112.5	7:33.331
6	1:14.634	25.109	29.331	20.194	111.9	8:47.965
7	1:13.870	24.858	28.942	20.070	113.1	10:01.835
8	1:13.953	25.068	28.779	20.106	112.9	11:15.788
9	1:13.981	25.169	28.718	20.094	112.9	12:29.769
10	1:13.107	24.800	28.360	19.947	114.2	13:42.876
11	1:32.910	29.139	39.441	24.330	89.9	15:15.786
12	1:12.682	24.676	28.203	19.803	114.9	16:28.468
13	1:12.436	24.488	28.063	19.885	115.3	17:40.904
14	6:40.924 B	26.673	34.357	5:39.894	20.8	24:21.828
15	1:41.840	40.130	37.741	23.969	82.0	26:03.668
16	1:17.819	27.288	30.516	20.015	107.3	27:21.487
17	1:10.992	24.000	27.523	19.469	117.6	28:32.479
18	7:23.666 B	31.339	42.441	6:09.886	18.8	35:56.145
19	1:34.356	35.433	34.624	24.299	88.5	37:30.501
20	1:17.944	27.142	30.822	19.980	107.2	38:48.445
21	1:11.557	24.786	27.329	19.442	116.7	40:00.002
22	1:23.226	26.569	34.068	22.589	100.4	41:23.228
23	1:12.398	24.522	27.923	19.953	115.4	42:35.626
24	1:30.764	31.958	37.772	21.034	92.0	44:06.390
25	1:12.312	24.526	27.936	19.850	115.5	45:18.702

Title Partner Technical Partner Official Partners

FIA FORMULA E CHAMPIONSHIP 2018-19

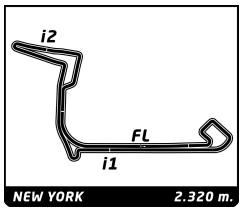

Round 12 - New York City ePrix

ABB FIA Formula E Championship

Free Practice 1

Weather Report

Official Timekeeper TAGHeuer

Air Temperature

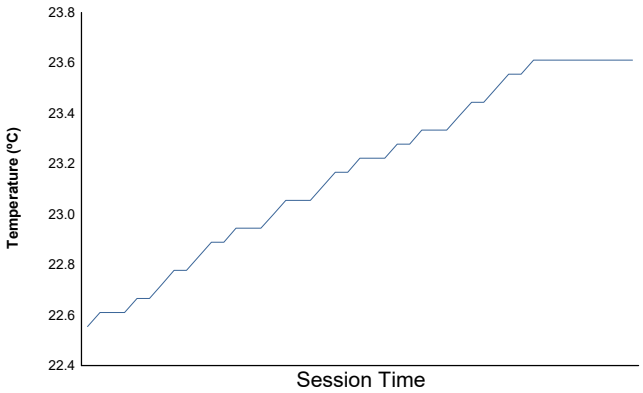

Track Temperature

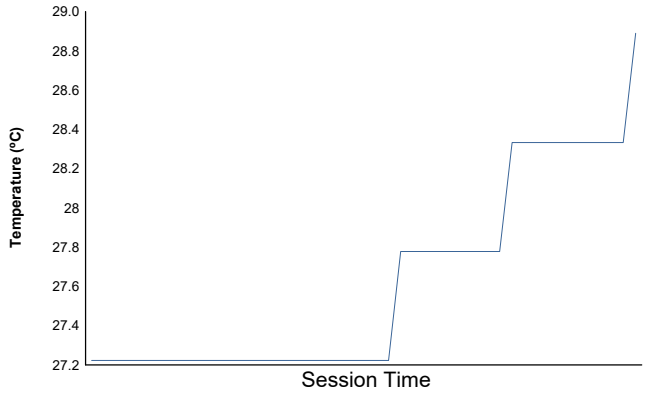

Humidity

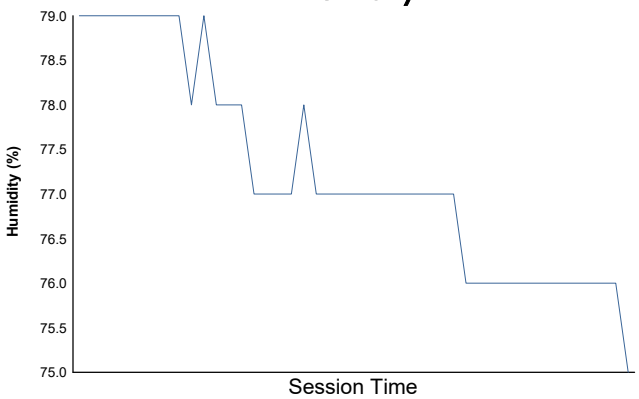

Pressure

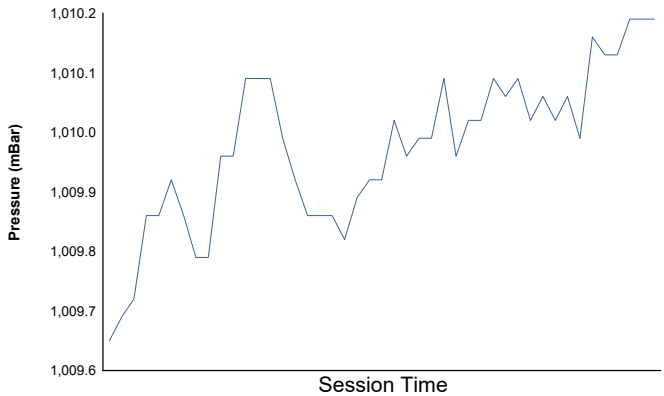

Wind Speed

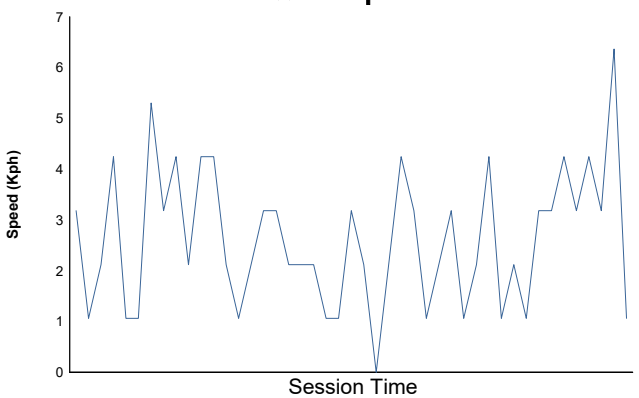

Wind direction

North = 0º/360º Est = 90º South = 180º West= 270º

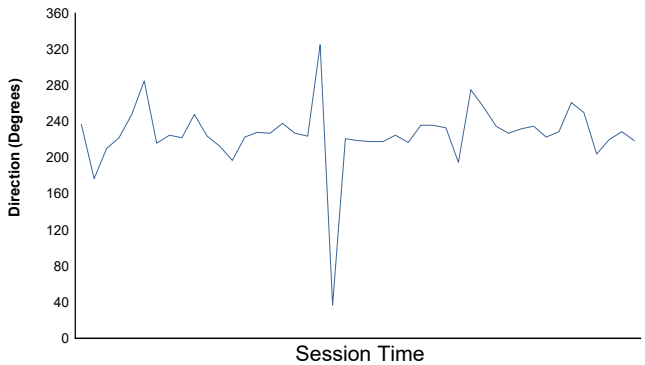

Track Status: **DRY**

Title Partner Technical Partner Official Partners

FIA FORMULA E CHAMPIONSHIP 2018-19

Doc No. Date: 13/07/2019 Posted at:

ABB FIA FORMULA E CHAMPIONSHIP

Round 12 - New York City ePrix - Free Practice 2

CLASSIFICATION

Official Timekeeper: TAGHeuer

POS	NO	DRIVER	NAT	TEAM	CAR	TIME	LAP	TOTAL	GAP		KPH
1	22	Oliver ROWLAND	GBR	Nissan e.dams	Nissan IM01	1:09.695	19	19	-	-	119.8
2	28	Antonio Felix DA COSTA	PRT	BMW i ANDRETTI MOTORSPORT	BMW iFE.18	1:09.778	11	15	+0.083	+0.083	119.7
3	23	Sébastien BUEMI	CHE	Nissan e.dams	Nissan IM01	1:09.836	16	18	+0.141	+0.058	119.6
4	27	Alexander SIMS	GBR	BMW i ANDRETTI MOTORSPORT	BMW iFE.18	1:09.899	11	13	+0.204	+0.063	119.5
5	4	Robin FRIJNS	NLD	Envision Virgin Racing	Audi e-tron FE05	1:10.083	11	11	+0.388	+0.184	119.2
6	94	Pascal WEHRLEIN	DEU	MAHINDRA RACING	Mahindra M5Electro	1:10.149	15	15	+0.454	+0.066	119.1
7	2	Sam BIRD	GBR	Envision Virgin Racing	Audi e-tron FE05	1:10.198	13	13	+0.503	+0.049	119.0
8	64	Jérôme D'AMBROSIO	BEL	MAHINDRA RACING	Mahindra M5Electro	1:10.284	12	14	+0.589	+0.086	118.8
9	19	Felipe MASSA	BRA	Venturi Formula E Team	Venturi VFE05	1:10.460	15	19	+0.765	+0.176	118.5
10	20	Mitch EVANS	NZL	Panasonic Jaguar Racing	Jaguar I-Type III	1:10.510	8	13	+0.815	+0.050	118.5
11	48	Edoardo MORTARA	CHE	Venturi Formula E Team	Venturi VFE05	1:10.619	17	17	+0.924	+0.109	118.3
12	8	Tom DILLMANN	FRA	NIO Formula E Team	NIO Sport 004	1:10.683	12	13	+0.988	+0.064	118.2
13	7	José Maria LOPEZ	ARG	GEOX DRAGON	Penske EV-3	1:10.737	16	16	+1.042	+0.054	118.1
14	66	Daniel ABT	DEU	Audi Sport Abt Schaeffler Formula E Team	Audi e-tron FE05	1:10.817	9	14	+1.122	+0.080	117.9
15	17	Gary PAFFETT	GBR	HWA RACELAB	Venturi VFE05	1:10.867	14	17	+1.172	+0.050	117.9
16	11	Lucas DI GRASSI	BRA	Audi Sport Abt Schaeffler Formula E Team	Audi e-tron FE05	1:11.014	12	13	+1.319	+0.147	117.6
17	25	Jean-Eric VERGNE	FRA	DS TECHEETAH	DS E-TENSE FE19	1:11.230	2	16	+1.535	+0.216	117.3
18	6	Maximilian GÜNTHER	DEU	GEOX DRAGON	Penske EV-3	1:11.269	11	13	+1.574	+0.039	117.2
19	16	Oliver TURVEY	GBR	NIO Formula E Team	NIO Sport 004	1:11.409	10	15	+1.714	+0.140	117.0
20	36	André LOTTERER	DEU	DS TECHEETAH	DS E-TENSE FE19	1:11.445	17	18	+1.750	+0.036	116.9
21	5	Stoffel VANDOORNE	BEL	HWA RACELAB	Venturi VFE05	1:11.468	6	13	+1.773	+0.023	116.9
22	3	Alexander LYNN	GBR	Panasonic Jaguar Racing	Jaguar I-Type III	1:11.792	15	15	+2.097	+0.324	116.3

FASTEST LAP

22	Oliver ROWLAND	GBR	Nissan e.dams	Nissan IM01	1:09.695 on Lap 19	119.8 Kph

Clerk of the Course:
James Foyle

Timekeeper:
Lleó Batlles

Series Partners:

Title Partner Technical Partner Official Partners

No part of these results/data may be reproduced, stored in a retrieval system or transmitted in any form or by any means electronic, mechanical, photocopying, recording, broadcasting or otherwise without prior permission of the copyright holder except for reproduction in local/national/international daily press and regular printed publications on sale to the public within 90 days of the event to which the results/data relate and provided that the copyright symbol appears together with the name of the copyright holder.

The FÉDÉRATION INTERNATIONALE DE L'AUTOMOBILE logo, FÉDÉRATION INTERNATIONALE DE L'AUTOMOBILE, FIA logo, FIA, FIA FORMULA-E CHAMPIONSHIP, FIA FORMULA-E CHAMPIONSHIP logo and related marks are protectedtrademarks of the Fédération Internationale de l'Automobile (FIA), Chemin de Blandonnet 2, 1214 Vernier, Switzerland.

©2019, Fédération Internationale de l'Automobile (FIA)

FIA FORMULA E CHAMPIONSHIP 2018-19

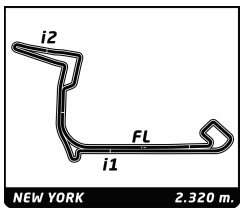

ABB FIA Formula E Championship

Round 12 - New York City ePrix

Free Practice 2

Best Sector Times

Official Timekeeper TAGHeuer

	SECTOR 1			SECTOR 2			SECTOR 3							
Pos		Driver	Time		Driver	Time		Driver	Time	Pos		Driver	Ideal Lap	Best Lap	
1	36	A.LOTTERER	23.553	22	O.ROWLAND	26.924	28	A.DA COSTA	18.854	1	22	O.ROWLAND	1:09.695	1:09.695	(1)
2	27	A.SIMS	23.606	23	S.BUEMI	26.946	27	A.SIMS	18.964	2	28	A.DA COSTA	1:09.778	1:09.778	(2)
3	25	J.VERGNE	23.631	25	J.VERGNE	27.126	22	O.ROWLAND	18.976	3	23	S.BUEMI	1:09.836	1:09.836	(3)
4	28	A.DA COSTA	23.668	94	P.WEHRLEIN	27.154	4	R.FRIJNS	19.029	4	27	A.SIMS	1:09.899	1:09.899	(4)
5	4	R.FRIJNS	23.673	64	J.D'AMBROSIO	27.190	2	S.BIRD	19.038	5	4	R.FRIJNS	1:10.083	1:10.083	(5)
6	23	S.BUEMI	23.733	28	A.DA COSTA	27.256	19	F.MASSA	19.102	6	25	J.VERGNE	1:10.132	1:11.230	(17)
7	19	F.MASSA	23.738	2	S.BIRD	27.262	64	J.D'AMBROSIO	19.137	7	94	P.WEHRLEIN	1:10.149	1:10.149	(6)
8	20	M.EVANS	23.744	27	A.SIMS	27.329	94	P.WEHRLEIN	19.149	8	2	S.BIRD	1:10.198	1:10.198	(7)
9	5	S.VANDOORNE	23.751	3	A.LYNN	27.378	23	S.BUEMI	19.157	9	64	J.D'AMBROSIO	1:10.284	1:10.284	(8)
10	22	O.ROWLAND	23.795	20	M.EVANS	27.379	7	J.LOPEZ	19.184	10	19	F.MASSA	1:10.460	1:10.460	(9)
11	17	G.PAFFETT	23.813	4	R.FRIJNS	27.381	3	A.LYNN	19.251	11	3	A.LYNN	1:10.491	1:11.792	(22)
12	94	P.WEHRLEIN	23.846	8	T.DILLMANN	27.403	5	S.VANDOORNE	19.260	12	20	M.EVANS	1:10.510	1:10.510	(10)
13	3	A.LYNN	23.862	66	D.ABT	27.466	48	E.MORTARA	19.267	13	5	S.VANDOORNE	1:10.561	1:11.468	(21)
14	48	E.MORTARA	23.872	48	E.MORTARA	27.480	11	L.DI GRASSI	19.278	14	48	E.MORTARA	1:10.619	1:10.619	(11)
15	6	M.GÜNTHER	23.874	11	L.DI GRASSI	27.493	17	G.PAFFETT	19.291	15	36	A.LOTTERER	1:10.647	1:11.445	(20)
16	66	D.ABT	23.896	5	S.VANDOORNE	27.550	8	T.DILLMANN	19.316	16	8	T.DILLMANN	1:10.683	1:10.683	(12)
17	2	S.BIRD	23.898	7	J.LOPEZ	27.612	66	D.ABT	19.367	17	66	D.ABT	1:10.729	1:10.817	(14)
18	7	J.LOPEZ	23.941	19	F.MASSA	27.620	25	J.VERGNE	19.375	18	17	G.PAFFETT	1:10.730	1:10.867	(15)
19	64	J.D'AMBROSIO	23.957	17	G.PAFFETT	27.626	20	M.EVANS	19.387	19	7	J.LOPEZ	1:10.737	1:10.737	(13)
20	8	T.DILLMANN	23.964	6	M.GÜNTHER	27.637	16	O.TURVEY	19.390	20	11	L.DI GRASSI	1:10.798	1:11.014	(16)
21	11	L.DI GRASSI	24.027	36	A.LOTTERER	27.697	36	A.LOTTERER	19.397	21	6	M.GÜNTHER	1:10.932	1:11.269	(18)
22	16	O.TURVEY	24.140	16	O.TURVEY	27.827	6	M.GÜNTHER	19.421	22	16	O.TURVEY	1:11.357	1:11.409	(19)

Title Partner Technical Partner Official Partners

FIA FORMULA E CHAMPIONSHIP 2018-19

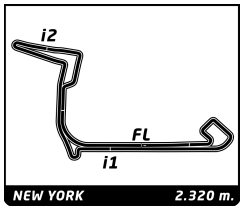

ABB FIA Formula E Championship

Round 12 - New York City ePrix

Free Practice 2

Fastest Lap Sequence

Official Timekeeper TAGHeuer

Practice Time	Driver	Team	Car	Time	Kph	Lap
2:50.620	36 André LOTTERER	DS TECHEETAH	DS E-TENSE FE19	**1:11.833**	116.3	2
2:54.463	25 Jean-Eric VERGNE	DS TECHEETAH	DS E-TENSE FE19	**1:11.230**	117.3	2
4:43.594	64 Jérôme D'AMBROSIO	MAHINDRA RACING	Mahindra M5Electro	**1:11.226**	117.3	2
5:07.921	11 Lucas DI GRASSI	Audi Sport Abt Schaeffler Formula E Team	Audi e-tron FE05	**1:11.066**	117.5	3
8:20.155	28 Antonio Felix DA COSTA	BMW i ANDRETTI MOTORSPORT	BMW iFE.18	**1:10.598**	118.3	3
17:27.644	20 Mitch EVANS	Panasonic Jaguar Racing	Jaguar I-Type III	**1:10.510**	118.5	8
22:56.878	28 Antonio Felix DA COSTA	BMW i ANDRETTI MOTORSPORT	BMW iFE.18	**1:09.778**	119.7	11
30:58.354	22 Oliver ROWLAND	Nissan e.dams	Nissan IM01	**1:09.695**	119.8	19

Title Partner Technical Partner Official Partners

FIA FORMULA E CHAMPIONSHIP 2018-19

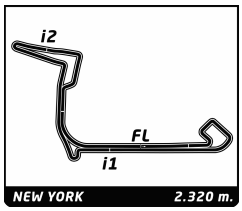

ABB FIA Formula E Championship

Round 12 - New York City ePrix

Free Practice 2

Analysis

Official Timekeeper TAGHeuer

250KW 225KW Personal Best Session Best **B** Crossing the finish line in pit lane

2 Sam BIRD — GBR
Envision Virgin Racing — Audi e-tron FE05

Lap	Time	Sector 1	Sector 2	Sector 3	Kph	Elapsed
1	1:39.197	43.935	32.510	22.752	84.2	1:39.197
2	1:12.962	25.000	28.340	19.622	114.5	2:52.159
3	1:32.585	33.376	38.220	20.989	90.2	4:24.744
4	1:11.998	24.551	28.047	19.400	116.0	5:36.742
5	1:35.853 B	25.674	28.364	41.815	87.1	7:12.595
6	6:17.640	5:24.133	31.344	22.163	22.1	13:30.235
7	1:11.048	24.104	27.713	19.231	117.6	14:41.283
8	1:21.195	25.873	35.446	19.876	102.9	16:02.478
9	1:13.161	24.742	28.571	19.848	114.2	17:15.639
10	1:13.653	25.055	28.877	19.721	113.4	18:29.292
11	1:31.674 B	25.202	29.419	37.053	91.1	20:00.966
12	9:22.676	8:27.250	33.310	22.116	14.8	29:23.642
13	1:10.198	23.898	27.262	19.038	119.0	30:33.840

3 Alexander LYNN — GBR
Panasonic Jaguar Racing — Jaguar I-Type III

Lap	Time	Sector 1	Sector 2	Sector 3	Kph	Elapsed
1	2:04.293	1:09.343	32.939	22.011	67.2	2:04.293
2	1:19.037	27.189	30.992	20.856	105.7	3:23.330
3	1:12.055	24.360	28.047	19.648	115.9	4:35.385
4	1:29.283	33.192	35.500	20.591	93.5	6:04.668
5	1:11.985	24.401	27.890	19.694	116.0	7:16.653
6	5:55.504 B	26.947	29.359	4:59.198	23.5	13:12.157
7	1:34.689	34.650	36.171	23.868	88.2	14:46.846
8	1:22.393	27.886	32.662	21.845	101.4	16:09.239
9	1:11.972	23.862	28.690	19.420	116.0	17:21.211
10	1:20.959	26.410	33.887	20.662	103.2	18:42.170
11	1:12.091	24.307	28.118	19.666	115.9	19:54.261
12	6:19.695 B	26.809	30.382	5:22.504	22.0	26:13.956
13	1:31.523	36.546	33.024	21.953	91.3	27:45.479
14	1:16.509	25.891	30.103	20.515	109.2	29:01.988
15	1:11.792	25.163	27.378	19.251	116.3	30:13.780

4 Robin FRIJNS — NLD
Envision Virgin Racing — Audi e-tron FE05

Lap	Time	Sector 1	Sector 2	Sector 3	Kph	Elapsed
1	1:45.801	49.523	33.442	22.836	78.9	1:45.801
2	1:12.032	24.529	27.928	19.575	115.9	2:57.833
3	1:17.425	25.829	31.557	20.039	107.9	4:15.258
4	1:14.956	26.137	28.675	20.144	111.4	5:30.214
5	8:14.582 B	24.935	28.656	7:20.991	16.9	13:44.796
6	1:30.244	34.276	33.878	22.090	92.5	15:15.040
7	1:11.602	24.247	27.837	19.518	116.6	16:26.642
8	1:33.830	31.513	40.331	21.986	89.0	18:00.472
9	9:54.555 B	35.876	31.301	8:47.378	14.0	27:55.027
10	1:31.706	36.580	32.735	22.391	91.1	29:26.733
11	1:10.083	23.673	27.381	19.029	119.2	30:36.816

5 Stoffel VANDOORNE — BEL
HWA RACELAB — Venturi VFE05

Lap	Time	Sector 1	Sector 2	Sector 3	Kph	Elapsed
1	2:47.549	1:52.908	33.434	21.207	49.8	2:47.549
2	1:11.663	24.853	27.550	19.260	116.5	3:59.212
3	1:28.817	30.105	37.612	21.100	94.0	5:28.029
4	1:11.843	24.366	28.004	19.473	116.3	6:39.872
5	1:37.171	35.961	37.737	23.473	86.0	8:17.043
6	1:11.468	24.197	27.823	19.448	116.9	9:28.511
7	1:20.847	26.995	31.686	22.166	103.3	10:49.358
8	1:14.022	25.123	28.772	20.127	112.8	12:03.380
9	1:13.749	25.023	28.667	20.059	113.2	13:17.129
10	1:23.707	25.503	37.299	20.905	99.8	14:40.836
11	1:12.064	24.454	28.006	19.604	115.9	15:52.900
12	6:39.397 B	26.857	35.326	5:37.214	20.9	22:32.297
13	1:27.746	35.116	32.368	20.262	95.2	24:00.043

6 Maximilian GÜNTHER — DEU
GEOX DRAGON — Penske EV-3

Lap	Time	Sector 1	Sector 2	Sector 3	Kph	Elapsed
1	2:43.975	1:41.002	35.967	27.006	50.9	2:43.975
2	1:27.249	30.219	34.511	22.519	95.7	4:11.224
3	1:12.316	24.518	28.017	19.781	115.5	5:23.540
4	1:18.274	25.721	32.503	20.050	106.7	6:41.814
5	1:14.922	25.577	29.078	20.267	111.5	7:56.736
6	1:14.755	25.421	29.233	20.101	111.7	9:11.491
7	5:20.325 B	25.333	28.926	4:26.066	26.1	14:31.816
8	1:29.095	37.794	29.912	21.389	93.7	16:00.911
9	9:10.204 B	23.874	27.637	8:18.693	15.2	25:11.115
10	1:38.619	39.668	36.992	21.959	84.7	26:49.734
11	1:11.269	24.155	27.693	19.421	117.2	28:01.003
12	1:48.450 B	26.193	29.539	52.718	77.0	29:49.453
13	1:36.574	43.049	31.280	22.245	86.5	31:26.027

7 José Maria LOPEZ — ARG
GEOX DRAGON — Penske EV-3

Lap	Time	Sector 1	Sector 2	Sector 3	Kph	Elapsed
1	2:31.906	1:37.856	32.594	21.456	55.0	2:31.906
2	1:12.769	24.728	27.979	20.062	114.8	3:44.675
3	1:20.128	28.668	30.480	20.980	104.2	5:04.803
4	1:15.618	25.428	29.657	20.533	110.4	6:20.421
5	1:14.742	25.376	29.165	20.201	111.7	7:35.163
6	1:15.336	25.518	29.133	20.685	110.9	8:50.499
7	1:14.762	25.643	29.061	20.058	111.7	10:05.261
8	1:22.850	28.810	32.785	21.255	100.8	11:28.111
9	1:12.383	24.597	28.101	19.685	115.4	12:40.494
10	6:18.915 B	31.142	39.196	5:08.577	22.0	18:59.409
11	1:33.430	36.639	33.646	23.145	89.4	20:32.839
12	1:12.293	24.155	28.676	19.462	115.5	21:45.132
13	4:25.286 B	30.777	30.116	3:24.393	31.5	26:10.418
14	1:37.864	38.137	36.169	23.558	85.3	27:48.282
15	1:27.027	28.543	33.342	25.142	96.0	29:15.309
16	1:10.737	23.941	27.612	19.184	118.1	30:26.046

8 Tom DILLMANN — FRA
NIO Formula E Team — NIO Sport 004

Lap	Time	Sector 1	Sector 2	Sector 3	Kph	Elapsed
1	2:09.451	1:11.865	34.239	23.347	64.5	2:09.451
2	1:27.683	28.886	33.153	25.644	95.3	3:37.134
3	1:12.496	24.529	28.328	19.639	115.2	4:49.630
4	1:29.493	31.447	37.432	20.614	93.3	6:19.123
5	1:12.683	24.441	28.539	19.703	114.9	7:31.806
6	7:47.358 B	29.408	33.874	6:44.076	17.9	15:19.164
7	1:29.399	35.435	31.883	22.081	93.4	16:48.563
8	1:18.841	26.984	31.512	20.345	105.9	18:07.404
9	1:11.993	24.534	28.016	19.443	116.0	19:19.397
10	7:55.898 B	27.869	34.658	6:53.371	17.5	27:15.295
11	1:23.443	33.126	30.273	20.044	100.1	28:38.738
12	1:10.683	23.964	27.403	19.316	118.2	29:49.421

Title Partner Technical Partner Official Partners

FIA FORMULA E CHAMPIONSHIP 2018-19

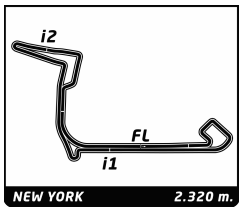

ABB FIA Formula E Championship

Round 12 - New York City ePrix

Free Practice 2

Analysis

Official Timekeeper TAGHeuer

250KW | 225KW | Personal Best | Session Best | **B** Crossing the finish line in pit lane

Lap	Time	Sector 1	Sector 2	Sector 3	Kph	Elapsed
13	1:34.151	30.652	37.625	25.874	88.7	31:23.572

11 Lucas DI GRASSI — BRA
Audi Sport Abt Schaeffler Formula E Te — Audi e-tron FE05

Lap	Time	Sector 1	Sector 2	Sector 3	Kph	Elapsed
1	2:39.133	1:45.412	31.404	22.317	52.5	2:39.133
2	1:17.722	25.987	30.411	21.324	107.5	3:56.855
3	1:11.066	24.027	27.603	19.436	117.5	5:07.921
4	1:30.675 B	25.504	28.338	36.833	92.1	6:38.596
5	7:21.015	6:30.548	29.682	20.785	18.9	13:59.611
6	1:11.670	24.246	27.816	19.608	116.5	15:11.281
7	1:29.023	29.222	36.771	23.030	93.8	16:40.304
8	1:11.657	24.274	27.876	19.507	116.6	17:51.961
9	1:32.766 B	27.326	29.799	35.641	90.0	19:24.727
10	4:49.066	3:55.360	31.595	22.111	28.9	24:13.793
11	1:20.917	27.190	33.265	20.462	103.2	25:34.710
12	1:11.014	24.243	27.493	19.278	117.6	26:45.724
13	1:29.494 B	25.394	28.475	35.625	93.3	28:15.218

16 Oliver TURVEY — GBR
NIO Formula E Team — NIO Sport 004

Lap	Time	Sector 1	Sector 2	Sector 3	Kph	Elapsed
1	2:24.004	1:22.081	36.738	25.185	58.0	2:24.004
2	1:20.538	28.696	30.984	20.858	103.7	3:44.542
3	1:26.690	29.901	32.986	23.803	96.3	5:11.232
4	1:12.589	24.692	28.216	19.681	115.1	6:23.821
5	1:24.506	29.078	33.309	22.119	98.8	7:48.327
6	1:12.285	24.413	28.131	19.741	115.5	9:00.612
7	5:14.446 B	28.353	33.636	4:12.457	26.6	14:15.058
8	1:31.888	35.302	34.046	22.540	90.9	15:46.946
9	1:21.435	27.985	31.995	21.455	102.6	17:08.381
10	1:11.409	24.140	27.827	19.442	117.0	18:19.790
11	7:03.132 B	28.963	34.832	5:59.337	19.7	25:22.922
12	1:37.805	40.705	33.676	23.424	85.4	27:00.727
13	1:20.362	28.188	30.697	21.477	103.9	28:21.089
14	1:11.747	24.194	28.163	19.390	116.4	29:32.836
15	1:29.625	29.553	33.886	26.186	93.2	31:02.461

17 Gary PAFFETT — GBR
HWA RACELAB — Venturi VFE05

Lap	Time	Sector 1	Sector 2	Sector 3	Kph	Elapsed
1	2:35.089	1:43.738	31.249	20.102	53.9	2:35.089
2	1:11.798	24.798	27.626	19.374	116.3	3:46.887
3	1:33.728	31.396	37.726	24.606	89.1	5:20.615
4	1:12.493	24.655	28.081	19.757	115.2	6:33.108
5	1:36.074	35.750	36.348	23.976	86.9	8:09.182
6	1:11.643	24.268	27.835	19.540	116.6	9:20.825
7	1:16.556	27.494	28.996	20.066	109.1	10:37.381
8	1:13.991	25.347	28.811	19.833	112.9	11:51.372
9	1:14.056	25.306	28.697	20.053	112.8	13:05.428
10	1:26.210	31.148	33.275	21.787	96.9	14:31.638
11	1:12.169	24.485	28.038	19.646	115.7	15:43.807
12	7:25.464 B	31.302	37.460	6:16.702	18.7	23:09.271
13	1:24.703	34.157	30.648	19.898	98.6	24:33.974
14	1:10.867	23.813	27.763	19.291	117.9	25:44.841
15	2:25.270 B	27.311	31.528	1:26.431	57.5	28:10.111
16	1:21.063	32.088	28.968	20.007	103.0	29:31.174
17	1:12.092	24.529	28.030	19.533	115.9	30:43.266

19 Felipe MASSA — BRA
Venturi Formula E Team — Venturi VFE05

Lap	Time	Sector 1	Sector 2	Sector 3	Kph	Elapsed
1	2:38.353	1:38.937	35.799	23.617	52.7	2:38.353
2	1:11.600	24.491	27.725	19.384	116.6	3:49.953
3	1:36.838	35.803	39.558	21.477	86.2	5:26.791
4	1:11.742	24.291	27.753	19.698	116.4	6:38.533
5	1:35.818	34.044	39.771	22.003	87.2	8:14.351
6	1:11.864	24.164	28.123	19.577	116.2	9:26.215
7	1:44.270	33.780	46.227	24.263	80.1	11:10.485
8	1:24.642	30.688	33.526	20.428	98.7	12:35.127
9	1:14.802	25.666	28.961	20.175	111.7	13:49.929
10	1:13.926	25.183	28.810	19.933	113.0	15:03.855
11	1:14.253	25.575	28.698	19.980	112.5	16:18.108
12	1:13.460	25.033	28.617	19.810	113.7	17:31.568
13	5:11.918 B	24.807	28.438	4:18.673	26.8	22:43.486
14	1:35.693	36.728	35.602	23.363	87.3	24:19.179
15	1:10.460	23.738	27.620	19.102	118.5	25:29.639
16	1:40.255	33.395	43.706	23.154	83.3	27:09.894
17	1:12.315	24.487	27.844	19.984	115.5	28:22.209
18	1:23.270	28.706	33.318	21.246	100.3	29:45.479
19	1:11.870	24.394	27.886	19.590	116.2	30:57.349

20 Mitch EVANS — NZL
Panasonic Jaguar Racing — Jaguar I-Type III

Lap	Time	Sector 1	Sector 2	Sector 3	Kph	Elapsed
1	2:20.486	1:19.233	36.946	24.307	59.5	2:20.486
2	1:12.521	24.687	27.992	19.842	115.2	3:33.007
3	1:28.857	29.909	36.124	22.824	94.0	5:01.864
4	1:11.408	24.151	27.772	19.485	117.0	6:13.272
5	7:00.129 B	25.142	28.977	6:06.010	19.9	13:13.401
6	1:39.364	38.523	37.002	23.839	84.1	14:52.765
7	1:24.369	28.953	33.029	22.387	99.0	16:17.134
8	1:10.510	23.744	27.379	19.387	118.5	17:27.644
9	7:25.452 B	27.463	29.066	6:28.923	18.7	24:53.096
10	1:33.979	37.113	34.743	22.123	88.9	26:27.075
11	1:16.780	25.627	30.383	20.770	108.8	27:43.855
12	1:33.015	23.801	45.929	23.285	89.8	29:16.870
13	1:11.822	24.391	27.950	19.481	116.3	30:28.692

22 Oliver ROWLAND — GBR
Nissan e.dams — Nissan IM01

Lap	Time	Sector 1	Sector 2	Sector 3	Kph	Elapsed
1	2:01.824	1:05.318	34.459	22.047	68.6	2:01.824
2	1:26.161	30.192	32.531	23.438	96.9	3:27.985
3	1:12.101	24.608	27.962	19.531	115.8	4:40.086
4	1:17.016	26.952	29.939	20.125	108.4	5:57.102
5	1:14.049	25.221	28.864	19.964	112.8	7:11.151
6	1:13.497	24.892	28.633	19.972	113.6	8:24.648
7	1:16.282	25.362	29.551	21.369	109.5	9:40.930
8	1:13.544	24.841	28.657	20.046	113.6	10:54.474
9	1:27.979	29.397	35.860	22.722	94.9	12:22.453
10	1:12.048	24.386	28.012	19.650	115.9	13:34.501
11	1:20.205	25.977	32.452	21.776	104.1	14:54.706
12	1:11.751	24.333	27.888	19.530	116.4	16:06.457
13	2:37.772 B	25.430	30.322	1:42.020	52.9	18:44.229
14	1:27.795	35.954	31.437	20.404	95.1	20:12.024
15	1:10.943	24.218	27.478	19.247	117.7	21:22.967
16	5:24.967 B	25.834	30.424	4:28.709	25.7	26:47.934

Title Partner Technical Partner Official Partners
ABB MICHELIN TAG Heuer DHL SAUDIA Allianz BOSCH Heineken enel x BOSS modis ANTOFAGASTA MINERALS

FIA FORMULA E CHAMPIONSHIP 2018-19

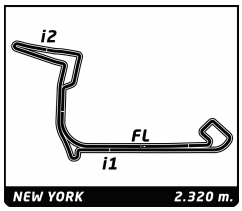

ABB FIA Formula E Championship

Round 12 - New York City ePrix

Free Practice 2

Analysis

Official Timekeeper TAGHeuer

250KW 225KW Personal Best Session Best **B** Crossing the finish line in pit lane

Lap	Time		Sector 1	Sector 2	Sector 3	Kph	Elapsed
17	1:36.727		37.755	34.261	24.711	86.3	28:24.661
18	1:23.998		28.723	33.987	21.288	99.4	29:48.659
19	1:09.695		23.795	26.924	18.976	119.8	30:58.354

23 Sébastien BUEMI — CHE
Nissan e.dams — Nissan IM01

Lap	Time		Sector 1	Sector 2	Sector 3	Kph	Elapsed
1	1:55.961		58.512	34.987	22.462	72.0	1:55.961
2	1:18.046		27.011	30.344	20.691	107.0	3:14.007
3	1:11.706		24.421	27.651	19.634	116.5	4:25.713
4	1:25.967		30.379	34.742	20.846	97.2	5:51.680
5	1:13.193		25.022	28.178	19.993	114.1	7:04.873
6	1:13.174		24.983	28.199	19.992	114.1	8:18.047
7	1:12.863		24.782	28.120	19.961	114.6	9:30.910
8	2:05.728 B		25.303	29.811	1:10.614	66.4	11:36.638
9	1:26.170		33.053	31.409	21.708	96.9	13:02.808
10	1:11.404		24.365	27.480	19.559	117.0	14:14.212
11	1:24.491		30.342	33.324	20.825	98.9	15:38.703
12	1:10.959		24.153	27.411	19.395	117.7	16:49.662
13	5:24.898 B		28.983	34.087	4:21.828	25.7	22:14.560
14	1:33.272		34.511	34.710	24.051	89.5	23:47.832
15	1:21.206		28.003	31.664	21.539	102.8	25:09.038
16	1:09.836		23.733	26.946	19.157	119.6	26:18.874
17	2:49.590 B		26.696	29.868	1:53.026	49.2	29:08.464
18	1:40.016		42.566	34.749	22.701	83.5	30:48.480

25 Jean-Eric VERGNE — FRA
DS TECHEETAH — DS E-TENSE FE19

Lap	Time		Sector 1	Sector 2	Sector 3	Kph	Elapsed
1	1:43.233		45.672	33.884	23.677	80.9	1:43.233
2	1:11.230		24.181	27.674	19.375	117.3	2:54.463
3	1:26.254		27.928	36.271	22.055	96.8	4:20.717
4	1:13.328		25.370	28.229	19.729	113.9	5:34.045
5	1:13.469		25.153	28.529	19.787	113.7	6:47.514
6	1:13.885		25.197	28.622	20.066	113.0	8:01.399
7	1:12.561		24.702	28.051	19.808	115.1	9:13.960
8	1:16.278		24.444	27.961	23.873	109.5	10:30.238
9	1:28.844 B		24.431	27.766	36.647	94.0	11:59.082
10	4:57.738		4:01.677	33.688	22.373	28.1	16:56.820
11	1:11.405		24.257	27.717	19.431	117.0	18:08.225
12	1:28.555		31.199	35.697	21.659	94.3	19:36.780
13	1:11.389		24.232	27.664	19.493	117.0	20:48.169
14	1:31.426 B		25.973	29.118	36.335	91.4	22:19.595
15	4:52.974		3:59.396	31.422	22.156	28.5	27:12.569
16	1:37.691 B		23.631	27.126	46.934	85.5	28:50.260

27 Alexander SIMS — GBR
BMW i ANDRETTI MOTORSPORT — BMW iFE.18

Lap	Time		Sector 1	Sector 2	Sector 3	Kph	Elapsed
1	2:15.688		1:15.146	34.616	25.926	61.6	2:15.688
2	1:25.852		28.106	35.793	21.953	97.3	3:41.540
3	1:11.807		24.366	27.970	19.471	116.3	4:53.347
4	5:42.216 B		26.853	30.860	4:44.503	24.4	10:35.563
5	1:32.518		34.466	34.735	23.317	90.3	12:08.081
6	1:16.033		26.639	29.942	19.452	109.8	13:24.114
7	1:11.117		24.068	27.892	19.157	117.4	14:35.231
8	1:22.760		27.005	34.808	20.947	100.9	15:57.991
9	5:07.258 B		24.203	28.213	4:14.842	27.2	21:05.249
10	1:23.537		35.137	28.980	19.420	100.0	22:28.786
11	1:09.899		23.606	27.329	18.964	119.5	23:38.685
12	5:43.232 B		26.078	31.021	4:46.133	24.3	29:21.917
13	1:53.987		49.269	39.157	25.561	73.3	31:15.904

28 Antonio Felix DA COSTA — PRT
BMW i ANDRETTI MOTORSPORT — BMW iFE.18

Lap	Time		Sector 1	Sector 2	Sector 3	Kph	Elapsed
1	5:49.701		4:51.295	33.628	24.778	23.9	5:49.701
2	1:19.856		28.137	30.842	20.877	104.6	7:09.557
3	1:10.598		23.849	27.385	19.364	118.3	8:20.155
4	1:28.273		31.212	36.106	20.955	94.6	9:48.428
5	1:11.571		24.252	27.883	19.436	116.7	10:59.999
6	1:28.660		31.561	35.819	21.280	94.2	12:28.659
7	1:11.894		24.179	28.273	19.442	116.2	13:40.553
8	5:12.545 B		25.207	32.983	4:14.355	26.7	18:53.098
9	1:34.024		38.936	32.182	22.906	88.8	20:27.122
10	1:19.978		26.962	32.694	20.322	104.4	21:47.100
11	1:09.778		23.668	27.256	18.854	119.7	22:56.878
12	1:28.118		26.158	40.752	21.208	94.8	24:24.996
13	1:11.804		24.165	27.983	19.656	116.3	25:36.800
14	4:06.714 B		25.445	29.357	3:11.912	33.9	29:43.514
15	3:00.683		59.355	44.055	1:17.273	46.2	32:44.197

36 André LOTTERER — DEU
DS TECHEETAH — DS E-TENSE FE19

Lap	Time		Sector 1	Sector 2	Sector 3	Kph	Elapsed
1	1:38.787		43.362	32.269	23.156	84.5	1:38.787
2	1:11.833		24.538	27.898	19.397	116.3	2:50.620
3	1:27.922		29.715	36.232	21.975	95.0	4:18.542
4	1:13.236		25.108	28.443	19.685	114.0	5:31.778
5	1:13.474		25.291	28.348	19.835	113.7	6:45.252
6	1:34.593		30.946	40.098	23.549	88.3	8:19.845
7	1:18.706		26.481	31.454	20.771	106.1	9:38.551
8	1:11.542		24.183	27.697	19.662	116.7	10:50.093
9	1:30.720		29.428	36.830	24.462	92.1	12:20.813
10	1:11.724		24.336	27.868	19.520	116.4	13:32.537
11	1:27.652 B		24.261	27.786	35.605	95.3	15:00.189
12	4:25.845		3:25.068	37.344	23.433	31.4	19:26.034
13	1:11.488		24.155	27.884	19.449	116.8	20:37.522
14	1:13.196		24.688	28.685	19.823	114.1	21:50.718
15	1:28.981 B		25.151	28.447	35.383	93.9	23:19.699
16	4:39.466		3:40.475	36.261	22.730	29.9	27:59.165
17	1:11.445		23.553	27.891	20.001	116.9	29:10.610
18	1:41.684 B		27.597	34.405	39.682	82.1	30:52.294

48 Edoardo MORTARA — CHE
Venturi Formula E Team — Venturi VFE05

Lap	Time		Sector 1	Sector 2	Sector 3	Kph	Elapsed
1	3:08.505		2:04.674	39.537	24.294	44.3	3:08.505
2	1:24.892		30.751	33.111	21.030	98.4	4:33.397
3	1:13.960		24.197	30.019	19.744	112.9	5:47.357
4	1:26.749		30.959	34.593	21.197	96.3	7:14.106
5	1:14.569		25.249	29.134	20.186	112.0	8:28.675
6	1:14.247		25.123	29.031	20.093	112.5	9:42.922
7	1:13.790		25.087	28.676	20.027	113.2	10:56.712
8	1:13.982		25.063	28.746	20.173	112.9	12:10.694
9	1:33.042		30.576	40.258	22.208	89.8	13:43.736
10	1:12.418		24.379	28.222	19.817	115.3	14:56.154
11	1:29.030		29.547	38.473	21.010	93.8	16:25.184
12	1:11.936		24.209	28.064	19.663	116.1	17:37.120
13	1:29.314		30.879	36.476	21.959	93.5	19:06.434

Title Partner Technical Partner Official Partners

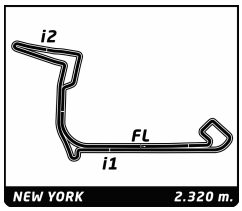

ABB FIA Formula E Championship
Round 12 - New York City ePrix
Free Practice 2

Analysis

Official Timekeeper TAGHeuer

250KW 225KW Personal Best Session Best **B** Crossing the finish line in pit lane

Lap	Time		Sector 1	Sector 2	Sector 3	Kph	Elapsed
14	1:12.089		24.517	28.059	19.513	115.9	20:18.523
15	7:30.091 B		24.316	28.028	6:37.747	18.6	27:48.614
16	1:29.888	🟥	35.045	31.756	23.087	92.9	29:18.502
17	1:10.619	🟥	23.872	27.480	19.267	118.3	30:29.121

64 Jérôme D'AMBROSIO — BEL
MAHINDRA RACING — Mahindra M5Electro

Lap	Time		Sector 1	Sector 2	Sector 3	Kph	Elapsed
1	3:32.368	🟥/🟨	2:33.584	34.577	24.207	39.3	3:32.368
2	1:11.226	🟥	24.224	27.484	19.518	117.3	4:43.594
3	1:25.863	🟥/🟨	27.949	35.800	22.114	97.3	6:09.457
4	1:31.104		24.313	41.631	25.160	91.7	7:40.561
5	1:11.741		24.276	27.906	19.559	116.4	8:52.302
6	1:23.988		27.757	34.582	21.649	99.4	10:16.290
7	5:53.932 B		24.454	27.856	5:01.622	23.6	16:10.222
8	1:39.444		47.180	31.404	20.860	84.0	17:49.666
9	1:11.649		24.215	27.746	19.688	116.6	19:01.315
10	4:23.452 B		24.292	27.740	3:31.420	31.7	23:24.767
11	1:22.080	🟥	33.036	29.222	19.822	101.8	24:46.847
12	1:10.284	🟥	23.957	27.190	19.137	118.8	25:57.131
13	3:20.047 B	🟥	25.484	28.291	2:26.272	41.8	29:17.178
14	1:24.050		35.697	28.416	19.937	99.4	30:41.228

66 Daniel ABT — DEU
Audi Sport Abt Schaeffler Formula E Te — Audi e-tron FE05

Lap	Time		Sector 1	Sector 2	Sector 3	Kph	Elapsed
1	1:35.274		39.270	33.606	22.398	87.7	1:35.274
2	1:24.907		26.992	34.945	22.970	98.4	3:00.181
3	1:13.359		24.650	28.522	20.187	113.9	4:13.540
4	1:15.520		25.630	29.111	20.779	110.6	5:29.060
5	1:14.209		25.192	28.915	20.102	112.5	6:43.269
6	1:14.473		25.256	28.925	20.292	112.1	7:57.742
7	1:31.913 B		25.824	28.600	37.489	90.9	9:29.655
8	2:10.376	🟨	1:13.110	35.501	21.765	64.1	11:40.031
9	1:10.817	🟨	23.905	27.545	19.367	117.9	12:50.848
10	1:31.514 B	🟨	24.879	30.877	35.758	91.3	14:22.362
11	12:15.256	🟥	...	32.350	22.084	11.4	26:37.618
12	1:11.065	🟥	23.896	27.466	19.703	117.5	27:48.683
13	1:23.177	🟥	25.685	35.398	22.094	100.4	29:11.860
14	1:13.049		24.757	28.376	19.916	114.3	30:24.909

94 Pascal WEHRLEIN — DEU
MAHINDRA RACING — Mahindra M5Electro

Lap	Time		Sector 1	Sector 2	Sector 3	Kph	Elapsed
1	1:49.849	🟨	52.149	32.111	25.589	76.0	1:49.849
2	1:11.632	🟨	24.596	27.615	19.421	116.6	3:01.481
3	1:27.052	🟨	31.177	34.714	21.161	95.9	4:28.533
4	1:12.110		24.674	27.851	19.585	115.8	5:40.643
5	1:41.954		37.434	42.842	21.678	81.9	7:22.597
6	1:16.538		25.746	30.415	20.377	109.1	8:39.135
7	1:12.025		24.448	27.944	19.633	116.0	9:51.160
8	1:28.072		32.980	34.626	20.466	94.8	11:19.232
9	1:12.124		24.541	27.901	19.682	115.8	12:31.356
10	1:25.388		32.091	33.253	20.044	97.8	13:56.744
11	1:12.447		24.568	28.235	19.644	115.3	15:09.191
12	1:12.247		24.482	28.044	19.721	115.6	16:21.438
13	9:44.094 B		24.358	28.062	8:51.674	14.3	26:05.532
14	1:24.112	🟥	34.684	29.533	19.895	99.3	27:29.644
15	1:10.149	🟥	23.846	27.154	19.149	119.1	28:39.793

Title Partner Technical Partner Official Partners
ABB MICHELIN TAG HEUER DHL SAUDIA Allianz BOSCH Heineken enel x BOSS modis ANTOFAGASTA MINERALS

FIA FORMULA E CHAMPIONSHIP 2018-19

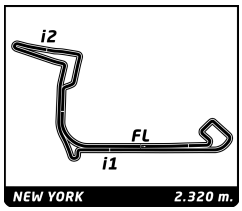

Round 12 - New York City ePrix

ABB FIA Formula E Championship

Free Practice 2

Weather Report

Official Timekeeper TAGHeuer

Air Temperature

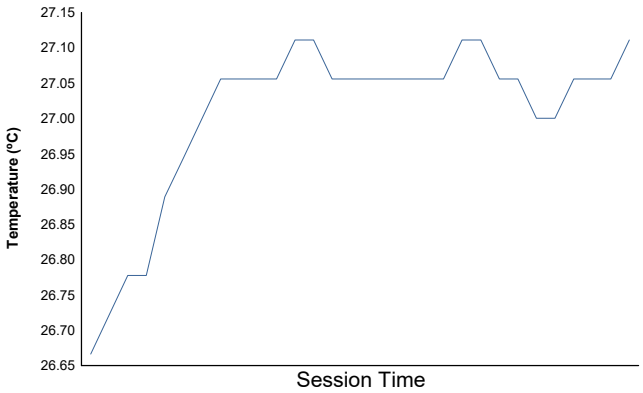

Track Temperature

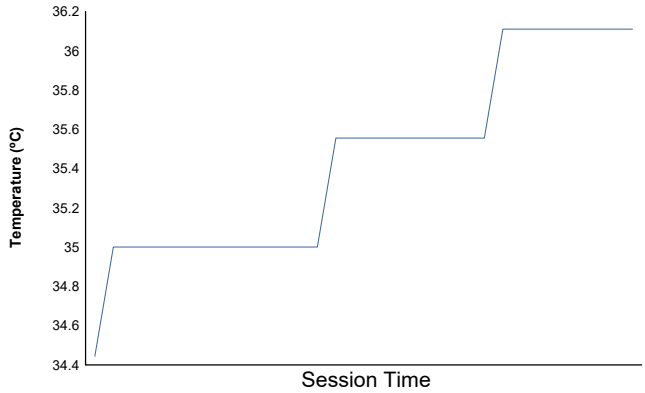

Humidity

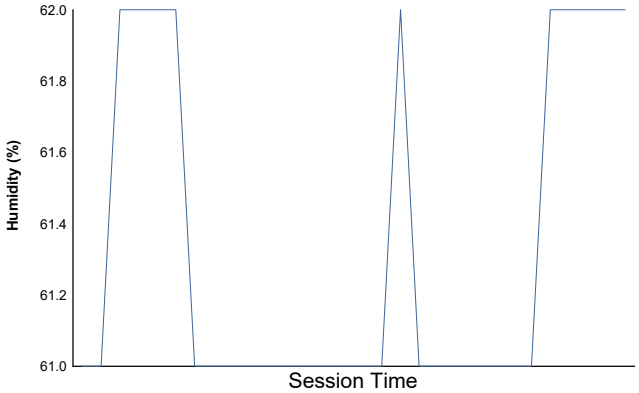

Pressure

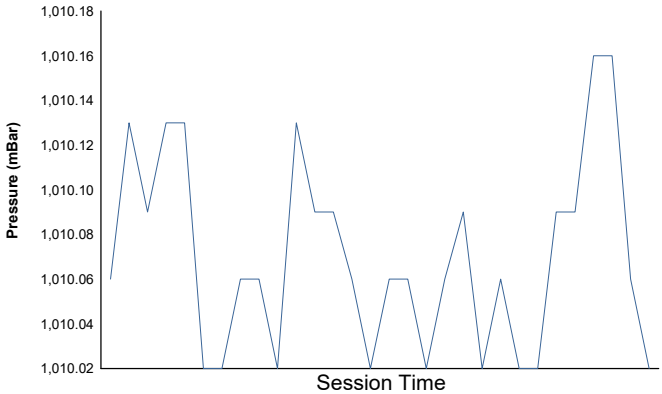

Wind Speed

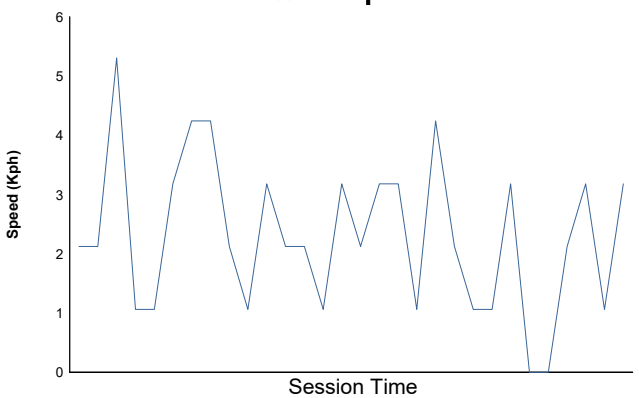

Wind direction

North = 0º/360º Est = 90º South = 180º West= 270º

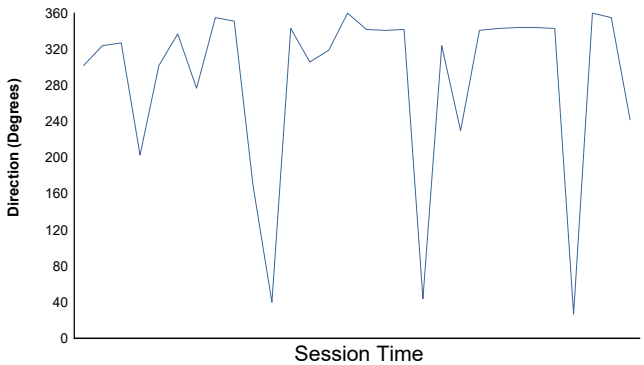

Track Status: **DRY**

Title Partner Technical Partner Official Partners

FIA FORMULA E CHAMPIONSHIP 2018-19

Doc No. Date: 13/07/2019 Posted at:

ABB FIA FORMULA E CHAMPIONSHIP

Round 12 - New York City ePrix - Qualifying Group 1

CLASSIFICATION

Official Timekeeper: TAGHeuer

POS	NO	DRIVER	NAT	TEAM	CAR	TIME	LAP	TOTAL	GAP		KPH
1	28	**Antonio Felix DA COSTA**	PRT	BMW i ANDRETTI MOTORSPORT	BMW iFE.18	**1:10.845**	3	3	-	-	**117.9**
2	25	**Jean-Eric VERGNE**	FRA	DS TECHEETAH	DS E-TENSE FE19	**1:10.933**	2	2	+0.088	+0.088	**117.7**
3	20	**Mitch EVANS**	NZL	Panasonic Jaguar Racing	Jaguar I-Type III	**1:11.065**	3	3	+0.220	+0.132	**117.5**
4	11	**Lucas DI GRASSI**	BRA	Audi Sport Abt Schaeffler Formula E Team	Audi e-tron FE05	**1:11.080**	3	3	+0.235	+0.015	**117.5**
5	36	**André LOTTERER**	DEU	DS TECHEETAH	DS E-TENSE FE19	**1:11.222**	2	2	+0.377	+0.142	**117.3**

FASTEST LAP

28	**Antonio Felix DA COSTA**	PRT	BMW i ANDRETTI MOTORSPORT	BMW iFE.18	1:10.845 on Lap 3	117.9 Kph

Clerk of the Course:
James Foyle

Timekeeper:
Lleó Batlles

Series Partners:

Title Partner Technical Partner Official Partners

No part of these results/data may be reproduced, stored in a retrieval system or transmitted in any form or by any means electronic, mechanical, photocopying, recording, broadcasting or otherwise without prior permission of the copyright holder except for reproduction in local/national/international daily press and regular printed publications on sale to the public within 90 days of the event to which the results/data relate and provided that the copyright symbol appears together with the name of the copyright holder.

The FÉDÉRATION INTERNATIONALE DE L'AUTOMOBILE logo, FÉDÉRATION INTERNATIONALE DE L'AUTOMOBILE, FIA logo, FIA, FIA FORMULA-E CHAMPIONSHIP, FIA FORMULA-E CHAMPIONSHIP logo and related marks are protectedtrademarks of the Fédération Internationale de l'Automobile (FIA), Chemin de Blandonnet 2, 1214 Vernier, Switzerland.

©2019, Fédération Internationale de l'Automobile (FIA)

FIA FORMULA E CHAMPIONSHIP 2018-19

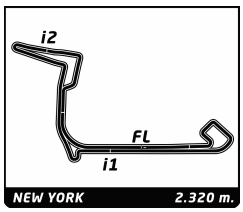

ABB FIA Formula E Championship

Round 12 - New York City ePrix

Qualifying Group 1

Best Sector Times

Official Timekeeper TAGHeuer

	SECTOR 1		SECTOR 2		SECTOR 3	
Pos	Driver	Time	Driver	Time	Driver	Time
1	25 J.VERGNE	23.899	25 J.VERGNE	27.519	28 A.DA COSTA	19.179
2	28 A.DA COSTA	24.037	28 A.DA COSTA	27.629	20 M.EVANS	19.196
3	36 A.LOTTERER	24.093	11 L.DI GRASSI	27.655	11 L.DI GRASSI	19.251
4	20 M.EVANS	24.163	20 M.EVANS	27.706	36 A.LOTTERER	19.390
5	11 L.DI GRASSI	24.174	36 A.LOTTERER	27.739	25 J.VERGNE	19.515

Pos	Driver	Ideal Lap	Best Lap	
1	28 A.DA COSTA	1:10.845	1:10.845	(1)
2	25 J.VERGNE	1:10.933	1:10.933	(2)
3	20 M.EVANS	1:11.065	1:11.065	(3)
4	11 L.DI GRASSI	1:11.080	1:11.080	(4)
5	36 A.LOTTERER	1:11.222	1:11.222	(5)

Title Partner Technical Partner Official Partners

FIA FORMULA E CHAMPIONSHIP 2018-19

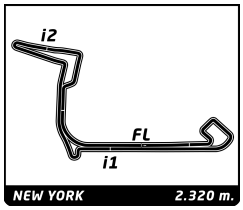

ABB FIA Formula E Championship

Round 12 - New York City ePrix

Qualifying Group 1

Fastest Lap Sequence

Official Timekeeper TAGHeuer

Practice Time	Driver	Team	Car	Time	Kph	Lap
5:45.989	28 Antonio Felix DA COSTA	BMW i ANDRETTI MOTORSPORT	BMW iFE.18	**1:18.264**	106.7	2
5:55.804	20 Mitch EVANS	Panasonic Jaguar Racing	Jaguar I-Type III	**1:17.960**	107.1	2
5:57.775	36 André LOTTERER	DS TECHEETAH	DS E-TENSE FE19	**1:11.222**	117.3	2
6:00.652	25 Jean-Eric VERGNE	DS TECHEETAH	DS E-TENSE FE19	**1:10.933**	117.7	2
6:56.834	28 Antonio Felix DA COSTA	BMW i ANDRETTI MOTORSPORT	BMW iFE.18	**1:10.845**	117.9	3

Title Partner Technical Partner Official Partners

FIA FORMULA E CHAMPIONSHIP 2018-19

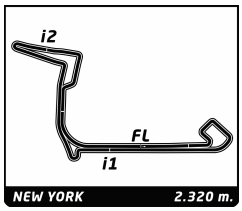

ABB FIA Formula E Championship

Round 12 - New York City ePrix

Qualifying Group 1

Analysis

Official Timekeeper TAGHeuer

250KW 225KW Personal Best Session Best **B** Crossing the finish line in pit lane

11 Lucas DI GRASSI — BRA

Audi Sport Abt Schaeffler Formula E Te — Audi e-tron FE05

Lap	Time	Sector 1	Sector 2	Sector 3	Kph	Elapsed
1	4:41.539	3:43.918	34.934	22.687	29.7	4:41.539
2	1:17.591	26.042	31.188	20.361	107.6	5:59.130
3	1:11.080	24.174	27.655	19.251	117.5	7:10.210

20 Mitch EVANS — NZL

Panasonic Jaguar Racing — Jaguar I-Type III

Lap	Time	Sector 1	Sector 2	Sector 3	Kph	Elapsed
1	4:37.844	3:37.654	35.698	24.492	30.1	4:37.844
2	1:17.960	26.490	30.791	20.679	107.1	5:55.804
3	1:11.065	24.163	27.706	19.196	117.5	7:06.869

25 Jean-Eric VERGNE — FRA

DS TECHEETAH — DS E-TENSE FE19

Lap	Time	Sector 1	Sector 2	Sector 3	Kph	Elapsed
1	4:49.719	3:50.045	34.543	25.131	28.8	4:49.719
2	1:10.933	23.899	27.519	19.515	117.7	6:00.652

28 Antonio Felix DA COSTA — PRT

BMW i ANDRETTI MOTORSPORT — BMW iFE.18

Lap	Time	Sector 1	Sector 2	Sector 3	Kph	Elapsed
1	4:27.725	3:30.619	33.642	23.464	31.2	4:27.725
2	1:18.264	27.716	30.393	20.155	106.7	5:45.989
3	1:10.845	24.037	27.629	19.179	117.9	6:56.834

36 André LOTTERER — DEU

DS TECHEETAH — DS E-TENSE FE19

Lap	Time	Sector 1	Sector 2	Sector 3	Kph	Elapsed
1	4:46.553	3:48.287	34.271	23.995	29.1	4:46.553
2	1:11.222	24.093	27.739	19.390	117.3	5:57.775

Title Partner Technical Partner Official Partners

FIA FORMULA E CHAMPIONSHIP 2018-19

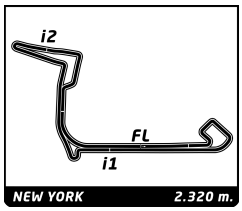

Round 12 - New York City ePrix

ABB FIA Formula E Championship

Qualifying Group 1

Weather Report

Official Timekeeper TAGHeuer

Air Temperature

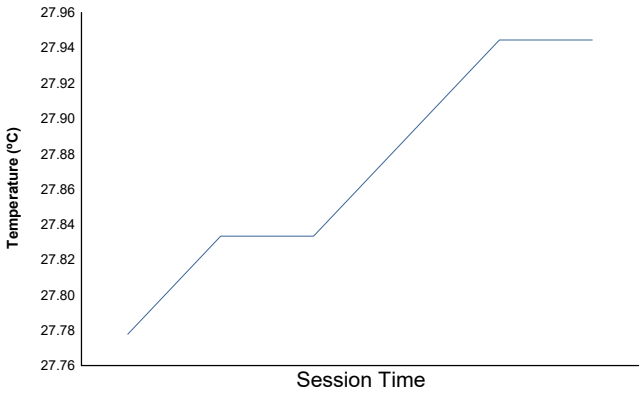

Track Temperature

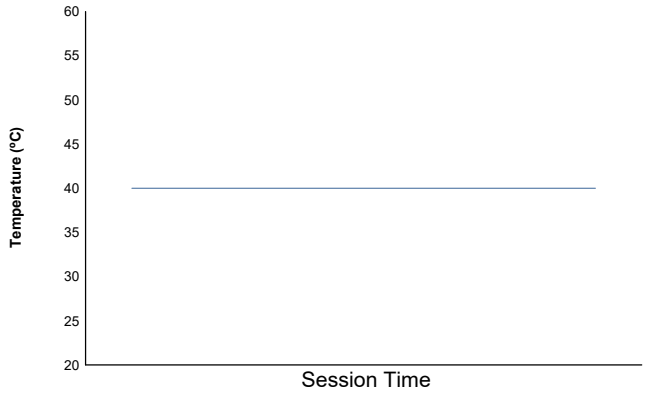

Humidity

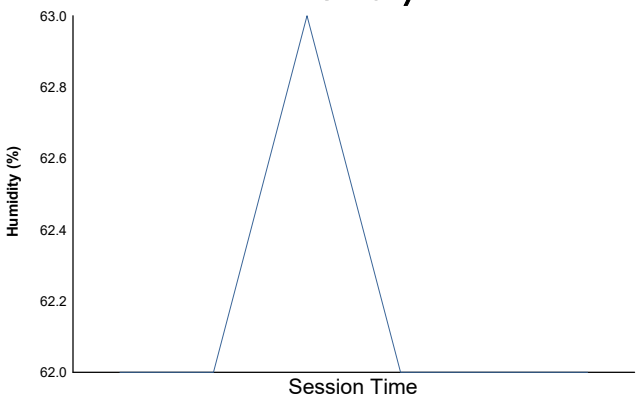

Pressure

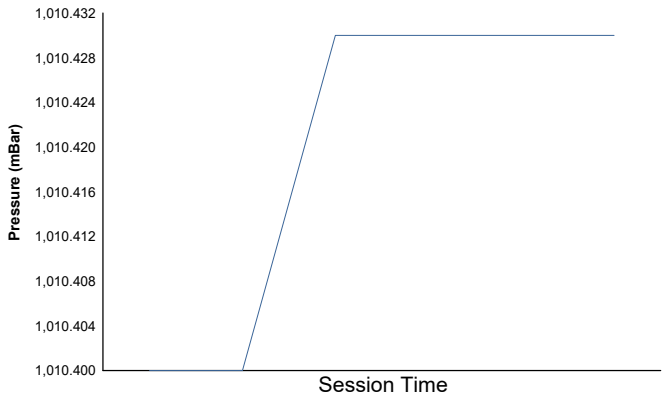

Wind Speed

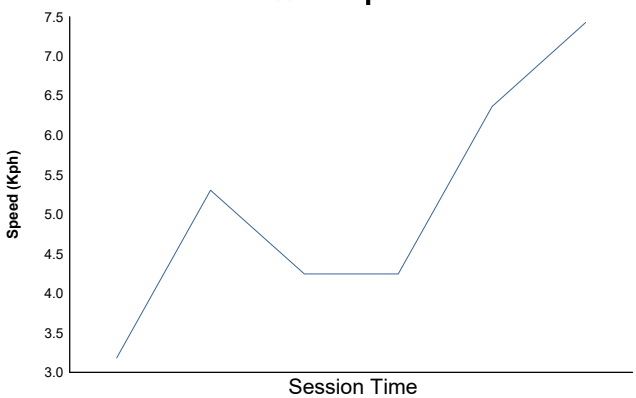

Wind direction

North = 0º/360º Est = 90º South = 180º West= 270º

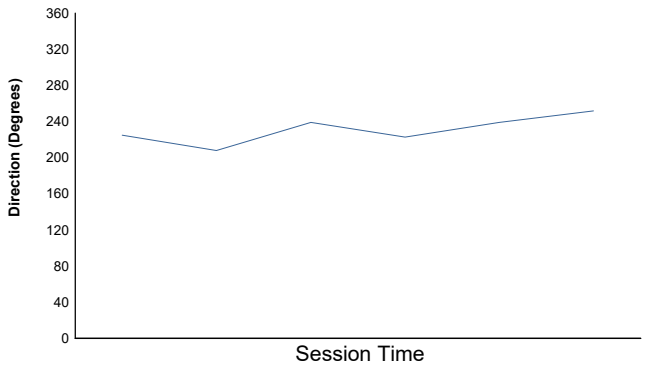

Track Status: **DRY**

Title Partner Technical Partner Official Partners

FIA FORMULA E CHAMPIONSHIP 2018-19

Doc No. Date: 13/07/2019 Posted at:

ABB FIA FORMULA E CHAMPIONSHIP

Round 12 - New York City ePrix - Qualifying Group 2

CLASSIFICATION

Official Timekeeper: TAGHeuer

POS	NO	DRIVER	NAT	TEAM	CAR	TIME	LAP	TOTAL	GAP		KPH
1	23	**Sébastien BUEMI**	CHE	Nissan e.dams	Nissan IM01	**1:10.556**	3	3	-	-	**118.4**
2	2	**Sam BIRD**	GBR	Envision Virgin Racing	Audi e-tron FE05	**1:10.588**	2	2	+0.032	+0.032	**118.3**
3	66	**Daniel ABT**	DEU	Audi Sport Abt Schaeffler Formula E Team	Audi e-tron FE05	**1:10.761**	3	3	+0.205	+0.173	**118.0**
4	4	**Robin FRIJNS**	NLD	Envision Virgin Racing	Audi e-tron FE05	**1:10.854**	2	2	+0.298	+0.093	**117.9**

MAX. QUAL. TIME: 1:17.611

	64	**Jérôme D'AMBROSIO**	BEL	MAHINDRA RACING	Mahindra M5Electro	**1:18.262**	2	3			**106.7**

FASTEST LAP

23	**Sébastien BUEMI**	CHE	Nissan e.dams	Nissan IM01	1:10.556 on Lap 3		118.4 Kph

Clerk of the Course:
James Foyle

Timekeeper:
Lleó Batlles

Series Partners:

Title Partner Technical Partner Official Partners

No part of these results/data may be reproduced, stored in a retrieval system or transmitted in any form or by any means electronic, mechanical, photocopying, recording, broadcasting or otherwise without prior permission of the copyright holder except for reproduction in local/national/international daily press and regular printed publications on sale to the public within 90 days of the event to which the results/data relate and provided that the copyright symbol appears together with the name of the copyright holder.

The FÉDÉRATION INTERNATIONALE DE L'AUTOMOBILE logo, FÉDÉRATION INTERNATIONALE DE L'AUTOMOBILE, FIA logo, FIA, FIA FORMULA-E CHAMPIONSHIP, FIA FORMULA-E CHAMPIONSHIP logo and related marks are protectedtrademarks of the Fédération Internationale de l'Automobile (FIA), Chemin de Blandonnet 2, 1214 Vernier, Switzerland.

©2019, Fédération Internationale de l'Automobile (FIA)

FIA FORMULA E CHAMPIONSHIP 2018-19

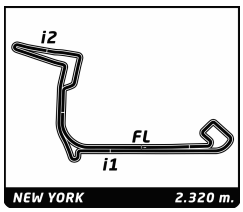

ABB FIA Formula E Championship

Round 12 - New York City ePrix

Qualifying Group 2

Best Sector Times

Official Timekeeper TAGHeuer

	SECTOR 1			SECTOR 2			SECTOR 3							
Pos		Driver	Time		Driver	Time		Driver	Time	Pos		Driver	Ideal Lap	Best Lap	
1	23	S.BUEMI	23.894	23	S.BUEMI	27.222	2	S.BIRD	19.136	1	23	S.BUEMI	1:10.556	1:10.556	(1)
2	2	S.BIRD	23.927	66	D.ABT	27.477	66	D.ABT	19.347	2	2	S.BIRD	1:10.588	1:10.588	(2)
3	66	D.ABT	23.937	4	R.FRIJNS	27.500	4	R.FRIJNS	19.375	3	66	D.ABT	1:10.761	1:10.761	(3)
4	4	R.FRIJNS	23.979	2	S.BIRD	27.525	23	S.BUEMI	19.440	4	4	R.FRIJNS	1:10.854	1:10.854	(4)
5	64	J.D'AMBROSIO	25.202	64	J.D'AMBROSIO	28.536	64	J.D'AMBROSIO	20.114	5	64	J.D'AMBROSIO	1:13.852	1:18.262	(5)

Title Partner Technical Partner Official Partners

FIA FORMULA E CHAMPIONSHIP 2018-19

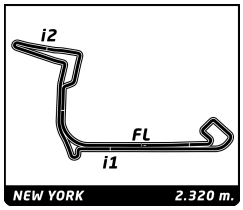

ABB FIA Formula E Championship

Round 12 - New York City ePrix

Qualifying Group 2

Fastest Lap Sequence

Official Timekeeper TAGHeuer

Practice Time	Driver	Team	Car	Time	Kph	Lap
5:53.586	23 Sébastien BUEMI	Nissan e.dams	Nissan IM01	**1:18.257**	106.7	2
6:58.462	4 Robin FRIJNS	Envision Virgin Racing	Audi e-tron FE05	**1:10.854**	117.9	2
6:59.798	2 Sam BIRD	Envision Virgin Racing	Audi e-tron FE05	**1:10.588**	118.3	2
7:04.142	23 Sébastien BUEMI	Nissan e.dams	Nissan IM01	**1:10.556**	118.4	3

Title Partner Technical Partner Official Partners

FIA FORMULA E CHAMPIONSHIP 2018-19

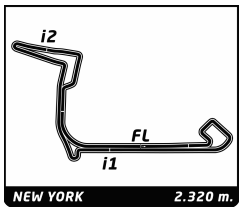

ABB FIA Formula E Championship

Round 12 - New York City ePrix

Qualifying Group 2

Analysis

Official Timekeeper TAGHeuer

250KW | 225KW | Personal Best | Session Best | **B** Crossing the finish line in pit lane

2 Sam BIRD — GBR

Envision Virgin Racing — Audi e-tron FE05

Lap	Time	Sector 1	Sector 2	Sector 3	Kph	Elapsed
1	5:49.210	4:54.631	33.107	21.472	23.9	5:49.210
2	1:10.588	23.927	27.525	19.136	118.3	6:59.798

4 Robin FRIJNS — NLD

Envision Virgin Racing — Audi e-tron FE05

Lap	Time	Sector 1	Sector 2	Sector 3	Kph	Elapsed
1	5:47.608	4:53.819	32.738	21.051	24.0	5:47.608
2	1:10.854	23.979	27.500	19.375	117.9	6:58.462

23 Sébastien BUEMI — CHE

Nissan e.dams — Nissan IM01

Lap	Time	Sector 1	Sector 2	Sector 3	Kph	Elapsed
1	4:35.329	3:36.952	34.208	24.169	30.3	4:35.329
2	1:18.257	27.074	29.451	21.732	106.7	5:53.586
3	1:10.556	23.894	27.222	19.440	118.4	7:04.142

64 Jérôme D'AMBROSIO — BEL

MAHINDRA RACING — Mahindra M5Electro

Lap	Time	Sector 1	Sector 2	Sector 3	Kph	Elapsed
1	4:37.871	3:37.188	35.997	24.686	30.1	4:37.871
2	1:18.262	27.494	28.536	22.232	106.7	5:56.133
3	1:21.613	25.202	36.297	20.114	102.3	7:17.746

66 Daniel ABT — DEU

Audi Sport Abt Schaeffler Formula E Te — Audi e-tron FE05

Lap	Time	Sector 1	Sector 2	Sector 3	Kph	Elapsed
1	4:36.468	3:39.540	35.141	21.787	30.2	4:36.468
2	1:18.896	26.504	29.964	22.428	105.9	5:55.364
3	1:10.761	23.937	27.477	19.347	118.0	7:06.125

Title Partner Technical Partner Official Partners

FIA FORMULA E CHAMPIONSHIP 2018-19

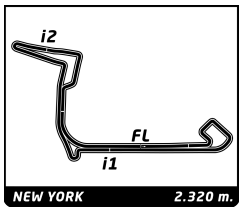

Round 12 - New York City ePrix

ABB FIA Formula E Championship

Qualifying Group 2

Weather Report

Official Timekeeper TAGHeuer

Air Temperature

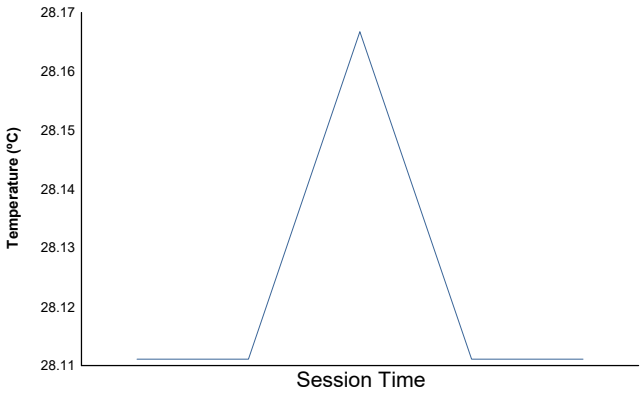

Track Temperature

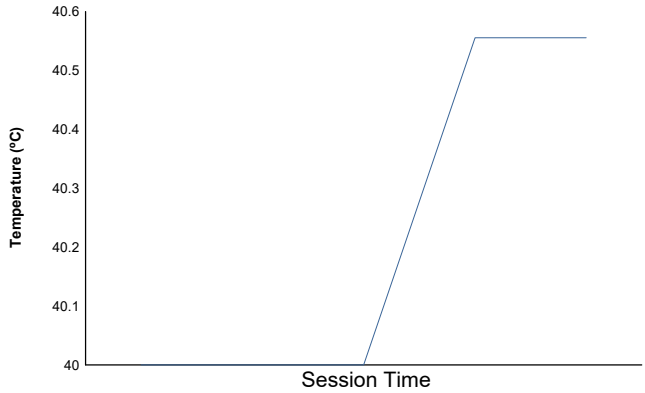

Humidity

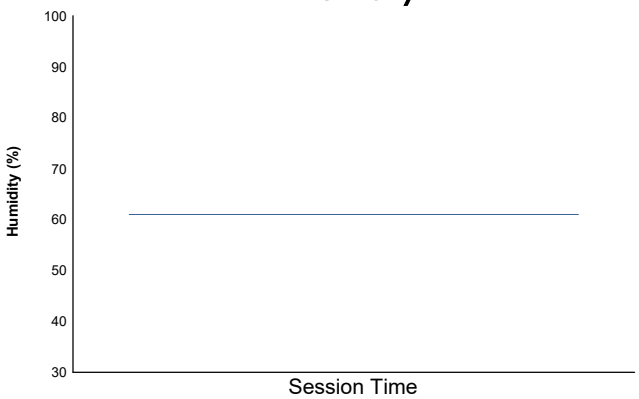

Pressure

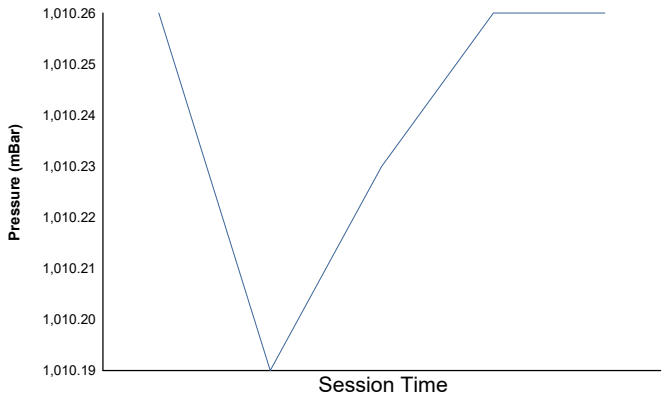

Wind Speed

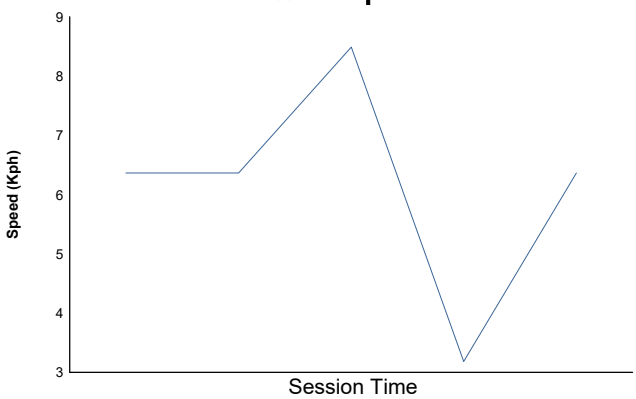

Wind direction

North = 0º/360º Est = 90º South = 180º West= 270º

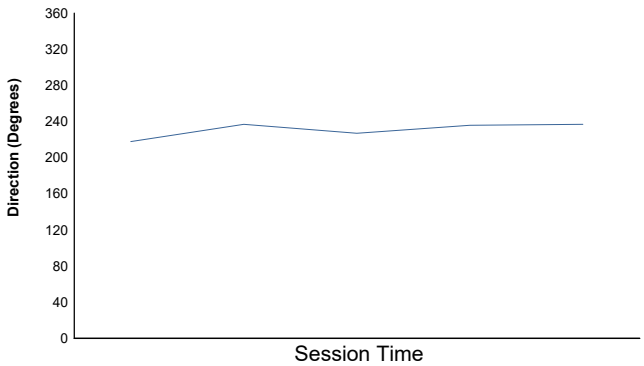

Track Status: **DRY**

Title Partner Technical Partner Official Partners

FIA FORMULA E CHAMPIONSHIP 2018-19

Doc No. Date: 13/07/2019 Posted at:

ABB FIA FORMULA E CHAMPIONSHIP

Round 12 - New York City ePrix - Qualifying Group 3

CLASSIFICATION

Official Timekeeper: TAGHeuer

POS	NO	DRIVER	NAT	TEAM	CAR	TIME	LAP	TOTAL	GAP		KPH
1	94	**Pascal WEHRLEIN**	DEU	MAHINDRA RACING	Mahindra M5Electro	**1:10.589**	2	2	-	-	**118.3**
2	27	**Alexander SIMS**	GBR	BMW i ANDRETTI MOTORSPORT	BMW iFE.18	**1:10.590**	3	3	+0.001	+0.001	**118.3**
3	48	**Edoardo MORTARA**	CHE	Venturi Formula E Team	Venturi VFE05	**1:11.326**	2	2	+0.737	+0.736	**117.1**
4	5	**Stoffel VANDOORNE**	BEL	HWA RACELAB	Venturi VFE05	**1:11.449**	2	2	+0.860	+0.123	**116.9**
5	22	**Oliver ROWLAND**	GBR	Nissan e.dams	Nissan IM01	**1:11.605**	3	3	+1.016	+0.156	**116.6**
6	19	**Felipe MASSA**	BRA	Venturi Formula E Team	Venturi VFE05	**1:14.862**	2	2	+4.273	+3.257	**111.6**

FASTEST LAP

94	**Pascal WEHRLEIN**	DEU	MAHINDRA RACING	Mahindra M5Electro	1:10.589 on Lap 2	118.3 Kph

Clerk of the Course:
James Foyle

Timekeeper:
Lleó Batlles

Series Partners:

Title Partner Technical Partner Official Partners

No part of these results/data may be reproduced, stored in a retrieval system or transmitted in any form or by any means electronic, mechanical, photocopying, recording, broadcasting or otherwise without prior permission of the copyright holder except for reproduction in local/national/international daily press and regular printed publications on sale to the public within 90 days of the event to which the results/data relate and provided that the copyright symbol appears together with the name of the copyright holder.

The FÉDÉRATION INTERNATIONALE DE L'AUTOMOBILE logo, FÉDÉRATION INTERNATIONALE DE L'AUTOMOBILE, FIA logo, FIA, FIA FORMULA-E CHAMPIONSHIP, FIA FORMULA-E CHAMPIONSHIP logo and related marks are protectedtrademarks of the Fédération Internationale de l'Automobile (FIA), Chemin de Blandonnet 2, 1214 Vernier, Switzerland.

©2019, Fédération Internationale de l'Automobile (FIA)

FIA FORMULA E CHAMPIONSHIP 2018-19

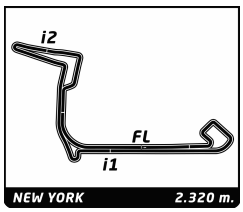

ABB FIA Formula E Championship

Round 12 - New York City ePrix

Qualifying Group 3

Best Sector Times

Official Timekeeper TAGHeuer

	SECTOR 1			SECTOR 2			SECTOR 3							
Pos		Driver	Time		Driver	Time		Driver	Time	Pos		Driver	Ideal Lap	Best Lap	
1	27	A.SIMS	23.857	94	P.WEHRLEIN	27.338	27	A.SIMS	19.241	1	94	P.WEHRLEIN	1:10.589	1:10.589	(1)
2	22	O.ROWLAND	23.960	5	S.VANDOORNE	27.444	94	P.WEHRLEIN	19.259	2	27	A.SIMS	1:10.590	1:10.590	(2)
3	94	P.WEHRLEIN	23.992	27	A.SIMS	27.492	48	E.MORTARA	19.331	3	48	E.MORTARA	1:11.326	1:11.326	(3)
4	5	S.VANDOORNE	24.310	48	E.MORTARA	27.662	19	F.MASSA	19.389	4	5	S.VANDOORNE	1:11.449	1:11.449	(4)
5	48	E.MORTARA	24.333	22	O.ROWLAND	28.110	22	O.ROWLAND	19.535	5	22	O.ROWLAND	1:11.605	1:11.605	(5)
6	19	F.MASSA	26.743	19	F.MASSA	28.730	5	S.VANDOORNE	19.695	6	19	F.MASSA	1:14.862	1:14.862	(6)

Title Partner Technical Partner Official Partners

FIA FORMULA E CHAMPIONSHIP 2018-19

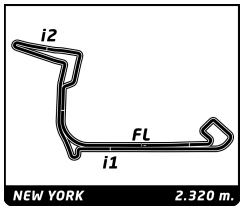

ABB FIA Formula E Championship

Round 12 - New York City ePrix

Qualifying Group 3

Fastest Lap Sequence

Official Timekeeper TAGHeuer

Practice Time	Driver	Team	Car	Time	Kph	Lap
5:37.234	22 Oliver ROWLAND	Nissan e.dams	Nissan IM01	**1:32.822**	90.0	2
5:41.481	27 Alexander SIMS	BMW i ANDRETTI MOTORSPORT	BMW iFE.18	**1:29.092**	93.7	2
6:32.427	5 Stoffel VANDOORNE	HWA RACELAB	Venturi VFE05	**1:11.449**	116.9	2
6:52.071	27 Alexander SIMS	BMW i ANDRETTI MOTORSPORT	BMW iFE.18	**1:10.590**	118.3	3
6:55.521	94 Pascal WEHRLEIN	MAHINDRA RACING	Mahindra M5Electro	**1:10.589**	118.3	2

Title Partner Technical Partner Official Partners

FIA FORMULA E CHAMPIONSHIP 2018-19

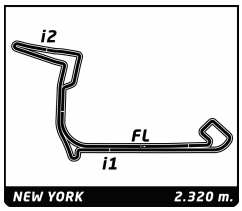

ABB FIA Formula E Championship

Round 12 - New York City ePrix

Qualifying Group 3

Analysis

Official Timekeeper TAGHeuer

250KW 225KW Personal Best Session Best **B** Crossing the finish line in pit lane

Lap	Time	Sector 1	Sector 2	Sector 3	Kph	Elapsed
5	**Stoffel VANDOORNE**					BEL
	HWA RACELAB					Venturi VFE05
1	5:20.978	4:25.984	34.015	20.979	26.0	5:20.978
2	1:11.449	24.310	27.444	19.695	116.9	6:32.427
19	**Felipe MASSA**					BRA
	Venturi Formula E Team					Venturi VFE05
1	5:49.379	4:52.453	35.843	21.083	23.9	5:49.379
2	1:14.862	26.743	28.730	19.389	111.6	7:04.241
22	**Oliver ROWLAND**					GBR
	Nissan e.dams					Nissan IM01
1	4:04.412	3:04.964	35.399	24.049	34.2	4:04.412
2	1:32.822	30.231	37.504	25.087	90.0	5:37.234
3	1:11.605	23.960	28.110	19.535	116.6	6:48.839
27	**Alexander SIMS**					GBR
	BMW i ANDRETTI MOTORSPORT					BMW iFE.18
1	4:12.389	3:09.215	38.057	25.117	33.1	4:12.389
2	1:29.092	27.836	35.862	25.394	93.7	5:41.481
3	1:10.590	23.857	27.492	19.241	118.3	6:52.071
48	**Edoardo MORTARA**					CHE
	Venturi Formula E Team					Venturi VFE05
1	5:51.759	4:59.155	32.301	20.303	23.7	5:51.759
2	1:11.326	24.333	27.662	19.331	117.1	7:03.085
94	**Pascal WEHRLEIN**					DEU
	MAHINDRA RACING					Mahindra M5Electro
1	5:44.932	4:52.752	30.526	21.654	24.2	5:44.932
2	1:10.589	23.992	27.338	19.259	118.3	6:55.521

Title Partner Technical Partner Official Partners

FIA FORMULA E CHAMPIONSHIP 2018-19

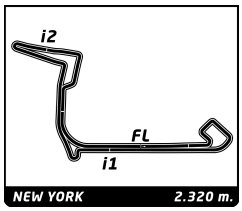

Round 12 - New York City ePrix

ABB FIA Formula E Championship

Qualifying Group 3

Weather Report

Official Timekeeper TAGHeuer

Air Temperature

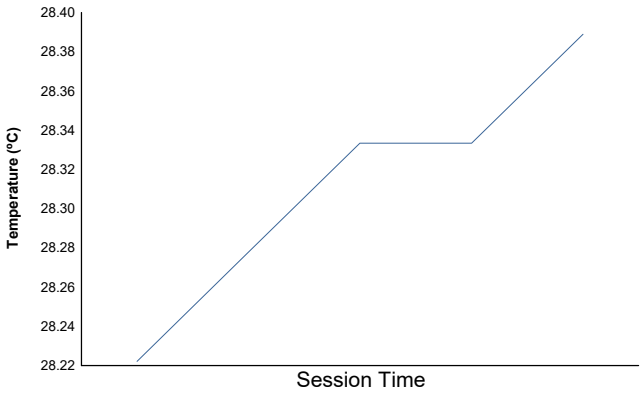

Track Temperature

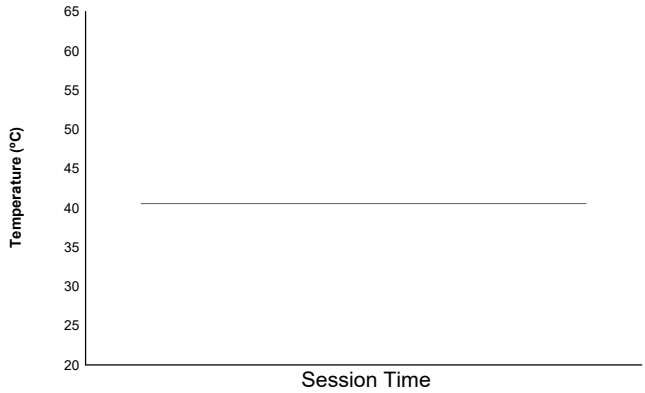

Humidity

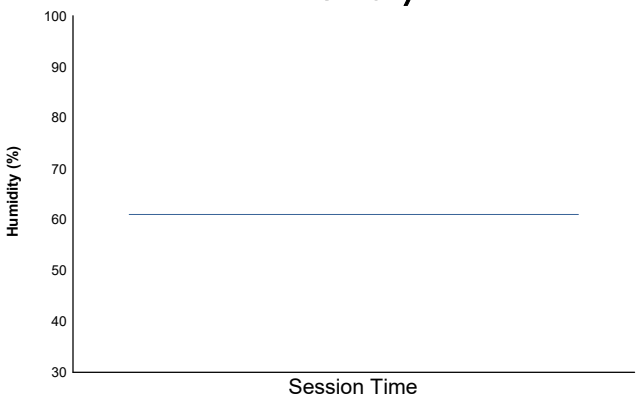

Pressure

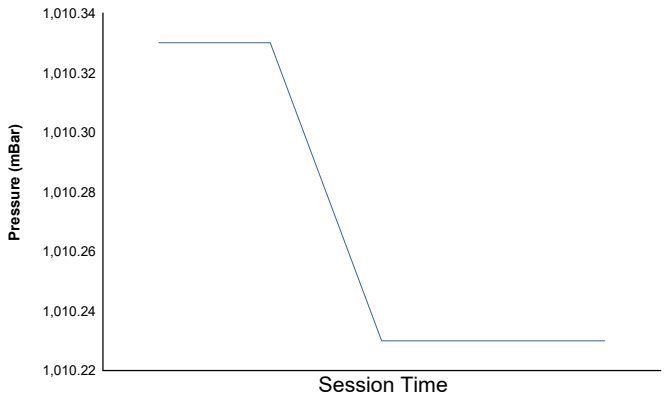

Wind Speed

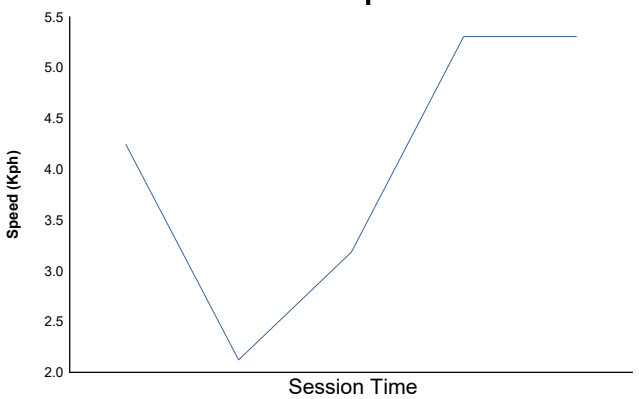

Wind direction

North = 0º/360º Est = 90º South = 180º West= 270º

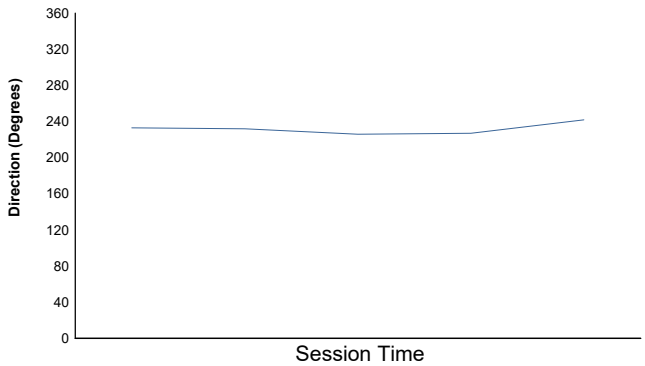

Track Status: **DRY**

Title Partner Technical Partner Official Partners

FIA FORMULA E CHAMPIONSHIP 2018-19

Doc No. Date: 13/07/2019 Posted at:

ABB FIA FORMULA E CHAMPIONSHIP

Round 12 - New York City ePrix - Qualifying Group 4

CLASSIFICATION

Official Timekeeper: TAGHeuer

POS	NO	DRIVER	NAT	TEAM	CAR	TIME	LAP	TOTAL	GAP		KPH
1	3	**Alexander LYNN**	GBR	Panasonic Jaguar Racing	Jaguar I-Type III	**1:10.669**	3	3	-	-	**118.2**
2	7	**José Maria LOPEZ**	ARG	GEOX DRAGON	Penske EV-3	**1:10.836**	3	3	+0.167	+0.167	**117.9**
3	6	**Maximilian GÜNTHER**	DEU	GEOX DRAGON	Penske EV-3	**1:11.005**	3	3	+0.336	+0.169	**117.6**
4	8	**Tom DILLMANN**	FRA	NIO Formula E Team	NIO Sport 004	**1:11.006**	2	2	+0.337	+0.001	**117.6**
5	17	**Gary PAFFETT**	GBR	HWA RACELAB	Venturi VFE05	**1:11.095**	2	2	+0.426	+0.089	**117.5**
6	16	**Oliver TURVEY**	GBR	NIO Formula E Team	NIO Sport 004	**1:11.413**	3	3	+0.744	+0.318	**117.0**

FASTEST LAP

3	**Alexander LYNN**	GBR	Panasonic Jaguar Racing	Jaguar I-Type III	1:10.669 on Lap 3	118.2 Kph

Clerk of the Course:
James Foyle

Timekeeper:
Lleó Batlles

Series Partners:

Title Partner Technical Partner Official Partners

No part of these results/data may be reproduced, stored in a retrieval system or transmitted in any form or by any means electronic, mechanical, photocopying, recording, broadcasting or otherwise without prior permission of the copyright holder except for reproduction in local/national/international daily press and regular printed publications on sale to the public within 90 days of the event to which the results/data relate and provided that the copyright symbol appears together with the name of the copyright holder.

The FÉDÉRATION INTERNATIONALE DE L'AUTOMOBILE logo, FÉDÉRATION INTERNATIONALE DE L'AUTOMOBILE, FIA logo, FIA, FIA FORMULA-E CHAMPIONSHIP, FIA FORMULA-E CHAMPIONSHIP logo and related marks are protectedtrademarks of the Fédération Internationale de l'Automobile (FIA), Chemin de Blandonnet 2, 1214 Vernier, Switzerland.

©2019, Fédération Internationale de l'Automobile (FIA)

FIA FORMULA E CHAMPIONSHIP 2018-19

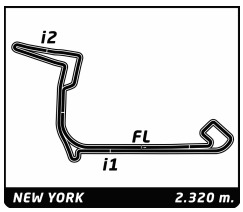

ABB FIA Formula E Championship

Round 12 - New York City ePrix

Qualifying Group 4

Best Sector Times

Official Timekeeper TAGHeuer

	SECTOR 1		SECTOR 2		SECTOR 3						
Pos	Driver	Time	Driver	Time	Driver	Time	Pos	Driver	Ideal Lap	Best Lap	
1	3 A.LYNN	23.839	7 J.LOPEZ	27.404	17 G.PAFFETT	19.177	1	3 A.LYNN	1:10.669	1:10.669	(1)
2	17 G.PAFFETT	24.137	6 M.GÜNTHER	27.432	3 A.LYNN	19.184	2	7 J.LOPEZ	1:10.836	1:10.836	(2)
3	8 T.DILLMANN	24.184	8 T.DILLMANN	27.568	7 J.LOPEZ	19.243	3	6 M.GÜNTHER	1:11.005	1:11.005	(3)
4	7 J.LOPEZ	24.189	3 A.LYNN	27.646	8 T.DILLMANN	19.254	4	8 T.DILLMANN	1:11.006	1:11.006	(4)
5	6 M.GÜNTHER	24.305	16 O.TURVEY	27.722	6 M.GÜNTHER	19.268	5	17 G.PAFFETT	1:11.095	1:11.095	(5)
6	16 O.TURVEY	24.423	17 G.PAFFETT	27.781	16 O.TURVEY	19.268	6	16 O.TURVEY	1:11.413	1:11.413	(6)

Title Partner Technical Partner Official Partners

FIA FORMULA E CHAMPIONSHIP 2018-19

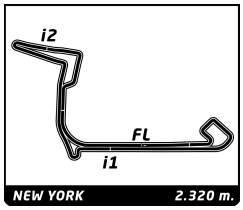

ABB FIA Formula E Championship

Round 12 - New York City ePrix

Qualifying Group 4

Fastest Lap Sequence

Official Timekeeper TAGHeuer

Practice Time	Driver	Team	Car	Time	Kph	Lap
4:08.282	7 José Maria LOPEZ	GEOX DRAGON	Penske EV-3	**1:31.088**	91.7	2
5:17.887	16 Oliver TURVEY	NIO Formula E Team	NIO Sport 004	**1:29.462**	93.4	2
5:19.118	7 José Maria LOPEZ	GEOX DRAGON	Penske EV-3	**1:10.836**	117.9	3
6:40.633	3 Alexander LYNN	Panasonic Jaguar Racing	Jaguar I-Type III	**1:10.669**	118.2	3

Title Partner Technical Partner Official Partners

FIA FORMULA E CHAMPIONSHIP 2018-19

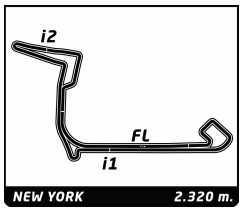

ABB FIA Formula E Championship

Round 12 - New York City ePrix

Qualifying Group 4

Analysis

Official Timekeeper TAGHeuer

250KW 225KW Personal Best Session Best **B** Crossing the finish line in pit lane

3 Alexander LYNN — GBR

Panasonic Jaguar Racing — Jaguar I-Type III

Lap	Time	Sector 1	Sector 2	Sector 3	Kph	Elapsed
1	4:11.225	3:16.815	32.536	21.874	33.2	4:11.225
2	1:18.739	26.989	31.134	20.616	106.1	5:29.964
3	1:10.669	23.839	27.646	19.184	118.2	6:40.633

6 Maximilian GÜNTHER — DEU

GEOX DRAGON — Penske EV-3

Lap	Time	Sector 1	Sector 2	Sector 3	Kph	Elapsed
1	3:45.846	2:34.804	40.602	30.440	37.0	3:45.846
2	1:40.927	34.410	43.174	23.343	82.8	5:26.773
3	1:11.005	24.305	27.432	19.268	117.6	6:37.778

7 José Maria LOPEZ — ARG

GEOX DRAGON — Penske EV-3

Lap	Time	Sector 1	Sector 2	Sector 3	Kph	Elapsed
1	2:37.194	1:28.275	40.099	28.820	53.1	2:37.194
2	1:31.088	31.760	36.174	23.154	91.7	4:08.282
3	1:10.836	24.189	27.404	19.243	117.9	5:19.118

8 Tom DILLMANN — FRA

NIO Formula E Team — NIO Sport 004

Lap	Time	Sector 1	Sector 2	Sector 3	Kph	Elapsed
1	4:43.594	3:48.202	32.399	22.993	29.5	4:43.594
2	1:11.006	24.184	27.568	19.254	117.6	5:54.600

16 Oliver TURVEY — GBR

NIO Formula E Team — NIO Sport 004

Lap	Time	Sector 1	Sector 2	Sector 3	Kph	Elapsed
1	3:48.425	2:42.525	38.876	27.024	36.6	3:48.425
2	1:29.462	30.730	36.756	21.976	93.4	5:17.887
3	1:11.413	24.423	27.722	19.268	117.0	6:29.300

17 Gary PAFFETT — GBR

HWA RACELAB — Venturi VFE05

Lap	Time	Sector 1	Sector 2	Sector 3	Kph	Elapsed
1	5:11.533	4:20.120	31.469	19.944	26.8	5:11.533
2	1:11.095	24.137	27.781	19.177	117.5	6:22.628

Title Partner Technical Partner Official Partners

FIA FORMULA E CHAMPIONSHIP 2018-19

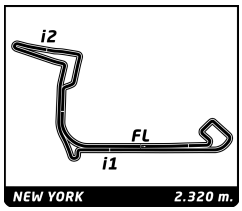

Round 12 - New York City ePrix

ABB FIA Formula E Championship

Qualifying Group 4

Weather Report

Official Timekeeper TAGHeuer

Air Temperature

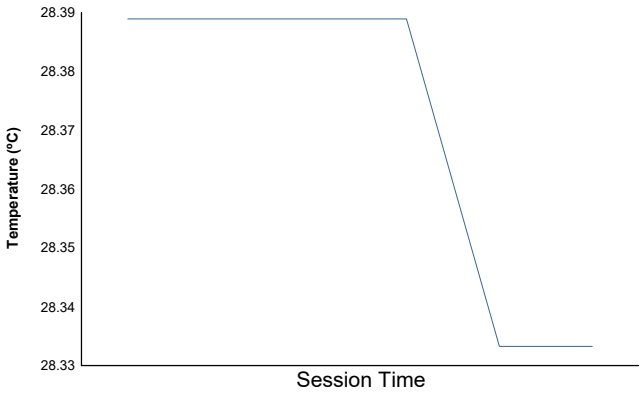

Track Temperature

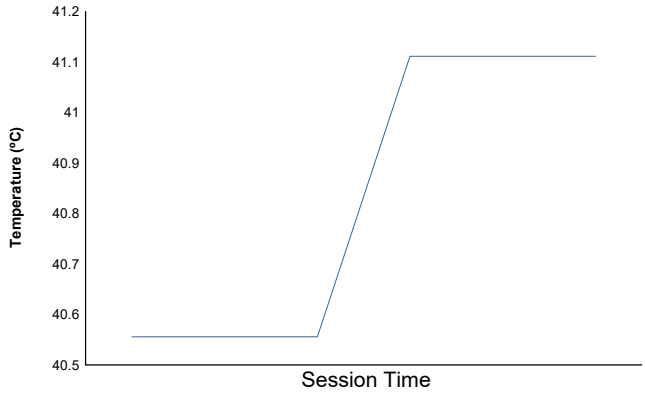

Humidity

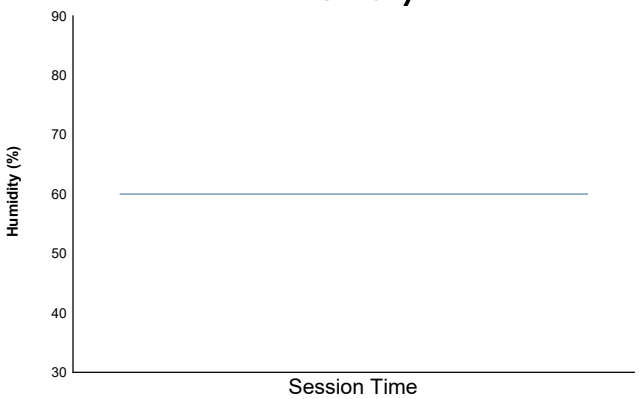

Pressure

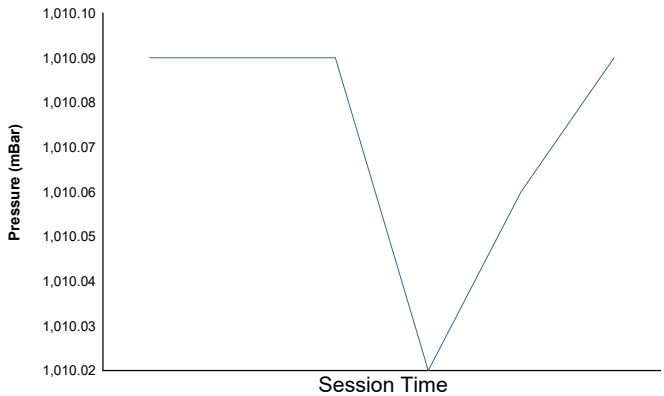

Wind Speed

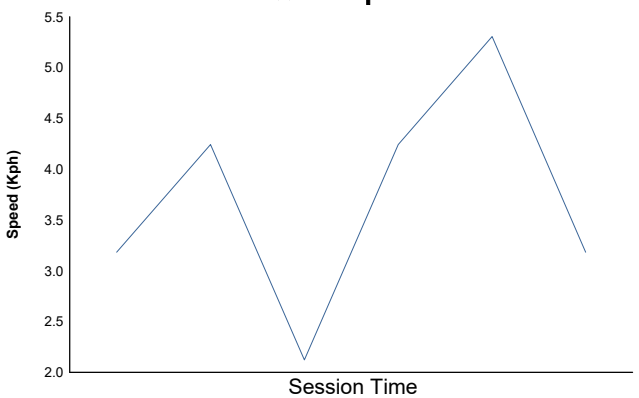

Wind direction

North = 0º/360º Est = 90º South = 180º West= 270º

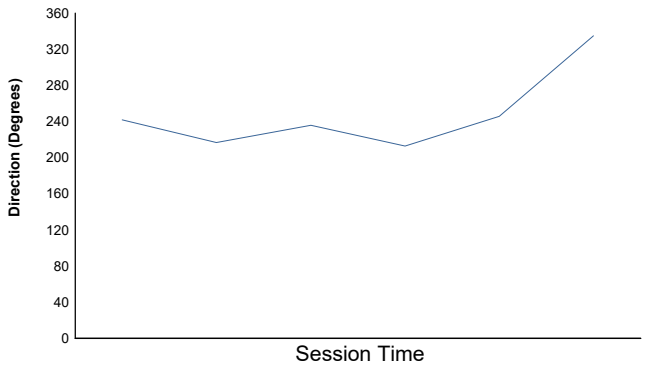

Track Status: **DRY**

Title Partner Technical Partner Official Partners

FIA FORMULA E CHAMPIONSHIP 2018-19

Doc No. Date: 13/07/2019 Posted at:

ABB FIA FORMULA E CHAMPIONSHIP

Round 12 - New York City ePrix - Qualifying Groups

CLASSIFICATION

Official Timekeeper: TAGHeuer

POS	NO	DRIVER	NAT	TEAM	TIME	GAP		SESSION
1	23	**Sébastien BUEMI**	CHE	Nissan e.dams	**1:10.556**			Qualifying Group 2
2	2	**Sam BIRD**	GBR	Envision Virgin Racing	**1:10.588**	0.032	0.032	Qualifying Group 2
3	94	**Pascal WEHRLEIN**	DEU	MAHINDRA RACING	**1:10.589**	0.033	0.001	Qualifying Group 3
4	27	**Alexander SIMS**	GBR	BMW i ANDRETTI MOTORSPORT	**1:10.590**	0.034	0.001	Qualifying Group 3
5	3	**Alexander LYNN**	GBR	Panasonic Jaguar Racing	**1:10.669**	0.113	0.079	Qualifying Group 4
6	66	**Daniel ABT**	DEU	Audi Sport Abt Schaeffler Formula E Team	**1:10.761**	0.205	0.092	Qualifying Group 2
7	7	**José Maria LOPEZ**	ARG	GEOX DRAGON	**1:10.836**	0.280	0.075	Qualifying Group 4
8	28	**Antonio Felix DA COSTA**	PRT	BMW i ANDRETTI MOTORSPORT	**1:10.845**	0.289	0.009	Qualifying Group 1
9	4	**Robin FRIJNS**	NLD	Envision Virgin Racing	**1:10.854**	0.298	0.009	Qualifying Group 2
10	25	**Jean-Eric VERGNE**	FRA	DS TECHEETAH	**1:10.933**	0.377	0.079	Qualifying Group 1
11	6	**Maximilian GÜNTHER**	DEU	GEOX DRAGON	**1:11.005**	0.449	0.072	Qualifying Group 4
12	8	**Tom DILLMANN**	FRA	NIO Formula E Team	**1:11.006**	0.450	0.001	Qualifying Group 4
13	20	**Mitch EVANS**	NZL	Panasonic Jaguar Racing	**1:11.065**	0.509	0.059	Qualifying Group 1
14	11	**Lucas DI GRASSI**	BRA	Audi Sport Abt Schaeffler Formula E Team	**1:11.080**	0.524	0.015	Qualifying Group 1
15	17	**Gary PAFFETT**	GBR	HWA RACELAB	**1:11.095**	0.539	0.015	Qualifying Group 4
16	36	**André LOTTERER**	DEU	DS TECHEETAH	**1:11.222**	0.666	0.127	Qualifying Group 1
17	48	**Edoardo MORTARA**	CHE	Venturi Formula E Team	**1:11.326**	0.770	0.104	Qualifying Group 3
18	16	**Oliver TURVEY**	GBR	NIO Formula E Team	**1:11.413**	0.857	0.087	Qualifying Group 4
19	5	**Stoffel VANDOORNE**	BEL	HWA RACELAB	**1:11.449**	0.893	0.036	Qualifying Group 3
20	22	**Oliver ROWLAND**	GBR	Nissan e.dams	**1:11.605**	1.049	0.156	Qualifying Group 3
21	19	**Felipe MASSA**	BRA	Venturi Formula E Team	**1:14.862**	4.306	3.257	Qualifying Group 3

NOT CLASSIFIED:

	64	**Jérôme D'AMBROSIO**	BEL	MAHINDRA RACING	**1:18.262**	7.706	3.400	Qualifying Group 2

Clerk of the Course:
James Foyle

Timekeeper:
Lleó Batlles

Series Partners:

Title Partner Technical Partner Official Partners

No part of these results/data may be reproduced, stored in a retrieval system or transmitted in any form or by any means electronic, mechanical, photocopying, recording, broadcasting or otherwise without prior permission of the copyright holder except for reproduction in local/national/international daily press and regular printed publications on sale to the public within 90 days of the event to which the results/data relate and provided that the copyright symbol appears together with the name of the copyright holder.

The FÉDÉRATION INTERNATIONALE DE L'AUTOMOBILE logo, FÉDÉRATION INTERNATIONALE DE L'AUTOMOBILE, FIA logo, FIA, FIA FORMULA-E CHAMPIONSHIP, FIA FORMULA-E CHAMPIONSHIP logo and related marks are protectedtrademarks of the Fédération Internationale de l'Automobile (FIA), Chemin de Blandonnet 2, 1214 Vernier, Switzerland.

©2019, Fédération Internationale de l'Automobile (FIA)

FIA FORMULA E CHAMPIONSHIP 2018-19

Doc No. Date: 13/07/2019 Posted at:

ABB FIA FORMULA E CHAMPIONSHIP

Round 12 - New York City ePrix - Super Pole

CLASSIFICATION

Official Timekeeper: TAGHeuer

POS	NO	DRIVER	NAT	TEAM	CAR	TIME	LAP	TOTAL	GAP		KPH
1	23	**Sébastien BUEMI**	CHE	Nissan e.dams	Nissan IM01	**1:10.188**	2	2	-	-	**119.0**
2	94	**Pascal WEHRLEIN**	DEU	MAHINDRA RACING	Mahindra M5Electro	**1:10.600**	2	2	+0.412	+0.412	**118.3**
3	3	**Alexander LYNN**	GBR	Panasonic Jaguar Racing	Jaguar I-Type III	**1:10.696**	2	2	+0.508	+0.096	**118.1**
4	66	**Daniel ABT**	DEU	Audi Sport Abt Schaeffler Formula E Team	Audi e-tron FE05	**1:10.894**	2	3	+0.706	+0.198	**117.8**
5	27	**Alexander SIMS**	GBR	BMW i ANDRETTI MOTORSPORT	BMW iFE.18	**1:10.899**	2	2	+0.711	+0.005	**117.8**
6	2	**Sam BIRD**	GBR	Envision Virgin Racing	Audi e-tron FE05	**1:11.094**	2	2	+0.906	+0.195	**117.5**

FASTEST LAP

23	**Sébastien BUEMI**	CHE	Nissan e.dams	Nissan IM01	1:10.188 on Lap 2	119.0 Kph

Clerk of the Course:
James Foyle

Timekeeper:
Lleó Batlles

Series Partners:

Title Partner Technical Partner Official Partners

No part of these results/data may be reproduced, stored in a retrieval system or transmitted in any form or by any means electronic, mechanical, photocopying, recording, broadcasting or otherwise without prior permission of the copyright holder except for reproduction in local/national/international daily press and regular printed publications on sale to the public within 90 days of the event to which the results/data relate and provided that the copyright symbol appears together with the name of the copyright holder.

The FÉDÉRATION INTERNATIONALE DE L'AUTOMOBILE logo, FÉDÉRATION INTERNATIONALE DE L'AUTOMOBILE, FIA logo, FIA, FIA FORMULA-E CHAMPIONSHIP, FIA FORMULA-E CHAMPIONSHIP logo and related marks are protectedtrademarks of the Fédération Internationale de l'Automobile (FIA), Chemin de Blandonnet 2, 1214 Vernier, Switzerland.

©2019, Fédération Internationale de l'Automobile (FIA)

FIA FORMULA E CHAMPIONSHIP 2018-19

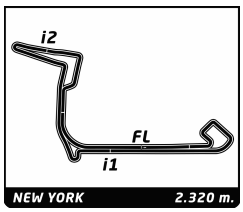

ABB FIA Formula E Championship

Round 12 - New York City ePrix

Super Pole

Best Sector Times

Official Timekeeper TAGHeuer

	SECTOR 1			SECTOR 2			SECTOR 3							
Pos		Driver	Time		Driver	Time		Driver	Time	Pos		Driver	Ideal Lap	Best Lap	
1	3	A.LYNN	23.882	23	S.BUEMI	27.069	2	S.BIRD	19.048	1	23	S.BUEMI	1:10.188	1:10.188	(1)
2	23	S.BUEMI	23.915	94	P.WEHRLEIN	27.311	27	A.SIMS	19.147	2	94	P.WEHRLEIN	1:10.600	1:10.600	(2)
3	66	D.ABT	24.009	2	S.BIRD	27.434	23	S.BUEMI	19.204	3	3	A.LYNN	1:10.696	1:10.696	(3)
4	94	P.WEHRLEIN	24.020	27	A.SIMS	27.434	66	D.ABT	19.242	4	66	D.ABT	1:10.894	1:10.894	(4)
5	27	A.SIMS	24.318	3	A.LYNN	27.538	94	P.WEHRLEIN	19.269	5	27	A.SIMS	1:10.899	1:10.899	(5)
6	2	S.BIRD	24.612	66	D.ABT	27.643	3	A.LYNN	19.276	6	2	S.BIRD	1:11.094	1:11.094	(6)

Title Partner Technical Partner Official Partners

FIA FORMULA E CHAMPIONSHIP 2018-19

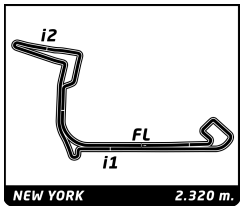

ABB FIA Formula E Championship

Round 12 - New York City ePrix

Super Pole

Fastest Lap Sequence

Official Timekeeper TAGHeuer

Practice Time	Driver	Team	Car	Time	Kph	Lap
2:41.347	66 Daniel ABT	Audi Sport Abt Schaeffler Formula E Team	Audi e-tron FE05	**1:10.894**	117.8	2
4:59.320	3 Alexander LYNN	Panasonic Jaguar Racing	Jaguar I-Type III	**1:10.696**	118.1	2
9:40.350	94 Pascal WEHRLEIN	MAHINDRA RACING	Mahindra M5Electro	**1:10.600**	118.3	2
14:23.705	23 Sébastien BUEMI	Nissan e.dams	Nissan IM01	**1:10.188**	119.0	2

Title Partner Technical Partner Official Partners

FIA FORMULA E CHAMPIONSHIP 2018-19

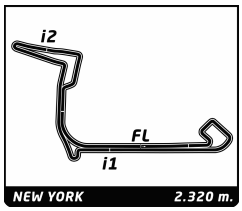

ABB FIA Formula E Championship

Round 12 - New York City ePrix

Super Pole

Analysis

Official Timekeeper TAGHeuer

250KW | 225KW | Personal Best | Session Best | **B** Crossing the finish line in pit lane

Lap	Time	Sector 1	Sector 2	Sector 3	Kph	Elapsed
2	**Sam BIRD**					GBR
	Envision Virgin Racing					Audi e-tron FE05
1	10:50.293	9:56.319	32.903	21.071	12.8	10:50.293
2	1:11.094	24.612	27.434	19.048	117.5	12:01.387
3	**Alexander LYNN**					GBR
	Panasonic Jaguar Racing					Jaguar I-Type III
1	3:48.624	2:57.025	30.779	20.820	36.5	3:48.624
2	1:10.696	23.882	27.538	19.276	118.1	4:59.320
23	**Sébastien BUEMI**					CHE
	Nissan e.dams					Nissan IM01
1	13:13.517	...	31.847	21.777	10.5	13:13.517
2	1:10.188	23.915	27.069	19.204	119.0	14:23.705
27	**Alexander SIMS**					GBR
	BMW i ANDRETTI MOTORSPORT					BMW iFE.18
1	6:06.781	5:15.712	30.937	20.132	22.8	6:06.781
2	1:10.899	24.318	27.434	19.147	117.8	7:17.680
66	**Daniel ABT**					DEU
	Audi Sport Abt Schaeffler Formula E Te					Audi e-tron FE05
1	1:30.453	36.259	31.888	22.306	92.3	1:30.453
2	1:10.894	24.009	27.643	19.242	117.8	2:41.347
3	7:42.239 **B**	26.275	30.345	6:45.619	18.1	10:23.586
94	**Pascal WEHRLEIN**					DEU
	MAHINDRA RACING					Mahindra M5Electro
1	8:29.750	7:37.759	30.932	21.059	16.4	8:29.750
2	1:10.600	24.020	27.311	19.269	118.3	9:40.350

Title Partner Technical Partner Official Partners

FIA FORMULA E CHAMPIONSHIP 2018-19

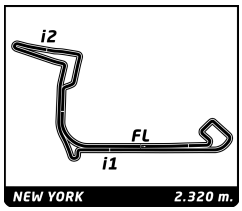

Round 12 - New York City ePrix

ABB FIA Formula E Championship

Super Pole

Weather Report

Official Timekeeper TAGHeuer

Air Temperature

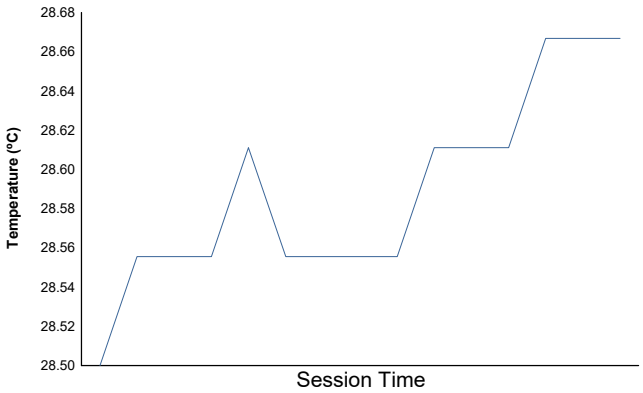

Track Temperature

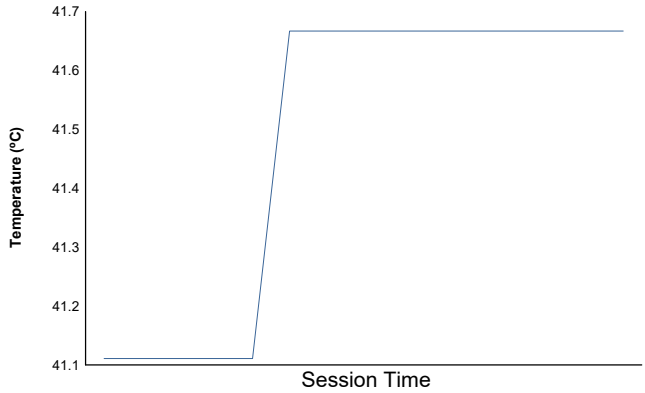

Humidity

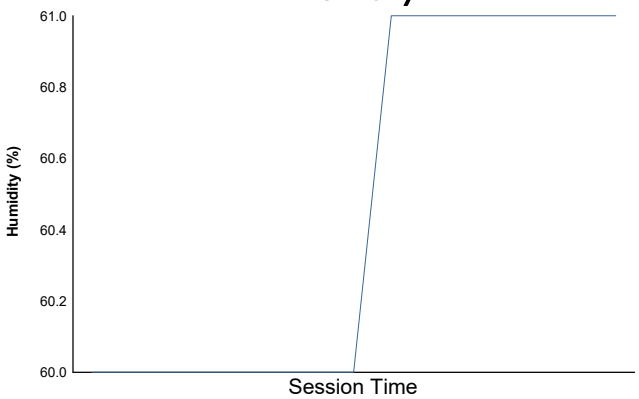

Pressure

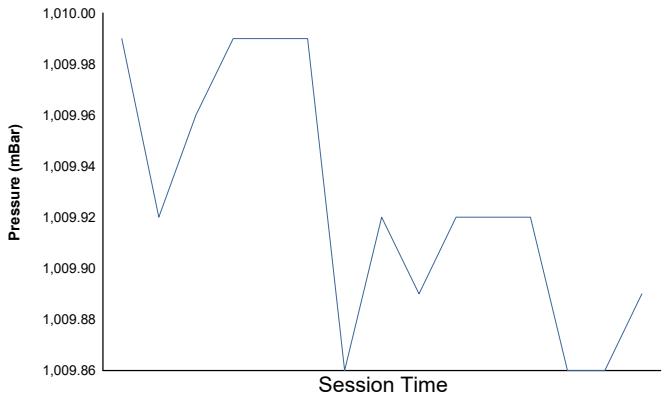

Wind Speed

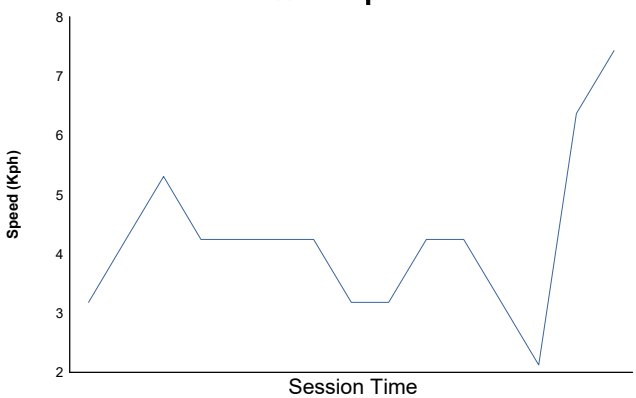

Wind direction

North = 0º/360º Est = 90º South = 180º West= 270º

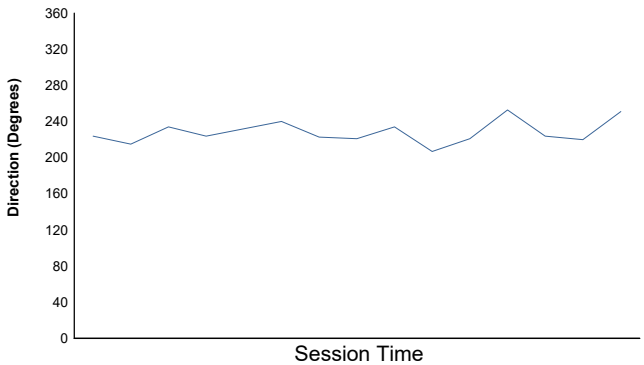

Track Status: **DRY**

Title Partner Technical Partner Official Partners

FIA FORMULA E CHAMPIONSHIP 2018-19

Doc No. Date: 13/07/2019 Posted at:

ABB FIA FORMULA E CHAMPIONSHIP

Round 12 - New York City ePrix - Qualifying

FINAL CLASSIFICATION

Official Timekeeper: TAGHeuer

POS	NO	DRIVER	NAT	TEAM	GROUPS	SUPER POLE	TIME	GAP	
1	23	**Sébastien BUEMI**	CHE	Nissan e.dams	1:10.556	**1:10.188**	1:10.188		
2	94	**Pascal WEHRLEIN**	DEU	MAHINDRA RACING	1:10.589	**1:10.600**	1:10.600	0.412	0.412
3	3	**Alexander LYNN**	GBR	Panasonic Jaguar Racing	1:10.669	**1:10.696**	1:10.696	0.508	0.096
4	66	**Daniel ABT**	DEU	Audi Sport Abt Schaeffler Formula E Team	1:10.761	**1:10.894**	1:10.894	0.706	0.198
5	27	**Alexander SIMS**	GBR	BMW i ANDRETTI MOTORSPORT	1:10.590	**1:10.899**	1:10.899	0.711	0.005
6	2	**Sam BIRD**	GBR	Envision Virgin Racing	1:10.588	**1:11.094**	1:11.094	0.906	0.195
7	7	**José Maria LOPEZ**	ARG	GEOX DRAGON	**1:10.836**		1:10.836		
8	28	**Antonio Felix DA COSTA**	PRT	BMW i ANDRETTI MOTORSPORT	**1:10.845**		1:10.845	0.009	0.009
9	4	**Robin FRIJNS**	NLD	Envision Virgin Racing	**1:10.854**		1:10.854	0.018	0.009
10	25	**Jean-Eric VERGNE**	FRA	DS TECHEETAH	**1:10.933**		1:10.933	0.097	0.079
11	6	**Maximilian GÜNTHER**	DEU	GEOX DRAGON	**1:11.005**		1:11.005	0.169	0.072
12	8	**Tom DILLMANN**	FRA	NIO Formula E Team	**1:11.006**		1:11.006	0.170	0.001
13	20	**Mitch EVANS**	NZL	Panasonic Jaguar Racing	**1:11.065**		1:11.065	0.229	0.059
14	11	**Lucas DI GRASSI**	BRA	Audi Sport Abt Schaeffler Formula E Team	**1:11.080**		1:11.080	0.244	0.015
15	17	**Gary PAFFETT**	GBR	HWA RACELAB	**1:11.095**		1:11.095	0.259	0.015
16	36	**André LOTTERER**	DEU	DS TECHEETAH	**1:11.222**		1:11.222	0.386	0.127
17	48	**Edoardo MORTARA**	CHE	Venturi Formula E Team	**1:11.326**		1:11.326	0.490	0.104
18	16	**Oliver TURVEY**	GBR	NIO Formula E Team	**1:11.413**		1:11.413	0.577	0.087
19	5	**Stoffel VANDOORNE**	BEL	HWA RACELAB	**1:11.449**		1:11.449	0.613	0.036
20	22	**Oliver ROWLAND**	GBR	Nissan e.dams	**1:11.605**		1:11.605	0.769	0.156
21	19	**Felipe MASSA**	BRA	Venturi Formula E Team	**1:14.862**		1:14.862	4.026	3.257

NOT CLASSIFIED

	64	**Jérôme D'AMBROSIO**	BEL	MAHINDRA RACING	**1:18.262**		1:18.262	7.426	3.400

Stewards:
Michael Schwägerl José Abed Dennis Dean

Timekeeper:
Lleó Batlles

Series Partners:

Title Partner Technical Partner Official Partners

No part of these results/data may be reproduced, stored in a retrieval system or transmitted in any form or by any means electronic, mechanical, photocopying, recording, broadcasting or otherwise without prior permission of the copyright holder except for reproduction in local/national/international daily press and regular printed publications on sale to the public within 90 days of the event to which the results/data relate and provided that the copyright symbol appears together with the name of the copyright holder.

The FÉDÉRATION INTERNATIONALE DE L'AUTOMOBILE logo, FÉDÉRATION INTERNATIONALE DE L'AUTOMOBILE, FIA logo, FIA, FIA FORMULA-E CHAMPIONSHIP, FIA FORMULA-E CHAMPIONSHIP logo and related marks are protectedtrademarks of the Fédération Internationale de l'Automobile (FIA), Chemin de Blandonnet 2, 1214 Vernier, Switzerland.

©2019, Fédération Internationale de l'Automobile (FIA)

FIA FORMULA E CHAMPIONSHIP 2018-19

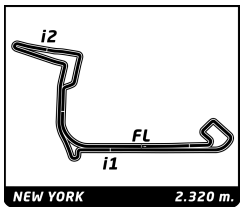

ABB FIA Formula E Championship

Round 12 - New York City ePrix

Race (45' +1 lap)

Starting Grid

Official Timekeeper TAGHeuer

					64	MAHINDRA RACING	1:18.262 Jérôme D'AMBROSIO
1:11.326	Edoardo MORTARA	Venturi Formula E Team	48	- 11 -			
					19	Venturi Formula E Team	1:14.862 Felipe MASSA
1:11.605	Oliver ROWLAND	Nissan e.dams	22	- 10 -			
					5	HWA RACELAB	1:11.449 Stoffel VANDOORNE
1:11.413	Oliver TURVEY	NIO Formula E Team	16	- 9 -			
					36	DS TECHEETAH	1:11.222 André LOTTERER
1:11.095	Gary PAFFETT	HWA RACELAB	17	- 8 -			
					11	Audi Sport Abt Schaeffler Formula E Team	1:11.080 Lucas DI GRASSI
1:11.065	Mitch EVANS	Panasonic Jaguar Racing	20	- 7 -			
					8	NIO Formula E Team	1:11.006 Tom DILLMANN
1:11.005	Maximilian GÜNTHER	GEOX DRAGON	6	- 6 -			
					25	DS TECHEETAH	1:10.933 Jean-Eric VERGNE
1:10.854	Robin FRIJNS	Envision Virgin Racing	4	- 5 -			
					28	BMW i ANDRETTI MOTORSPORT	1:10.845 Antonio Felix DA COSTA
1:10.836	José Maria LOPEZ	GEOX DRAGON	7	- 4 -			
					2	Envision Virgin Racing	1:11.094 Sam BIRD
1:10.899	Alexander SIMS	BMW i ANDRETTI MOTORSPORT	27	- 3 -			
					66	Audi Sport Abt Schaeffler Formula E Team	1:10.894 Daniel ABT
1:10.696	Alexander LYNN	Panasonic Jaguar Racing	3	- 2 -			
					94	MAHINDRA RACING	1:10.600 Pascal WEHRLEIN
1:10.188	Sébastien BUEMI	Nissan e.dams	23	- 1 -			

Pole

Car 48 - Drop of 5 grid positions - Causing a collision - Stewards' Document No. 48 (Bern)
Car 64 - Permitted to start - Stewards' Document No. 31

Stewards:			Timekeeper:
Michael Schwägerl	José Abed	Dennis Dean	Lleó Batlles

Title Partner Technical Partner Official Partners
ABB MICHELIN TAG Heuer DHL SAUDIA Allianz BOSCH Heineken enel x BOSS modis ANTOFAGASTA MINERALS

FIA FORMULA E CHAMPIONSHIP 2018-19

Doc No. Date: 13/07/2019 Posted at:

ABB FIA FORMULA E CHAMPIONSHIP

Round 12 - New York City ePrix - Race (45' +1 lap)

FINAL CLASSIFICATION

Official Timekeeper: TAGHeuer

POS	PTS	NO	DRIVER	NAT	TEAM	VEHICLE	LAPS	TIME	GAP	KPH	Best	Lap
1	(28)	23	S. BUEMI	CHE	Nissan e.dams	Nissan IM01	36	46:16.399	-	108.3	1:12.711	31
2	(18)	20	M. EVANS	NZL	Panasonic Jaguar Racing	Jaguar I-Type III	36	46:17.331	+0.932	108.3	1:12.349	19
3	(15)	28	A. DA COSTA	PRT	BMW i ANDRETTI MOTORSPORT	BMW iFE.18	36	46:17.615	+1.216	108.2	1:12.515	31
4	(12)	27	A. SIMS	GBR	BMW i ANDRETTI MOTORSPORT	BMW iFE.18	36	46:19.370	+2.971	108.2	1:12.616	31
5	(10)	11	L. DI GRASSI	BRA	Audi Sport Abt Schaeffler Formula E Team	Audi e-tron FE05	36	46:19.936	+3.537	108.2	1:12.204	31
6	(9)	66	D. ABT	DEU	Audi Sport Abt Schaeffler Formula E Team	Audi e-tron FE05	36	46:20.779	+4.380	108.1	1:12.109	32
7	(6)	94	P. WEHRLEIN	DEU	MAHINDRA RACING	Mahindra M5Electro	36	46:22.942	+6.543	108.0	1:12.654	31
8	(4)	2	S. BIRD	GBR	Envision Virgin Racing	Audi e-tron FE05	36	46:30.228	+13.829	107.8	1:12.378	30
9	(2)	64	J. D'AMBROSIO	BEL	MAHINDRA RACING	Mahindra M5Electro	36	46:40.118	+23.719	107.4	1:12.381	26
10	(1)	16	O. TURVEY	GBR	NIO Formula E Team	NIO Sport 004	36	46:41.437	+25.038	107.3	1:13.101	32
11		17	G. PAFFETT	GBR	HWA RACELAB	Venturi VFE05	36	46:44.230	+27.831	107.2	1:12.288	32
12		7	J. LOPEZ	ARG	GEOX DRAGON	Penske EV-3	36	46:51.128	+34.729	107.0	1:12.135	9
13		5	S. VANDOORNE	BEL	HWA RACELAB	Venturi VFE05	36	47:06.963	+50.564	106.4	1:12.703	31
14		22	O. ROWLAND	GBR	Nissan e.dams	Nissan IM01	36	47:40.361	+1:23.962	105.1	1:12.576	31
15		25	J. VERGNE	FRA	DS TECHEETAH	DS E-TENSE FE19	36	47:50.907	+1:34.508	104.7	1:12.063	35
16		19	F. MASSA	BRA	Venturi Formula E Team	Venturi VFE05	35	45:11.810	1 Lap	107.8	1:12.578	33
17		36	A. LOTTERER	DEU	DS TECHEETAH	DS E-TENSE FE19	35	47:16.952	1 Lap	103.0	1:12.180	15

NOT CLASSIFIED

	6	M. GÜNTHER	DEU	GEOX DRAGON	Penske EV-3	28	36:40.363	1:13.256	9
	48	E. MORTARA	CHE	Venturi Formula E Team	Venturi VFE05	27	35:24.978	1:12.483	17
	3	A. LYNN	GBR	Panasonic Jaguar Racing	Jaguar I-Type III	18	22:12.568	1:13.002	7
	4	R. FRIJNS	NLD	Envision Virgin Racing	Audi e-tron FE05	15	19:08.181	1:13.456	4
	8	T. DILLMANN	FRA	NIO Formula E Team	NIO Sport 004	1	1:29.282		

POLE POSITION

23	S. BUEMI	CHE	Nissan e.dams	Nissan IM01	1:10.188	119.0 Kph

FASTEST LAP

25	J. VERGNE	FRA	DS TECHEETAH	DS E-TENSE FE19	1:12.063 on Lap 35	115.9 Kph

FASTEST LAP IN TOP 10

66	D. ABT	DEU	Audi Sport Abt Schaeffler Formula E Team	Audi e-tron FE05	1:12.109 on Lap 32	115.8 Kph

Car 2 - 10 second time penalty added - Stewards' Document No. 37
Car 64 - 5 second time penalty added - Stewards' Document No. 39

Stewards:
Michael Schwägerl José Abed Dennis Dean

Timekeeper:
Lleó Batlles

Series Partners:

Title Partner Technical Partner Official Partners

No part of these results/data may be reproduced, stored in a retrieval system or transmitted in any form or by any means electronic, mechanical, photocopying, recording, broadcasting or otherwise without prior permission of the copyright holder except for reproduction in local/national/international daily press and regular printed publications on sale to the public within 90 days of the event to which the results/data relate and provided that the copyright symbol appears together with the name of the copyright holder.

The FÉDÉRATION INTERNATIONALE DE L'AUTOMOBILE logo, FÉDÉRATION INTERNATIONALE DE L'AUTOMOBILE, FIA logo, FIA, FIA FORMULA-E CHAMPIONSHIP, FIA FORMULA-E CHAMPIONSHIP logo and related marks are protectedtrademarks of the Fédération Internationale de l'Automobile (FIA), Chemin de Blandonnet 2, 1214 Vernier, Switzerland.

©2019, Fédération Internationale de l'Automobile (FIA)

FIA FORMULA E CHAMPIONSHIP 2018-19

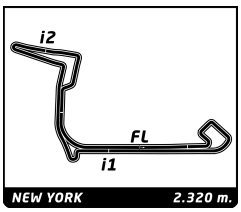

ABB FIA Formula E Championship

Round 12 - New York City ePrix

Race

Lap Chart

Official Timekeeper TAGHeuer

Nr	Pos	Grid	LAP 1	2	3	4	5	6	7	8	9	10	11	12	13	14	15	16	17	18	19	20	21	22	23	24	25	26	27	28	29	30	31	32
23	1	23	23	23	23	23	23	23	23	23	23	23	23	23	23	23	23	23	23	23	23	23	23	23	23	23	23	23	23	23	23	23	23	23
94	2	94	3	3	3	3	3	3	3	3	3	3	3	3	3	3	3	3	3	3	27	27	27	27	27	27	27	27	20	20	20	20	20	20
3	3	3	94	27	27	27	27	27	27	27	27	27	27	27	27	27	27	27	27	27	66	66	66	66	66	20	20	20	27	27	28	28	28	28
66	4	66	27	66	66	66	66	66	66	66	66	66	66	66	66	66	66	66	66	66	94	94	2	2	28	28	28	28	28	28	27	27	27	27
27	5	27	66	94	94	94	94	94	94	94	94	94	94	94	94	94	94	94	94	94	2	2	28	28	20	2	2	2	94	2	2	2	2	2
2	6	2	7	6	6	6	6	6	6	6	6	6	6	6	6	2	2	2	2	2	28	28	20	20	2	94	94	94	2	11	11	11	11	11
7	7	7	2	7	2	2	2	2	2	2	2	2	2	2	2	6	28	28	28	28	20	20	94	94	94	6	6	6	11	66	66	66	66	66
28	8	28	6	28	28	28	28	28	28	28	28	28	28	28	28	28	6	6	6	20	6	6	6	6	6	11	11	11	66	94	94	94	94	94
4	9	4	28	2	4	4	4	4	4	4	4	20	20	20	20	20	20	20	20	6	11	11	11	11	11	66	66	66	6	6	19	19	19	19
25	10	25	4	4	20	20	20	20	20	20	20	4	11	11	11	11	11	11	11	11	48	48	48	48	48	48	48	48	48	19	5	5	5	5
6	11	6	17	17	17	17	17	17	17	17	11	11	4	17	17	17	48	48	48	48	19	19	19	19	22	22	22	22	22	5	25	25	25	25
8	12	8	20	20	19	19	19	19	19	11	17	17	17	19	19	19	19	19	19	19	22	22	22	22	19	19	19	19	19	25	64	64	64	64
20	13	20	25	19	11	11	11	11	11	19	19	19	19	48	48	48	22	22	22	22	5	5	5	5	5	5	5	5	5	22	22	22	22	22
11	14	11	36	11	22	22	22	22	22	22	22	22	48	22	22	22	17	5	5	5	17	17	17	17	17	17	25	25	25	64	16	16	16	16
17	15	17	8	22	5	48	48	48	48	48	48	48	22	5	5	5	5	17	17	17	64	64	64	64	64	64	64	64	64	16	7	7	7	7
36	16	36	11	5	48	5	5	5	5	5	5	5	5	4	64	64	64	64	64	64	16	16	16	16	25	16	16	16	16	17	17	17	17	17
16	17	16	16	48	16	16	16	16	16	16	16	16	16	64	16	16	16	16	16	16	25	25	25	25	16	25	17	17	17	7	36	36	36	36
5	18	5	19	16	64	64	64	64	64	64	64	64	64	16	4	4	4	25	25	25	7	7	7	7	7	7	7	7	7	36				
22	19	22	22	64	36	25	25	25	25	25	25	25	25	25	25	25	25	7	7	7	36	36	36	36	36	36	36	36	36					
19	20	19	5	36	25	7	7	7	7	7	7	7	7	7	7	7	7	36	36	36														
48	21	48	48	25	7	36	36	36	36	36	36	36	36	36	36	36	36																	
64	22	64	64																															

Title Partner Technical Partner Official Partners
ABB MICHELIN TAG HEUER DHL SAUDIA Allianz BOSCH Heineken enel x BOSS modis ANTOFAGASTA MINERALS

FIA FORMULA E CHAMPIONSHIP 2018-19

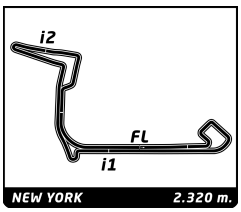

ABB FIA Formula E Championship

Round 12 - New York City ePrix

Race

Lap Chart

Official Timekeeper TAGHeuer

LAP

Nr	Pos	33	34	35	36
23	1	23	23	23	23
94	2	20	20	20	20
3	3	28	28	28	28
66	4	27	27	27	27
27	5	2	11	11	11
2	6	11	2	2	2
7	7	66	66	66	66
28	8	94	94	94	94
4	9	19	19	19	64
25	10	25	25	25	16
6	11	64	64	64	17
8	12	5	5	5	7
20	13	22	7	7	5
11	14	7	22	22	22
17	15	16	16	16	25
36	16	17	17	17	
16	17	36	36	36	
5	18				
22	19				
19	20				
48	21				
64	22				

Title Partner Technical Partner Official Partners

FIA FORMULA E CHAMPIONSHIP 2018-19

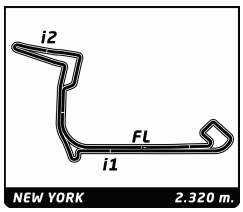

ABB FIA Formula E Championship

Round 12 - New York City ePrix

Race

Best Sector Times

Official Timekeeper TAGHeuer

Pos	SECTOR 1 Driver	Time	SECTOR 2 Driver	Time	SECTOR 3 Driver	Time	Pos	Driver	Ideal Lap	Best Lap	
1	25 J.VERGNE	24.043	25 J.VERGNE	27.911	25 J.VERGNE	19.410	1	25 J.VERGNE	1:11.364	1:12.063	(1)
2	66 D.ABT	24.136	7 J.LOPEZ	27.946	7 J.LOPEZ	19.462	2	7 J.LOPEZ	1:11.566	1:12.135	(3)
3	7 J.LOPEZ	24.158	23 S.BUEMI	28.037	36 A.LOTTERER	19.490	3	66 D.ABT	1:11.915	1:12.109	(2)
4	11 L.DI GRASSI	24.210	36 A.LOTTERER	28.042	2 S.BIRD	19.505	4	36 A.LOTTERER	1:11.973	1:12.180	(4)
5	20 M.EVANS	24.367	20 M.EVANS	28.063	28 A.DA COSTA	19.563	5	11 L.DI GRASSI	1:12.039	1:12.204	(5)
6	64 J.D'AMBROSIO	24.369	66 D.ABT	28.075	48 E.MORTARA	19.575	6	20 M.EVANS	1:12.049	1:12.349	(7)
7	28 A.DA COSTA	24.371	64 J.D'AMBROSIO	28.171	4 R.FRIJNS	19.611	7	2 S.BIRD	1:12.213	1:12.378	(8)
8	16 O.TURVEY	24.381	11 L.DI GRASSI	28.189	27 A.SIMS	19.613	8	17 G.PAFFETT	1:12.288	1:12.288	(6)
9	17 G.PAFFETT	24.398	22 O.ROWLAND	28.241	20 M.EVANS	19.619	9	28 A.DA COSTA	1:12.291	1:12.515	(11)
10	22 O.ROWLAND	24.401	17 G.PAFFETT	28.258	17 G.PAFFETT	19.632	10	64 J.D'AMBROSIO	1:12.333	1:12.381	(9)
11	2 S.BIRD	24.409	3 A.LYNN	28.271	11 L.DI GRASSI	19.640	11	48 E.MORTARA	1:12.365	1:12.483	(10)
12	3 A.LYNN	24.430	94 P.WEHRLEIN	28.286	66 D.ABT	19.704	12	27 A.SIMS	1:12.390	1:12.616	(14)
13	36 A.LOTTERER	24.441	2 S.BIRD	28.299	5 S.VANDOORNE	19.718	13	23 S.BUEMI	1:12.463	1:12.711	(17)
14	48 E.MORTARA	24.441	27 A.SIMS	28.316	94 P.WEHRLEIN	19.765	14	22 O.ROWLAND	1:12.488	1:12.576	(12)
15	5 S.VANDOORNE	24.448	19 F.MASSA	28.330	19 F.MASSA	19.770	15	94 P.WEHRLEIN	1:12.505	1:12.654	(15)
16	19 F.MASSA	24.448	48 E.MORTARA	28.349	64 J.D'AMBROSIO	19.793	16	5 S.VANDOORNE	1:12.527	1:12.703	(16)
17	94 P.WEHRLEIN	24.454	28 A.DA COSTA	28.357	6 M.GÜNTHER	19.813	17	19 F.MASSA	1:12.548	1:12.578	(13)
18	27 A.SIMS	24.461	5 S.VANDOORNE	28.361	22 O.ROWLAND	19.846	18	3 A.LYNN	1:12.550	1:13.002	(18)
19	23 S.BUEMI	24.524	16 O.TURVEY	28.366	3 A.LYNN	19.849	19	16 O.TURVEY	1:12.608	1:13.101	(19)
20	6 M.GÜNTHER	24.556	6 M.GÜNTHER	28.531	16 O.TURVEY	19.861	20	6 M.GÜNTHER	1:12.900	1:13.256	(20)
21	4 R.FRIJNS	25.016	4 R.FRIJNS	28.700	23 S.BUEMI	19.902	21	4 R.FRIJNS	1:13.327	1:13.456	(21)
22	8 T.DILLMANN	26.501	8 T.DILLMANN	32.099	8 T.DILLMANN	21.206	22	8 T.DILLMANN	1:19.806		

Title Partner Technical Partner Official Partners

FIA FORMULA E CHAMPIONSHIP 2018-19

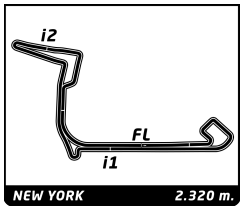

ABB FIA Formula E Championship

Round 12 - New York City ePrix

Race

Fastest Lap Sequence

Official Timekeeper TAGHeuer

Practice Time	Driver	Team	Car	Time	Kph	Lap
2:35.720	23 Sébastien BUEMI	Nissan e.dams	Nissan IM01	**1:15.417**	110.7	2
3:50.572	23 Sébastien BUEMI	Nissan e.dams	Nissan IM01	**1:14.852**	111.6	3
3:51.337	3 Alexander LYNN	Panasonic Jaguar Racing	Jaguar I-Type III	**1:14.612**	111.9	3
3:51.732	27 Alexander SIMS	BMW i ANDRETTI MOTORSPORT	BMW iFE.18	**1:14.042**	112.8	3
3:57.706	2 Sam BIRD	Envision Virgin Racing	Audi e-tron FE05	**1:13.510**	113.6	3
5:11.144	2 Sam BIRD	Envision Virgin Racing	Audi e-tron FE05	**1:13.438**	113.7	4
5:11.843	28 Antonio Felix DA COSTA	BMW i ANDRETTI MOTORSPORT	BMW iFE.18	**1:13.151**	114.2	4
7:30.683	23 Sébastien BUEMI	Nissan e.dams	Nissan IM01	**1:13.026**	114.4	6
7:31.306	3 Alexander LYNN	Panasonic Jaguar Racing	Jaguar I-Type III	**1:13.009**	114.4	6
8:44.308	3 Alexander LYNN	Panasonic Jaguar Racing	Jaguar I-Type III	**1:13.002**	114.4	7
8:58.105	11 Lucas DI GRASSI	Audi Sport Abt Schaeffler Formula E Team	Audi e-tron FE05	**1:12.804**	114.7	7
11:08.625	7 José Maria LOPEZ	GEOX DRAGON	Penske EV-3	**1:12.714**	114.9	8
12:20.760	7 José Maria LOPEZ	GEOX DRAGON	Penske EV-3	**1:12.135**	115.8	9
33:00.517	25 Jean-Eric VERGNE	DS TECHEETAH	DS E-TENSE FE19	**1:12.101**	115.8	25
45:12.233	25 Jean-Eric VERGNE	DS TECHEETAH	DS E-TENSE FE19	**1:12.063**	115.9	35

Title Partner Technical Partner Official Partners

FIA FORMULA E CHAMPIONSHIP 2018-19

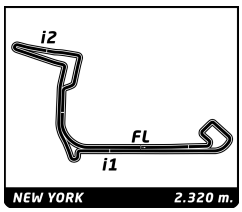

ABB FIA Formula E Championship

Round 12 - New York City ePrix

Race

Analysis by lap

Official Timekeeper TAGHeuer

Lapped

Lap 1

Nr	Lap Time	Gap
23	1:20.303	
3	1:21.035	0.732
94	1:21.933	1.630
27	1:22.108	1.805
66	1:22.621	2.318
7	1:22.993	2.690
2	1:23.343	3.040
6	1:24.149	3.846
28	1:24.986	4.683
4	1:26.941	6.638
17	1:27.573	7.270
20	1:27.801	7.498
25	1:28.463	8.160
36	1:28.802	8.499
8	1:29.282	8.979
11	1:29.534	9.231
16	1:30.433	10.130
19	1:30.958	10.655
22	1:31.384	11.081
5	1:31.945	11.642
48	1:32.139	11.836
64	1:32.975	12.672

Lap 2

Nr	Lap Time	Gap
23	1:15.417	
3	1:15.690	1.005
27	1:15.582	1.970
66	1:15.716	2.617
94	1:17.576	3.789
6	1:17.410	5.839
7	1:21.068	8.341
28	1:19.123	8.389
2	1:20.853	8.476
4	1:18.240	9.461
17	1:18.370	10.223
20	1:18.530	10.611
19	1:18.346	13.584
11	1:20.818	14.632
22	1:19.396	15.060
5	1:19.602	15.827
48	1:19.790	16.209
16	1:22.254	16.967
64	1:19.918	17.173
36	1:28.412	21.494
25	1:37.562	30.305

Lap 3

Nr	Lap Time	Gap
23	1:14.852	
3	1:14.612	0.765
27	1:14.042	1.160
66	1:14.194	1.959
94	1:14.379	3.316
6	1:14.306	5.293
2	1:13.510	7.134
28	1:14.583	8.120
4	1:15.614	10.223
20	1:14.807	10.566
17	1:16.256	11.627
19	1:14.822	13.554
11	1:14.135	13.915
22	1:14.250	14.458
5	1:14.166	15.141
48	1:14.031	15.388
16	1:14.363	16.478
64	1:14.867	17.188
36	1:28.338	34.980
25	1:40.847	56.300
7	2:10.791	1:04.280

Lap 4

Nr	Lap Time	Gap
23	1:13.841	
3	1:13.748	0.672
27	1:13.803	1.122
66	1:13.582	1.700
94	1:13.787	3.262
6	1:14.190	5.642
2	1:13.438	6.731
28	1:13.151	7.430
4	1:13.456	9.838
20	1:13.756	10.481
17	1:13.586	11.372
19	1:13.711	13.424
11	1:13.784	13.858
22	1:14.231	14.848
48	1:14.818	16.365
5	1:16.023	17.323
16	1:15.254	17.891
64	1:15.135	18.482
25	1:14.146	56.605
7	1:18.685	1:09.124

Lap 5

Nr	Lap Time	Gap
23	1:13.244	
3	1:13.212	0.640
27	1:13.236	1.114
66	1:13.498	1.954
36	1:54.252	1 Lap
94	1:13.422	3.440
6	1:13.841	6.239
2	1:13.448	6.935
28	1:13.388	7.574
4	1:13.520	10.114
20	1:13.377	10.614
17	1:13.289	11.417
19	1:13.225	13.405
11	1:13.398	14.012
22	1:13.655	15.259
48	1:13.429	16.550
5	1:13.762	17.841
16	1:13.977	18.624
64	1:13.777	19.015
25	1:13.811	57.172
7	1:14.075	1:09.955

Lap 6

Nr	Lap Time	Gap
23	1:13.026	
3	1:13.009	0.623
27	1:13.210	1.298
66	1:13.052	1.980
94	1:13.669	4.083
6	1:13.881	7.094
2	1:13.539	7.448
28	1:13.355	7.903
4	1:13.641	10.729
20	1:14.524	12.112
17	1:14.458	12.849
19	1:13.505	13.884
11	1:13.632	14.618
22	1:13.547	15.780
48	1:13.119	16.643
5	1:14.053	18.868
16	1:14.581	20.179
64	1:14.402	20.391
36	1:36.392	1 Lap
25	1:13.938	58.084
7	1:14.465	1:11.394

Lap 7

Nr	Lap Time	Gap
23	1:13.253	
3	1:13.002	0.372
27	1:13.143	1.188
66	1:13.263	1.990
94	1:13.403	4.233
6	1:13.616	7.457
2	1:13.498	7.693
28	1:13.732	8.382
4	1:14.682	12.158
20	1:13.731	12.590
17	1:13.728	13.324
19	1:13.293	13.924
11	1:12.804	14.169
22	1:13.274	15.801
48	1:13.061	16.451
5	1:13.852	19.467
16	1:13.169	20.095
64	1:13.521	20.659
36	1:13.044	1 Lap
25	1:13.569	58.400
7	1:13.834	1:11.975

Lap 8

Nr	Lap Time	Gap
23	1:12.938	
3	1:13.006	0.440
27	1:12.949	1.199
66	1:12.872	1.924
94	1:13.664	4.959
6	1:13.723	8.242
2	1:14.016	8.771
28	1:13.834	9.278
4	1:13.759	12.979
20	1:13.864	13.516
17	1:13.903	14.289
11	1:13.340	14.571
19	1:14.535	15.521
22	1:13.803	16.666
48	1:13.617	17.130
5	1:13.657	20.186
16	1:13.528	20.685
64	1:13.892	21.613
36	1:13.464	1 Lap
25	1:13.283	58.745
7	1:12.714	1:11.751

Lap 9

Nr	Lap Time	Gap
23	1:12.836	
3	1:13.021	0.625
27	1:13.706	2.069
66	1:13.512	2.600
94	1:13.904	6.027
6	1:13.256	8.662
2	1:13.723	9.658
28	1:14.014	10.456
4	1:13.629	13.772
20	1:13.674	14.354
11	1:13.228	14.963
17	1:14.441	15.894
19	1:13.601	16.286
22	1:13.882	17.712
48	1:13.815	18.109
5	1:13.429	20.779
16	1:13.494	21.343
64	1:13.450	22.227
36	1:12.995	1 Lap
25	1:13.280	59.189
7	1:12.135	1:11.050

Lap 10

Nr	Lap Time	Gap
23	1:12.956	
3	1:13.080	0.749
27	1:12.752	1.865
66	1:12.825	2.469
94	1:13.241	6.312
6	1:13.258	8.964
2	1:13.626	10.328
28	1:13.494	10.994
20	1:13.675	15.073
4	1:15.012	15.828
11	1:14.363	16.370
17	1:14.136	17.074
19	1:14.168	17.498
22	1:13.583	18.339
48	1:13.489	18.642
5	1:13.466	21.289
16	1:14.025	22.412
64	1:13.649	22.920
36	1:12.843	1 Lap
25	1:12.972	59.205
7	1:12.658	1:10.752

Lap 11

Nr	Lap Time	Gap
23	1:13.565	
3	1:13.330	0.514
27	1:12.833	1.133
66	1:13.176	2.080
94	1:13.627	6.374
6	1:13.447	8.846
2	1:13.431	10.194
28	1:13.491	10.920
20	1:13.644	15.152
11	1:13.836	16.641
4	1:15.534	17.797
17	1:14.630	18.139
19	1:14.642	18.575
48	1:14.389	19.466
22	1:15.465	20.239
5	1:13.734	21.458
16	1:14.429	23.276
64	1:14.214	23.569
36	1:13.212	1 Lap
25	1:13.042	58.682
7	1:12.992	1:10.179

Lap 12

Nr	Lap Time	Gap
23	1:13.896	
3	1:13.816	0.434
27	1:13.547	0.784
66	1:14.182	2.366
94	1:13.321	5.799
6	1:14.077	9.027
2	1:13.110	9.408
28	1:13.477	10.501
20	1:13.701	14.957
11	1:14.237	16.982
17	1:14.627	18.870
19	1:15.221	19.900
48	1:15.299	20.869
22	1:15.543	21.886
5	1:14.983	22.545
4	1:20.952	24.853
64	1:15.183	24.856
16	1:16.038	25.418
36	1:13.970	1 Lap
25	1:13.272	58.058
7	1:13.100	1:09.383

Lap 13

Nr	Lap Time	Gap
23	1:13.947	
3	1:13.737	0.224

Title Partner Technical Partner Official Partners

FIA FORMULA E CHAMPIONSHIP 2018-19

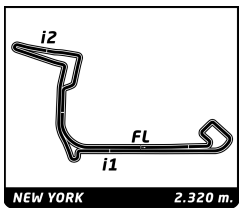

ABB FIA Formula E Championship

Round 12 - New York City ePrix

Race

Analysis by lap

Official Timekeeper TAGHeuer

Lapped

Nr	Lap Time	Gap
27	1:14.086	0.923
66	1:13.570	1.989
94	1:14.001	5.853
6	1:13.862	8.942
2	1:13.683	9.144
28	1:13.497	10.051
20	1:13.148	14.158
11	1:13.562	16.597
17	1:13.503	18.426
19	1:13.374	19.327
48	1:13.355	20.277
22	1:13.275	21.214
5	1:13.484	22.082
64	1:13.834	24.743
36	1:13.589	1 Lap
16	1:15.596	27.067
4	1:19.333	30.239
25	1:12.989	57.100
7	1:13.573	1:09.009

Lap 14

Nr	Lap Time	Gap
23	1:13.868	
3	1:14.068	0.424
27	1:13.965	1.020
66	1:13.614	1.735
94	1:13.744	5.729
2	1:12.919	8.195
6	1:14.496	9.570
28	1:13.545	9.728
20	1:13.213	13.503
11	1:13.216	15.945
17	1:13.670	18.228
19	1:13.493	18.952
48	1:12.965	19.374
22	1:13.471	20.817
5	1:13.221	21.435
64	1:13.953	24.828
36	1:13.836	1 Lap
16	1:14.680	27.879
4	1:16.659	33.030
25	1:12.914	56.146
7	1:13.465	1:08.606

Lap 15

Nr	Lap Time	Gap
23	1:13.223	
3	1:13.461	0.662
27	1:13.551	1.348
66	1:13.352	1.864
94	1:14.147	6.653
2	1:13.230	8.202
28	1:12.830	9.335
6	1:14.271	10.618
20	1:12.935	13.215
11	1:12.842	15.564
48	1:13.687	19.838
19	1:14.851	20.580
22	1:13.662	21.256
17	1:16.937	21.942
5	1:14.023	22.235
64	1:13.717	25.322
36	1:13.706	1 Lap
16	1:14.347	29.003
4	1:17.209	37.016
25	1:13.725	56.648
7	1:15.366	1:10.749

Lap 16

Nr	Lap Time	Gap
23	1:13.751	
3	1:13.524	0.435
27	1:13.502	1.099
66	1:13.679	1.792
94	1:13.840	6.742
2	1:13.610	8.061
28	1:12.984	8.568
6	1:14.031	10.898
20	1:13.040	12.504
11	1:12.765	14.578
48	1:12.706	18.793
19	1:12.939	19.768
22	1:13.073	20.578
5	1:12.897	21.381
17	1:14.354	22.545
36	1:12.180	1 Lap
64	1:14.027	25.598
16	1:14.339	29.591
25	1:13.192	56.089
7	1:13.269	1:10.267

Lap 17

Nr	Lap Time	Gap
23	1:13.669	
3	1:13.754	0.520
27	1:13.671	1.101
66	1:13.589	1.712
94	1:13.601	6.674
2	1:13.144	7.536
28	1:13.342	8.241
6	1:13.961	11.190
20	1:12.872	11.707
11	1:13.121	14.030
48	1:12.483	17.607
19	1:12.911	19.010
22	1:13.168	20.077
5	1:13.171	20.883
17	1:13.550	22.426
36	1:12.334	1 Lap
64	1:13.242	25.171
16	1:14.282	30.204
25	1:12.939	55.359
7	1:13.457	1:10.055

Lap 18

Nr	Lap Time	Gap
23	1:13.644	
3	1:13.463	0.339
27	1:13.415	0.872
66	1:13.573	1.641
94	1:13.678	6.708
2	1:13.480	7.372
28	1:13.311	7.908
20	1:13.206	11.269
6	1:14.629	12.175
11	1:13.150	13.536
48	1:12.668	16.631
19	1:13.353	18.719
22	1:13.416	19.849
5	1:13.392	20.631
36	1:12.658	1 Lap
17	1:13.887	22.669
64	1:13.191	24.718
16	1:14.279	30.839
25	1:13.119	54.834
7	1:12.981	1:09.392

Lap 19

Nr	Lap Time	Gap
23	1:13.631	
27	1:13.653	0.894
66	1:13.556	1.566
94	1:13.666	6.743
2	1:13.342	7.083
28	1:13.649	7.926
20	1:12.349	9.987
6	1:13.354	11.898
11	1:13.132	13.037
48	1:13.145	16.145
19	1:13.560	18.648
22	1:13.887	20.105
5	1:13.405	20.405
36	1:13.127	1 Lap
17	1:13.513	22.551
64	1:13.132	24.219
16	1:14.279	31.487
25	1:13.455	54.658
7	1:13.636	1:09.397

Lap 20

Nr	Lap Time	Gap
23	1:13.647	
27	1:13.202	0.449
66	1:13.506	1.425
94	1:13.619	6.715
2	1:13.455	6.891
28	1:13.299	7.578
20	1:12.382	8.722
6	1:13.486	11.737
11	1:12.951	12.341
48	1:13.052	15.550
19	1:13.447	18.448
22	1:13.623	20.081
5	1:13.949	20.707
36	1:13.572	1 Lap
17	1:13.356	22.260
64	1:13.002	23.574
16	1:14.365	32.205
25	1:13.755	54.766
7	1:13.491	1:09.241

Lap 21

Nr	Lap Time	Gap
23	1:19.265	
27	1:19.548	0.732
66	1:19.477	1.637
2	1:21.171	8.797
28	1:20.837	9.150
20	1:21.039	10.496
94	1:23.963	11.413
6	1:20.176	12.648
11	1:20.685	13.761
48	1:20.321	16.606
19	1:21.243	20.426
22	1:20.622	21.438
5	1:22.085	23.527
36	1:23.408	1 Lap
17	1:24.621	27.616
64	1:24.630	28.939
16	1:28.590	41.530
25	1:18.773	54.274
7	1:22.864	1:12.840

Lap 22

Nr	Lap Time	Gap
23	3:08.301	
27	3:07.737	0.168
66	3:07.382	0.718
2	3:00.464	0.960
28	3:00.598	1.447
20	2:59.661	1.856
94	2:59.588	2.700
6	2:58.760	3.107
11	2:57.931	3.391
48	2:55.548	3.853
19	2:52.316	4.441
22	2:51.928	5.065
5	2:50.901	6.127
36	2:50.786	1 Lap
17	2:50.761	10.076
64	2:50.357	10.995
16	2:38.668	11.897
25	2:26.128	12.101
7	2:07.819	12.358

Lap 23

Nr	Lap Time	Gap
23	1:16.003	
27	1:16.203	0.368
66	1:15.792	0.507
28	1:15.617	1.061
20	1:15.981	1.834
2	1:17.354	2.311
94	1:16.151	2.848
6	1:16.145	3.249
11	1:16.384	3.772
48	1:16.651	4.501
22	1:17.127	6.189
19	1:18.911	7.349
5	1:17.565	7.689
36	1:16.215	1 Lap
17	1:15.106	9.179
64	1:14.880	9.872
25	1:13.967	10.065
16	1:15.487	11.381
7	1:15.339	11.694

Lap 24

Nr	Lap Time	Gap
23	1:14.195	
27	1:14.351	0.524
20	1:14.177	1.816
28	1:15.094	1.960
2	1:14.570	2.686
94	1:14.738	3.391
6	1:15.192	4.246
11	1:15.300	4.877
66	1:18.853	5.165
48	1:15.745	6.051
22	1:14.636	6.630
19	1:13.966	7.120
5	1:14.157	7.651
36	1:14.148	1 Lap
17	1:13.824	8.808
64	1:13.453	9.130
16	1:13.757	10.943
25	1:15.275	11.145
7	1:14.408	11.907

Lap 25

Nr	Lap Time	Gap
23	1:13.630	
27	1:13.638	0.532
20	1:13.332	1.518
28	1:13.803	2.133
2	1:13.398	2.454
94	1:13.452	3.213
6	1:13.276	3.892
11	1:13.037	4.284
66	1:13.218	4.753
48	1:13.251	5.672
22	1:13.322	6.322
19	1:13.426	6.916
5	1:13.315	7.336
36	1:13.301	1 Lap
25	1:12.101	9.616
64	1:15.392	10.892
16	1:14.349	11.662
17	1:17.005	12.183
7	1:14.232	12.509

Lap 26

Title Partner Technical Partner Official Partners

FIA FORMULA E CHAMPIONSHIP 2018-19

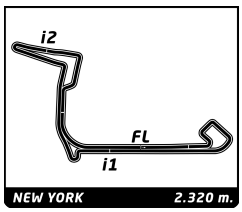

ABB FIA Formula E Championship

Round 12 - New York City ePrix

Race

Analysis by lap

Official Timekeeper TAGHeuer

Lapped

Nr	Lap Time	Gap
23	1:13.509	
27	1:13.408	0.431
20	1:12.893	0.902
28	1:12.911	1.535
2	1:12.914	1.859
94	1:13.069	2.773
6	1:13.528	3.911
11	1:13.306	4.081
66	1:13.477	4.721
48	1:12.941	5.104
22	1:12.929	5.742
19	1:13.278	6.685
5	1:13.446	7.273
36	1:13.429	1 Lap
25	1:12.662	8.769
64	1:12.381	9.764
16	1:13.230	11.383
17	1:13.060	11.734
7	1:13.573	12.573

Lap 27

Nr	Lap Time	Gap
23	1:12.944	
20	1:13.513	1.471
27	1:14.917	2.404
28	1:14.468	3.059
94	1:14.699	4.528
2	1:15.843	4.758
11	1:14.035	5.172
66	1:15.038	6.815
6	1:16.317	7.284
48	1:15.464	7.624
22	1:15.295	8.093
19	1:15.007	8.748
5	1:14.764	9.093
25	1:13.740	9.565
36	1:15.469	1 Lap
64	1:13.931	10.751
16	1:13.679	12.118
17	1:13.689	12.479
7	1:13.648	13.277

Lap 28

Nr	Lap Time	Gap
23	1:13.143	
20	1:12.495	0.823
27	1:12.941	2.202
28	1:12.739	2.655
2	1:13.429	5.044
11	1:15.236	7.265
66	1:14.781	8.453
94	1:17.595	8.980
6	1:15.725	9.866
19	1:14.596	10.201
5	1:14.608	10.558
25	1:14.596	11.018
22	1:16.818	11.768
64	1:14.536	12.144
36	1:15.485	1 Lap
16	1:13.980	12.955
17	1:13.939	13.275
7	1:13.528	13.662

Lap 29

Nr	Lap Time	Gap
23	1:13.128	
20	1:13.582	1.277
28	1:13.022	2.549
27	1:14.023	3.097
2	1:12.668	4.584
11	1:12.592	6.729
66	1:12.889	8.214
94	1:13.881	9.733
19	1:14.115	11.188
5	1:14.186	11.616
25	1:14.596	12.486
64	1:14.464	13.480
36	1:14.615	1 Lap
22	1:15.731	14.371
16	1:14.989	14.816
7	1:16.230	16.764
17	1:18.939	19.086

Lap 30

Nr	Lap Time	Gap
23	1:13.191	
20	1:12.811	0.897
28	1:12.637	1.995
27	1:12.701	2.607
2	1:12.378	3.771
11	1:12.343	5.881
66	1:12.224	7.247
94	1:13.162	9.704
19	1:12.797	10.794
5	1:12.902	11.327
25	1:12.592	11.887
64	1:12.662	12.951
36	1:12.436	1 Lap
22	1:12.803	13.983
16	1:13.385	15.010
7	1:12.582	16.155
17	1:14.308	20.203

Lap 31

Nr	Lap Time	Gap
23	1:12.711	
20	1:13.117	1.303
28	1:12.515	1.799
27	1:12.616	2.512
2	1:12.448	3.508
11	1:12.204	5.374
66	1:12.579	7.115
94	1:12.654	9.647
19	1:12.866	10.949
5	1:12.703	11.319
25	1:12.611	11.787
64	1:12.491	12.731
36	1:12.363	1 Lap
22	1:12.576	13.848
16	1:13.393	15.692
7	1:13.133	16.577
17	1:12.856	20.348

Lap 32

Nr	Lap Time	Gap
23	1:12.921	
20	1:13.385	1.767
28	1:13.249	2.127
27	1:13.099	2.690
2	1:12.584	3.171
11	1:12.467	4.920
66	1:12.109	6.303
94	1:12.723	9.449
19	1:12.843	10.871
5	1:13.060	11.458
25	1:12.791	11.657
36	1:12.217	1 Lap
64	1:13.129	12.939
22	1:12.618	13.545
16	1:13.101	15.872
7	1:12.351	16.007
17	1:12.288	19.715

Lap 33

Nr	Lap Time	Gap
23	1:13.143	
20	1:13.010	1.634
28	1:13.159	2.143
27	1:13.306	2.853
2	1:13.192	3.220
11	1:12.331	4.108
66	1:12.331	5.491
94	1:12.675	8.981
19	1:12.578	10.306
25	1:13.042	11.556
64	1:13.182	12.978
36	1:14.663	1 Lap
5	1:16.077	14.392
22	1:14.629	15.031
7	1:12.384	15.248
16	1:14.293	17.022
17	1:12.986	19.558

Lap 34

Nr	Lap Time	Gap
23	1:13.109	
20	1:13.660	2.185
28	1:13.667	2.701
27	1:13.949	3.693
11	1:13.353	4.352
2	1:14.626	4.737
66	1:13.136	5.518
94	1:12.751	8.623
19	1:12.783	9.980
25	1:13.023	11.470
64	1:12.783	12.652
36	1:12.785	1 Lap
5	1:12.725	14.008
7	1:12.838	14.977
22	1:14.093	16.015
16	1:13.581	17.494
17	1:15.686	22.135

Lap 35

Nr	Lap Time	Gap
23	1:14.495	
20	1:13.331	1.021
28	1:13.231	1.437
27	1:13.906	3.104
11	1:13.893	3.750
2	1:13.821	4.063
66	1:13.692	4.715
94	1:12.860	6.988
19	1:13.130	8.615
25	1:12.063	9.038
64	1:12.858	11.015
36	1:12.581	1 Lap
5	1:13.108	12.621
7	1:12.759	13.241
22	1:13.176	14.696
16	1:13.850	16.849
17	1:12.750	20.390

Lap 36

Nr	Lap Time	Gap
23	1:13.204	
20	1:13.115	0.932
28	1:12.983	1.216
27	1:13.071	2.971
11	1:12.991	3.537
2	1:12.970	3.829
66	1:12.869	4.380
94	1:12.759	6.543
64	1:20.908	18.719
16	1:21.393	25.038
17	1:20.645	27.831
7	1:34.692	34.729
5	1:51.147	50.564
36	2:02.325	1 Lap
22	2:22.470	1:23.962
25	2:38.674	1:34.508

Title Partner Technical Partner Official Partners

FIA FORMULA E CHAMPIONSHIP 2018-19

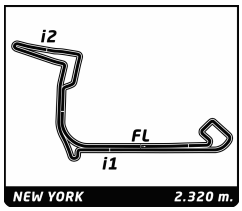

ABB FIA Formula E Championship

Round 12 - New York City ePrix

Race

Analysis

Official Timekeeper TAGHeuer

250KW | 225KW | Personal Best | Session Best | **B** Crossing the finish line in pit lane

2 Sam BIRD — GBR

Envision Virgin Racing — Audi e-tron FE05

Lap	Time		Sector 1	Sector 2	Sector 3	Kph	Elapsed
1	1:23.343		32.637	30.775	19.931	100.2	1:23.343
2	1:20.853		26.973	33.949	19.931	103.3	2:44.196
3	1:13.510		25.459	28.519	19.532	113.6	3:57.706
4	1:13.438		25.108	28.747	19.583	113.7	5:11.144
5	1:13.448		25.333	28.592	19.523	113.7	6:24.592
6	1:13.539		25.085	28.648	19.806	113.6	7:38.131
7	1:13.498		25.010	28.786	19.702	113.6	8:51.629
8	1:14.016		25.566	28.781	19.669	112.8	10:05.645
9	1:13.723		25.139	28.748	19.836	113.3	11:19.368
10	1:13.626		25.205	28.725	19.696	113.4	12:32.994
11	1:13.431		24.919	28.845	19.667	113.7	13:46.425
12	1:13.110	◪	24.934	28.477	19.699	114.2	14:59.535
13	1:13.683	◪	24.981	29.029	19.673	113.4	16:13.218
14	1:12.919	◪	24.778	28.470	19.671	114.5	17:26.137
15	1:13.230	◪	24.831	28.590	19.809	114.1	18:39.367
16	1:13.610		25.079	28.793	19.738	113.5	19:52.977
17	1:13.144		24.877	28.560	19.707	114.2	21:06.121
18	1:13.480		24.991	28.690	19.799	113.7	22:19.601
19	1:13.342		24.870	28.699	19.773	113.9	23:32.943
20	1:13.455		25.020	28.596	19.839	113.7	24:46.398
21	1:21.171		24.875	28.754	27.542	102.9	26:07.569
22	3:00.464		1:06.998	1:29.411	24.055	46.3	29:08.033
23	1:17.354		26.106	30.550	20.698	108.0	30:25.387
24	1:14.570		26.019	28.854	19.697	112.0	31:39.957
25	1:13.398	◪	25.205	28.588	19.605	113.8	32:53.355
26	1:12.914	◪	24.837	28.518	19.559	114.5	34:06.269
27	1:15.843	◪	24.617	31.312	19.914	110.1	35:22.112
28	1:13.429	◪	24.714	29.080	19.635	113.7	36:35.541
29	1:12.668		24.757	28.331	19.580	114.9	37:48.209
30	1:12.378		24.553	28.303	19.522	115.4	39:00.587
31	1:12.448		24.632	28.299	19.517	115.3	40:13.035
32	1:12.584		24.409	28.670	19.505	115.1	41:25.619
33	1:13.192		24.482	29.078	19.632	114.1	42:38.811
34	1:14.626		24.675	29.854	20.097	111.9	43:53.437
35	1:13.821		24.720	29.346	19.755	113.1	45:07.258
36	1:12.970		24.539	28.663	19.768	114.5	46:20.228

3 Alexander LYNN — GBR

Panasonic Jaguar Racing — Jaguar I-Type III

Lap	Time		Sector 1	Sector 2	Sector 3	Kph	Elapsed
1	1:21.035		30.763	29.460	20.812	103.1	1:21.035
2	1:15.690		25.951	29.256	20.483	110.3	2:36.725
3	1:14.612		25.312	29.188	20.112	111.9	3:51.337
4	1:13.748		25.023	28.771	19.954	113.3	5:05.085
5	1:13.212		24.936	28.427	19.849	114.1	6:18.297
6	1:13.009		24.758	28.360	19.891	114.4	7:31.306
7	1:13.002	◪	24.865	28.271	19.866	114.4	8:44.308
8	1:13.006	◪	24.600	28.534	19.872	114.4	9:57.314
9	1:13.021	◪	24.430	28.627	19.964	114.4	11:10.335
10	1:13.080	◪	24.721	28.478	19.881	114.3	12:23.415
11	1:13.330		24.757	28.694	19.879	113.9	13:36.745
12	1:13.816		24.890	28.705	20.221	113.1	14:50.561
13	1:13.737	◪	24.882	28.913	19.942	113.3	16:04.298
14	1:14.068	◪	25.116	29.055	19.897	112.8	17:18.366
15	1:13.461	◪	24.504	29.026	19.931	113.7	18:31.827
16	1:13.524	◪	24.646	28.835	20.043	113.6	19:45.351
17	1:13.754		24.988	28.809	19.957	113.2	20:59.105
18	1:13.463		24.762	28.688	20.013	113.7	22:12.568

4 Robin FRIJNS — NLD

Envision Virgin Racing — Audi e-tron FE05

Lap	Time		Sector 1	Sector 2	Sector 3	Kph	Elapsed
1	1:26.941		33.174	32.636	21.131	96.1	1:26.941
2	1:18.240		26.039	32.061	20.140	106.7	2:45.181
3	1:15.614		25.839	29.791	19.984	110.5	4:00.795
4	1:13.456		25.016	28.714	19.726	113.7	5:14.251
5	1:13.520		25.050	28.859	19.611	113.6	6:27.771
6	1:13.641		25.047	28.811	19.783	113.4	7:41.412
7	1:14.682		25.886	28.940	19.856	111.8	8:56.094
8	1:13.759	◪	25.237	28.839	19.683	113.2	10:09.853
9	1:13.629	◪	25.043	28.700	19.886	113.4	11:23.482
10	1:15.012	◪	25.293	29.729	19.990	111.3	12:38.494
11	1:15.534	◪	25.270	29.729	20.535	110.6	13:54.028
12	1:20.952		25.753	31.708	23.491	103.2	15:14.980
13	1:19.333		28.191	30.142	21.000	105.3	16:34.313
14	1:16.659		26.002	29.816	20.841	109.0	17:50.972
15	1:17.209		26.234	29.853	21.122	108.2	19:08.181

5 Stoffel VANDOORNE — BEL

HWA RACELAB — Venturi VFE05

Lap	Time		Sector 1	Sector 2	Sector 3	Kph	Elapsed
1	1:31.945		37.566	33.009	21.370	90.8	1:31.945
2	1:19.602		25.614	33.064	20.924	104.9	2:51.547
3	1:14.166		25.273	28.913	19.980	112.6	4:05.713
4	1:16.023		26.219	29.729	20.075	109.9	5:21.736
5	1:13.762		25.149	28.721	19.892	113.2	6:35.498
6	1:14.053		25.314	28.785	19.954	112.8	7:49.551
7	1:13.852		25.157	28.718	19.977	113.1	9:03.403
8	1:13.657		24.958	28.665	20.034	113.4	10:17.060
9	1:13.429		24.944	28.641	19.844	113.7	11:30.489
10	1:13.466		24.814	28.707	19.945	113.7	12:43.955
11	1:13.734		24.865	28.814	20.055	113.3	13:57.689
12	1:14.983		24.965	29.368	20.650	111.4	15:12.672
13	1:13.484		24.965	28.599	19.920	113.7	16:26.156
14	1:13.221	◪	24.813	28.465	19.943	114.1	17:39.377
15	1:14.023	◪	24.686	28.791	20.546	112.8	18:53.400
16	1:12.897	◪	24.556	28.467	19.874	114.6	20:06.297
17	1:13.171	◪	24.626	28.518	20.027	114.1	21:19.468
18	1:13.392		24.885	28.597	19.910	113.8	22:32.860
19	1:13.405	◪	24.792	28.561	20.052	113.8	23:46.265
20	1:13.949	◪	25.400	28.654	19.895	112.9	25:00.214
21	1:22.085	◪	24.768	31.257	26.060	101.7	26:22.299
22	2:50.901		1:07.008	1:23.205	20.688	48.9	29:13.200
23	1:17.565		24.991	32.208	20.366	107.7	30:30.765
24	1:14.157		24.890	29.146	20.121	112.6	31:44.922
25	1:13.315		24.560	28.838	19.917	113.9	32:58.237
26	1:13.446		24.702	28.907	19.837	113.7	34:11.683
27	1:14.764		24.637	29.729	20.398	111.7	35:26.447
28	1:14.608		24.803	29.507	20.298	111.9	36:41.055
29	1:14.186		25.319	28.955	19.912	112.6	37:55.241
30	1:12.902		24.451	28.614	19.837	114.6	39:08.143
31	1:12.703		24.521	28.450	19.732	114.9	40:20.846
32	1:13.060		24.570	28.591	19.899	114.3	41:33.906
33	1:16.077		27.108	28.983	19.986	109.8	42:49.983

Title Partner Technical Partner Official Partners

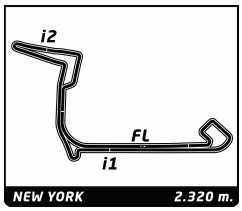

ABB FIA Formula E Championship
Round 12 - New York City ePrix
Race
Analysis

Official Timekeeper TAGHeuer

250KW | 225KW | Personal Best | Session Best | B Crossing the finish line in pit lane

Lap	Time		Sector 1	Sector 2	Sector 3	Kph	Elapsed
34	1:12.725		24.448	28.496	19.781	114.8	44:02.708
35	1:13.108		25.029	28.361	19.718	114.2	45:15.816
36	1:51.147		50.294	32.298	28.555	75.1	47:06.963

6 Maximilian GÜNTHER — DEU
GEOX DRAGON — Penske EV-3

Lap	Time		Sector 1	Sector 2	Sector 3	Kph	Elapsed
1	1:24.149		33.435	30.585	20.129	99.3	1:24.149
2	1:17.410		26.353	31.096	19.961	107.9	2:41.559
3	1:14.306		25.185	29.038	20.083	112.4	3:55.865
4	1:14.190		25.347	28.763	20.080	112.6	5:10.055
5	1:13.841		25.084	28.842	19.915	113.1	6:23.896
6	1:13.881		25.160	28.714	20.007	113.0	7:37.777
7	1:13.616		24.866	28.752	19.998	113.5	8:51.393
8	1:13.723	225KW	25.247	28.663	19.813	113.3	10:05.116
9	1:13.256	225KW	24.814	28.541	19.901	114.0	11:18.372
10	1:13.258	225KW	24.797	28.589	19.872	114.0	12:31.630
11	1:13.447	225KW	24.815	28.671	19.961	113.7	13:45.077
12	1:14.077		25.129	28.891	20.057	112.7	14:59.154
13	1:13.862		25.053	28.821	19.988	113.1	16:13.016
14	1:14.496		25.512	28.900	20.084	112.1	17:27.512
15	1:14.271		25.570	28.763	19.938	112.5	18:41.783
16	1:14.031		24.954	29.040	20.037	112.8	19:55.814
17	1:13.961		25.159	28.932	19.870	112.9	21:09.775
18	1:14.629		24.892	29.591	20.146	111.9	22:24.404
19	1:13.354		24.886	28.571	19.897	113.9	23:37.758
20	1:13.486		24.941	28.620	19.925	113.7	24:51.244
21	1:20.176		24.850	28.531	26.795	104.2	26:11.420
22	2:58.760		1:08.631	1:28.244	21.885	46.7	29:10.180
23	1:16.145	225KW	25.721	29.960	20.464	109.7	30:26.325
24	1:15.192	225KW	25.813	29.255	20.124	111.1	31:41.517
25	1:13.276	225KW	24.556	28.821	19.899	114.0	32:54.793
26	1:13.528	225KW	24.565	28.851	20.112	113.6	34:08.321
27	1:16.317		25.072	30.550	20.695	109.4	35:24.638
28	1:15.725		24.651	30.435	20.639	110.3	36:40.363

7 José Maria LOPEZ — ARG
GEOX DRAGON — Penske EV-3

Lap	Time		Sector 1	Sector 2	Sector 3	Kph	Elapsed
1	1:22.993		32.320	30.689	19.984	100.6	1:22.993
2	1:21.068		27.047	33.284	20.737	103.0	2:44.061
3	2:10.791	B	26.656	30.982	1:13.153	63.9	4:54.852
4	1:18.685		29.978	28.769	19.938	106.1	6:13.537
5	1:14.075		25.307	28.863	19.905	112.8	7:27.612
6	1:14.465		25.509	28.849	20.107	112.2	8:42.077
7	1:13.834		25.294	28.717	19.823	113.1	9:55.911
8	1:12.714	225KW	24.699	27.946	20.069	114.9	11:08.625
9	1:12.135	225KW	24.482	28.072	19.581	115.8	12:20.760
10	1:12.658	225KW	24.594	28.431	19.633	114.9	13:33.418
11	1:12.992	225KW	25.018	28.209	19.765	114.4	14:46.410
12	1:13.100		24.647	28.511	19.942	114.3	15:59.510
13	1:13.573		25.156	28.551	19.866	113.5	17:13.083
14	1:13.465		24.826	28.746	19.893	113.7	18:26.548
15	1:15.366		24.975	30.440	19.951	110.8	19:41.914
16	1:13.269		24.785	28.695	19.789	114.0	20:55.183
17	1:13.457		25.064	28.644	19.749	113.7	22:08.640
18	1:12.981		24.834	28.479	19.668	114.4	23:21.621
19	1:13.636		25.042	28.653	19.941	113.4	24:35.257
20	1:13.491		24.941	28.600	19.950	113.6	25:48.748
21	1:22.864		28.430	30.575	23.859	100.8	27:11.612
22	2:07.819		31.034	1:15.891	20.894	65.3	29:19.431
23	1:15.339		25.905	29.297	20.137	110.9	30:34.770
24	1:14.408		25.911	28.605	19.892	112.2	31:49.178
25	1:14.232		24.737	28.874	20.621	112.5	33:03.410
26	1:13.573		24.958	28.662	19.953	113.5	34:16.983
27	1:13.648		24.645	29.156	19.847	113.4	35:30.631
28	1:13.528		24.656	28.431	20.441	113.6	36:44.159
29	1:16.230		25.349	29.604	21.277	109.6	38:00.389
30	1:12.582		24.554	28.223	19.805	115.1	39:12.971
31	1:13.133	225KW	25.345	28.326	19.462	114.2	40:26.104
32	1:12.351	225KW	24.158	28.288	19.905	115.4	41:38.455
33	1:12.384	225KW	24.727	28.045	19.612	115.4	42:50.839
34	1:12.838	225KW	24.855	28.323	19.660	114.7	44:03.677
35	1:12.759		24.639	28.370	19.750	114.8	45:16.436
36	1:34.692		44.029	29.161	21.502	88.2	46:51.128

8 Tom DILLMANN — FRA
NIO Formula E Team — NIO Sport 004

Lap	Time		Sector 1	Sector 2	Sector 3	Kph	Elapsed
1	1:29.282		35.977	32.099	21.206	93.5	1:29.282

11 Lucas DI GRASSI — BRA
Audi Sport Abt Schaeffler Formula E Te — Audi e-tron FE05

Lap	Time		Sector 1	Sector 2	Sector 3	Kph	Elapsed
1	1:29.534		36.614	32.036	20.884	93.3	1:29.534
2	1:20.818		25.747	33.631	21.440	103.3	2:50.352
3	1:14.135		24.926	29.016	20.193	112.7	4:04.487
4	1:13.784		25.244	28.636	19.904	113.2	5:18.271
5	1:13.398		24.977	28.551	19.870	113.8	6:31.669
6	1:13.632		25.194	28.683	19.755	113.4	7:45.301
7	1:12.804	225KW	24.763	28.310	19.731	114.7	8:58.105
8	1:13.340	225KW	24.642	29.006	19.692	113.9	10:11.445
9	1:13.228	225KW	24.861	28.550	19.817	114.1	11:24.673
10	1:14.363	225KW	24.673	29.641	20.049	112.3	12:39.036
11	1:13.836		25.006	28.907	19.923	113.1	13:52.872
12	1:14.237		25.505	28.691	20.041	112.5	15:07.109
13	1:13.562		24.984	28.674	19.904	113.5	16:20.671
14	1:13.216		24.933	28.435	19.848	114.1	17:33.887
15	1:12.842		24.637	28.453	19.752	114.7	18:46.729
16	1:12.765		24.662	28.463	19.640	114.8	19:59.494
17	1:13.121		24.825	28.629	19.667	114.2	21:12.615
18	1:13.150		24.721	28.702	19.727	114.2	22:25.765
19	1:13.132		24.699	28.478	19.955	114.2	23:38.897
20	1:12.951		24.649	28.519	19.783	114.5	24:51.848
21	1:20.685		24.636	28.718	27.331	103.5	26:12.533
22	2:57.931		1:09.223	1:27.017	21.691	46.9	29:10.464
23	1:16.384		25.876	29.983	20.525	109.3	30:26.848
24	1:15.300	250KW	25.639	29.547	20.114	110.9	31:42.148
25	1:13.037	225KW	24.672	28.553	19.812	114.4	32:55.185
26	1:13.306	225KW	24.608	28.755	19.943	113.9	34:08.491
27	1:14.035	225KW	24.988	29.017	20.030	112.8	35:22.526
28	1:15.236	225KW	24.778	30.525	19.933	111.0	36:37.762
29	1:12.592		24.483	28.468	19.641	115.1	37:50.354
30	1:12.343		24.376	28.241	19.726	115.5	39:02.697
31	1:12.204		24.256	28.237	19.711	115.7	40:14.901
32	1:12.467		24.474	28.189	19.804	115.3	41:27.368
33	1:12.331		24.210	28.344	19.777	115.5	42:39.699
34	1:13.353		24.550	28.882	19.921	113.9	43:53.052

Title Partner Technical Partner Official Partners
ABB MICHELIN TAG HEUER DHL SAUDIA Allianz BOSCH Heineken enel x BOSS modis ANTOFAGASTA MINERALS

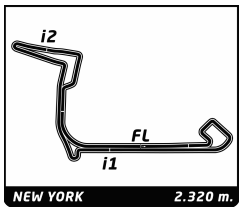

ABB FIA Formula E Championship
Round 12 - New York City ePrix
Race
Analysis

Official Timekeeper TAGHeuer

250KW | 225KW | Personal Best | Session Best | **B** Crossing the finish line in pit lane

Lap	Time	Sector 1	Sector 2	Sector 3	Kph	Elapsed
35	1:13.893	24.578	29.375	19.940	113.0	45:06.945
36	1:12.991	24.333	28.536	20.122	114.4	46:19.936

16 Oliver TURVEY — GBR
NIO Formula E Team — NIO Sport 004

Lap	Time	Sector 1	Sector 2	Sector 3	Kph	Elapsed
1	1:30.433	36.847	32.627	20.959	92.4	1:30.433
2	1:22.254	25.647	34.415	22.192	101.5	2:52.687
3	1:14.363	25.233	29.008	20.122	112.3	4:07.050
4	1:15.254	25.755	29.425	20.074	111.0	5:22.304
5	1:13.977	25.082	28.839	20.056	112.9	6:36.281
6	1:14.581	25.128	29.414	20.039	112.0	7:50.862
7	1:13.169	24.844	28.445	19.880	114.1	9:04.031
8	1:13.528	24.894	28.616	20.018	113.6	10:17.559
9	1:13.494	24.773	28.860	19.861	113.6	11:31.053
10	1:14.025	24.842	28.982	20.201	112.8	12:45.078
11	1:14.429	25.214	29.001	20.214	112.2	13:59.507
12	1:16.038	26.255	29.182	20.601	109.8	15:15.545
13	1:15.596	26.360	29.054	20.182	110.5	16:31.141
14	1:14.680	25.415	29.060	20.205	111.8	17:45.821
15	1:14.347	25.125	29.029	20.193	112.3	19:00.168
16	1:14.339	25.316	28.904	20.119	112.4	20:14.507
17	1:14.282	25.246	28.956	20.080	112.4	21:28.789
18	1:14.279	25.120	29.041	20.118	112.4	22:43.068
19	1:14.279	25.127	28.808	20.344	112.4	23:57.347
20	1:14.365	25.229	28.919	20.217	112.3	25:11.712
21	1:28.590	25.242	36.296	27.052	94.3	26:40.302
22	2:38.668	55.974	1:21.023	21.671	52.6	29:18.970
23	1:15.487	25.814	29.341	20.332	110.6	30:34.457
24	1:13.757	24.955	28.747	20.055	113.2	31:48.214
25	1:14.349	25.252	28.902	20.195	112.3	33:02.563
26	1:13.230	24.692	28.665	19.873	114.1	34:15.793
27	1:13.679	25.291	28.440	19.948	113.4	35:29.472
28	1:13.980	24.381	28.756	20.843	112.9	36:43.452
29	1:14.989	25.018	29.449	20.522	111.4	37:58.441
30	1:13.385	24.619	28.646	20.120	113.8	39:11.826
31	1:13.393	24.582	28.835	19.976	113.8	40:25.219
32	1:13.101	24.576	28.366	20.159	114.3	41:38.320
33	1:14.293	25.554	28.736	20.003	112.4	42:52.613
34	1:13.581	24.840	28.674	20.067	113.5	44:06.194
35	1:13.850	24.676	28.949	20.225	113.1	45:20.044
36	1:21.393	30.791	29.513	21.089	102.6	46:41.437

17 Gary PAFFETT — GBR
HWA RACELAB — Venturi VFE05

Lap	Time	Sector 1	Sector 2	Sector 3	Kph	Elapsed
1	1:27.573	35.609	31.169	20.795	95.4	1:27.573
2	1:18.370	26.201	31.889	20.280	106.6	2:45.943
3	1:16.256	25.530	30.359	20.367	109.5	4:02.199
4	1:13.586	25.107	28.686	19.793	113.5	5:15.785
5	1:13.289	25.092	28.528	19.669	114.0	6:29.074
6	1:14.458	24.998	29.731	19.729	112.2	7:43.532
7	1:13.728	24.987	28.733	20.008	113.3	8:57.260
8	1:13.903	24.846	29.091	19.966	113.0	10:11.163
9	1:14.441	25.094	29.372	19.975	112.2	11:25.604
10	1:14.136	24.779	29.196	20.161	112.7	12:39.740
11	1:14.630	25.008	29.023	20.599	111.9	13:54.370
12	1:14.627	25.459	29.124	20.044	111.9	15:08.997
13	1:13.503	24.949	28.840	19.714	113.6	16:22.500
14	1:13.670	24.972	28.926	19.772	113.4	17:36.170
15	1:16.937	25.099	30.984	20.854	108.6	18:53.107
16	1:14.354	25.736	28.788	19.830	112.3	20:07.461
17	1:13.550	25.001	28.775	19.774	113.6	21:21.011
18	1:13.887	25.423	28.649	19.815	113.0	22:34.898
19	1:13.513	24.803	28.747	19.963	113.6	23:48.411
20	1:13.356	24.842	28.645	19.869	113.9	25:01.767
21	1:24.621	25.002	31.963	27.656	98.7	26:26.388
22	2:50.761	1:05.877	1:23.805	21.079	48.9	29:17.149
23	1:15.106	25.607	29.567	19.932	111.2	30:32.255
24	1:13.824	24.777	29.039	20.008	113.1	31:46.079
25	1:17.005	24.632	31.824	20.549	108.5	33:03.084
26	1:13.060	24.808	28.481	19.771	114.3	34:16.144
27	1:13.689	25.146	28.751	19.792	113.3	35:29.833
28	1:13.939	24.430	28.754	20.755	113.0	36:43.772
29	1:18.939	25.252	29.565	24.122	105.8	38:02.711
30	1:14.308	25.820	28.717	19.771	112.4	39:17.019
31	1:12.856	24.751	28.453	19.652	114.6	40:29.875
32	1:12.288	24.398	28.258	19.632	115.5	41:42.163
33	1:12.986	24.711	28.489	19.786	114.4	42:55.149
34	1:15.686	26.885	29.066	19.735	110.4	44:10.835
35	1:12.750	24.654	28.429	19.667	114.8	45:23.585
36	1:20.645	29.853	29.885	20.907	103.6	46:44.230

19 Felipe MASSA — BRA
Venturi Formula E Team — Venturi VFE05

Lap	Time	Sector 1	Sector 2	Sector 3	Kph	Elapsed
1	1:30.958	37.343	32.290	21.325	91.8	1:30.958
2	1:18.346	25.573	31.462	21.311	106.6	2:49.304
3	1:14.822	25.385	29.094	20.343	111.6	4:04.126
4	1:13.711	25.133	28.608	19.970	113.3	5:17.837
5	1:13.225	24.735	28.413	20.077	114.1	6:31.062
6	1:13.505	24.909	28.697	19.899	113.6	7:44.567
7	1:13.293	24.592	28.706	19.995	114.0	8:57.860
8	1:14.535	25.753	28.760	20.022	112.1	10:12.395
9	1:13.601	24.805	28.841	19.955	113.5	11:25.996
10	1:14.168	24.822	29.319	20.027	112.6	12:40.164
11	1:14.642	24.975	29.098	20.569	111.9	13:54.806
12	1:15.221	25.283	29.941	19.997	111.0	15:10.027
13	1:13.374	24.827	28.587	19.960	113.8	16:23.401
14	1:13.493	24.803	28.581	20.109	113.6	17:36.894
15	1:14.851	25.047	29.663	20.141	111.6	18:51.745
16	1:12.939	24.556	28.439	19.944	114.5	20:04.684
17	1:12.911	24.666	28.475	19.770	114.6	21:17.595
18	1:13.353	24.685	28.615	20.053	113.9	22:30.948
19	1:13.560	24.821	28.595	20.144	113.5	23:44.508
20	1:13.447	24.826	28.582	20.039	113.7	24:57.955
21	1:21.243	24.772	30.619	25.852	102.8	26:19.198
22	2:52.316	1:06.083	1:25.113	21.120	48.5	29:11.514
23	1:18.911	25.728	32.599	20.584	105.8	30:30.425
24	1:13.966	24.949	28.961	20.056	112.9	31:44.391
25	1:13.426	24.654	28.724	20.048	113.7	32:57.817
26	1:13.278	24.716	28.631	19.931	114.0	34:11.095
27	1:15.007	24.810	29.672	20.525	111.3	35:26.102
28	1:14.596	24.720	29.593	20.283	112.0	36:40.698
29	1:14.115	25.516	28.669	19.930	112.7	37:54.813
30	1:12.797	24.458	28.558	19.781	114.7	39:07.610
31	1:12.866	24.586	28.446	19.834	114.6	40:20.476
32	1:12.843	24.606	28.364	19.873	114.7	41:33.319

Title Partner Technical Partner Official Partners

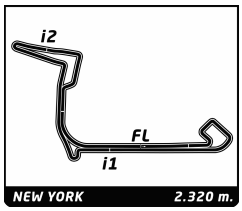

ABB FIA Formula E Championship
Round 12 - New York City ePrix
Race
Analysis

Official Timekeeper TAGHeuer

250KW 225KW Personal Best Session Best **B** Crossing the finish line in pit lane

Lap	Time		Sector 1	Sector 2	Sector 3	Kph	Elapsed
33	1:12.578		24.448	28.330	19.800	115.1	42:45.897
34	1:12.783		24.501	28.411	19.871	114.8	43:58.680
35	1:13.130		24.600	28.610	19.920	114.2	45:11.810

20 Mitch EVANS — NZL
Panasonic Jaguar Racing — Jaguar I-Type III

Lap	Time		Sector 1	Sector 2	Sector 3	Kph	Elapsed
1	1:27.801		35.164	31.939	20.698	95.1	1:27.801
2	1:18.530		25.638	32.604	20.288	106.4	2:46.331
3	1:14.807		25.204	29.726	19.877	111.6	4:01.138
4	1:13.756		25.077	28.820	19.859	113.2	5:14.894
5	1:13.377		24.996	28.651	19.730	113.8	6:28.271
6	1:14.524		25.069	29.836	19.619	112.1	7:42.795
7	1:13.731		25.233	28.613	19.885	113.3	8:56.526
8	1:13.864		24.927	29.180	19.757	113.1	10:10.390
9	1:13.674		25.005	28.711	19.958	113.4	11:24.064
10	1:13.675		24.781	29.009	19.885	113.4	12:37.739
11	1:13.644		25.164	28.591	19.889	113.4	13:51.383
12	1:13.701		25.104	28.623	19.974	113.3	15:05.084
13	1:13.148		24.858	28.429	19.861	114.2	16:18.232
14	1:13.213		24.936	28.371	19.906	114.1	17:31.445
15	1:12.935		24.805	28.330	19.800	114.5	18:44.380
16	1:13.040		24.788	28.410	19.842	114.3	19:57.420
17	1:12.872		24.622	28.418	19.832	114.6	21:10.292
18	1:13.206		24.767	28.815	19.624	114.1	22:23.498
19	1:12.349		24.378	28.250	19.721	115.4	23:35.847
20	1:12.382		24.611	28.063	19.708	115.4	24:48.229
21	1:21.039		24.477	28.990	27.572	103.1	26:09.268
22	2:59.661		1:08.035	1:27.971	23.655	46.5	29:08.929
23	1:15.981		25.785	29.929	20.267	109.9	30:24.910
24	1:14.177		25.564	28.717	19.896	112.6	31:39.087
25	1:13.332		25.242	28.443	19.647	113.9	32:52.419
26	1:12.893		24.607	28.627	19.659	114.6	34:05.312
27	1:13.513		24.577	29.234	19.702	113.6	35:18.825
28	1:12.495		24.367	28.327	19.801	115.2	36:31.320
29	1:13.582		24.435	29.227	19.920	113.5	37:44.902
30	1:12.811		24.399	28.542	19.870	114.7	38:57.713
31	1:13.117		24.542	28.831	19.744	114.2	40:10.830
32	1:13.385		25.055	28.583	19.747	113.8	41:24.215
33	1:13.010		24.844	28.519	19.647	114.4	42:37.225
34	1:13.660		25.154	28.816	19.690	113.4	43:50.885
35	1:13.331		24.724	28.864	19.743	113.9	45:04.216
36	1:13.115		24.649	28.387	20.079	114.2	46:17.331

22 Oliver ROWLAND — GBR
Nissan e.dams — Nissan IM01

Lap	Time		Sector 1	Sector 2	Sector 3	Kph	Elapsed
1	1:31.384		38.115	32.151	21.118	91.4	1:31.384
2	1:19.396		25.844	32.791	20.761	105.2	2:50.780
3	1:14.250		25.217	28.917	20.116	112.5	4:05.030
4	1:14.231		25.191	28.860	20.180	112.5	5:19.261
5	1:13.655		24.967	28.668	20.020	113.4	6:32.916
6	1:13.547		24.992	28.631	19.924	113.6	7:46.463
7	1:13.274		24.836	28.592	19.846	114.0	8:59.737
8	1:13.803		24.989	28.730	20.084	113.2	10:13.540
9	1:13.882		24.964	28.699	20.219	113.0	11:27.422
10	1:13.583		24.741	28.722	20.120	113.5	12:41.005
11	1:15.465		25.001	30.319	20.145	110.7	13:56.470
12	1:15.543		24.953	30.191	20.399	110.6	15:12.013
13	1:13.275		24.688	28.496	20.091	114.0	16:25.288
14	1:13.471		25.031	28.451	19.989	113.7	17:38.759
15	1:13.662		24.739	28.742	20.181	113.4	18:52.421
16	1:13.073		24.661	28.555	19.857	114.3	20:05.494
17	1:13.168		24.609	28.616	19.943	114.1	21:18.662
18	1:13.416		24.967	28.455	19.994	113.8	22:32.078
19	1:13.887		24.993	28.642	20.252	113.0	23:45.965
20	1:13.623		25.424	28.332	19.867	113.4	24:59.588
21	1:20.622		25.056	30.297	25.269	103.6	26:20.210
22	2:51.928		1:07.470	1:23.244	21.214	48.6	29:12.138
23	1:17.127		25.460	31.320	20.347	108.3	30:29.265
24	1:14.636		24.976	29.572	20.088	111.9	31:43.901
25	1:13.322		24.737	28.587	19.998	113.9	32:57.223
26	1:12.929		24.628	28.399	19.902	114.5	34:10.152
27	1:15.295		24.620	30.137	20.538	110.9	35:25.447
28	1:16.818		24.560	31.134	21.124	108.7	36:42.265
29	1:15.731		24.708	30.420	20.603	110.3	37:57.996
30	1:12.803		24.537	28.329	19.937	114.7	39:10.799
31	1:12.576		24.401	28.326	19.849	115.1	40:23.375
32	1:12.618		24.407	28.241	19.970	115.0	41:35.993
33	1:14.629		25.862	28.773	19.994	111.9	42:50.622
34	1:14.093		25.335	28.740	20.018	112.7	44:04.715
35	1:13.176		24.658	28.515	20.003	114.1	45:17.891
36	2:22.470		1:26.663	30.871	24.936	58.6	47:40.361

23 Sébastien BUEMI — CHE
Nissan e.dams — Nissan IM01

Lap	Time		Sector 1	Sector 2	Sector 3	Kph	Elapsed
1	1:20.303		30.162	29.319	20.822	104.0	1:20.303
2	1:15.417		26.155	28.780	20.482	110.7	2:35.720
3	1:14.852		25.461	28.993	20.398	111.6	3:50.572
4	1:13.841		25.274	28.430	20.137	113.1	5:04.413
5	1:13.244		25.086	28.234	19.924	114.0	6:17.657
6	1:13.026		24.873	28.089	20.064	114.4	7:30.683
7	1:13.253		24.881	28.203	20.169	114.0	8:43.936
8	1:12.938		24.692	28.185	20.061	114.5	9:56.874
9	1:12.836		24.524	28.306	20.006	114.7	11:09.710
10	1:12.956		24.729	28.300	19.927	114.5	12:22.666
11	1:13.565		24.808	28.517	20.240	113.5	13:36.231
12	1:13.896		25.097	28.471	20.328	113.0	14:50.127
13	1:13.947		25.029	28.632	20.286	112.9	16:04.074
14	1:13.868		25.197	28.665	20.006	113.1	17:17.942
15	1:13.223		24.604	28.439	20.180	114.1	18:31.165
16	1:13.751		25.005	28.633	20.113	113.2	19:44.916
17	1:13.669		24.916	28.552	20.201	113.4	20:58.585
18	1:13.644		24.967	28.494	20.183	113.4	22:12.229
19	1:13.631		25.054	28.468	20.109	113.4	23:25.860
20	1:13.647		25.002	28.579	20.066	113.4	24:39.507
21	1:19.265		24.892	28.524	25.849	105.4	25:58.772
22	3:08.301		1:11.528	1:31.341	25.432	44.4	29:07.073
23	1:16.003		25.949	29.311	20.743	109.9	30:23.076
24	1:14.195		25.211	28.717	20.267	112.6	31:37.271
25	1:13.630		24.986	28.476	20.168	113.4	32:50.901
26	1:13.509		24.869	28.467	20.173	113.6	34:04.410
27	1:12.944		24.728	28.111	20.105	114.5	35:17.354
28	1:13.143		24.665	28.342	20.136	114.2	36:30.497
29	1:13.128		24.684	28.240	20.204	114.2	37:43.625
30	1:13.191		24.709	28.286	20.196	114.1	38:56.816
31	1:12.711		24.772	28.037	19.902	114.9	40:09.527

Title Partner Technical Partner Official Partners
ABB MICHELIN TAG Heuer DHL SAUDIA Allianz BOSCH Heineken enel x BOSS modis ANTOFAGASTA MINERALS

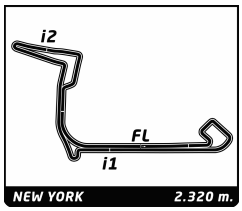

ABB FIA Formula E Championship
Round 12 - New York City ePrix
Race
Analysis

Official Timekeeper TAGHeuer

250KW | 225KW | Personal Best | Session Best | **B** Crossing the finish line in pit lane

Lap	Time	Sector 1	Sector 2	Sector 3	Kph	Elapsed
32	1:12.921	24.772	28.139	20.010	114.5	41:22.448
33	1:13.143	24.869	28.172	20.102	114.2	42:35.591
34	1:13.109	24.670	28.159	20.280	114.2	43:48.700
35	1:14.495	24.771	28.393	21.331	112.1	45:03.195
36	1:13.204	24.584	28.121	20.499	114.1	46:16.399

25 Jean-Eric VERGNE — FRA
DS TECHEETAH — DS E-TENSE FE19

Lap	Time	Sector 1	Sector 2	Sector 3	Kph	Elapsed
1	1:28.463	35.592	31.698	21.173	94.4	1:28.463
2	1:37.562 **B**	25.973	32.970	38.619	85.6	3:06.025
3	1:40.847	51.945	28.860	20.042	82.8	4:46.872
4	1:14.146	25.247	29.026	19.873	112.6	6:01.018
5	1:13.811	25.559	28.519	19.733	113.2	7:14.829
6	1:13.938	25.229	28.920	19.789	113.0	8:28.767
7	1:13.569	25.168	28.551	19.850	113.5	9:42.336
8	1:13.283	25.014	28.486	19.783	114.0	10:55.619
9	1:13.280	25.217	28.347	19.716	114.0	12:08.899
10	1:12.972	24.924	28.315	19.733	114.5	13:21.871
11	1:13.042	24.932	28.283	19.827	114.3	14:34.913
12	1:13.272	25.051	28.399	19.822	114.0	15:48.185
13	1:12.989	24.968	28.313	19.708	114.4	17:01.174
14	1:12.914	25.052	28.236	19.626	114.5	18:14.088
15	1:13.725	25.390	28.496	19.839	113.3	19:27.813
16	1:13.192	25.055	28.441	19.696	114.1	20:41.005
17	1:12.939	24.927	28.263	19.749	114.5	21:53.944
18	1:13.119	25.127	28.278	19.714	114.2	23:07.063
19	1:13.455	25.010	28.360	20.085	113.7	24:20.518
20	1:13.755	25.332	28.540	19.883	113.2	25:34.273
21	1:18.773	25.941	30.314	22.518	106.0	26:53.046
22	2:26.128	45.336	1:19.441	21.351	57.2	29:19.174
23	1:13.967	24.804	29.214	19.949	112.9	30:33.141
24	1:15.275	26.830	28.739	19.706	111.0	31:48.416
25	1:12.101	24.185	28.330	19.586	115.8	33:00.517
26	1:12.662	24.628	28.307	19.727	114.9	34:13.179
27	1:13.740	24.609	29.030	20.101	113.3	35:26.919
28	1:14.596	25.149	29.029	20.418	112.0	36:41.515
29	1:14.596	25.266	29.090	20.240	112.0	37:56.111
30	1:12.592	24.474	28.366	19.752	115.1	39:08.703
31	1:12.611	24.683	28.342	19.586	115.0	40:21.314
32	1:12.791	24.694	28.442	19.655	114.7	41:34.105
33	1:13.042	25.721	27.911	19.410	114.3	42:47.147
34	1:13.023	24.687	28.802	19.534	114.4	44:00.170
35	1:12.063	24.043	28.198	19.822	115.9	45:12.233
36	2:38.674	1:15.032	45.764	37.878	52.6	47:50.907

27 Alexander SIMS — GBR
BMW i ANDRETTI MOTORSPORT — BMW iFE.18

Lap	Time	Sector 1	Sector 2	Sector 3	Kph	Elapsed
1	1:22.108	31.469	30.318	20.321	101.7	1:22.108
2	1:15.582	26.547	29.060	19.975	110.5	2:37.690
3	1:14.042	25.176	29.058	19.808	112.8	3:51.732
4	1:13.803	25.147	28.863	19.793	113.2	5:05.535
5	1:13.236	25.005	28.578	19.653	114.0	6:18.771
6	1:13.210	24.775	28.661	19.774	114.1	7:31.981
7	1:13.143	24.940	28.590	19.613	114.2	8:45.124
8	1:12.949	24.667	28.582	19.700	114.5	9:58.073
9	1:13.706	25.162	28.825	19.719	113.3	11:11.779
10	1:12.752	24.653	28.415	19.684	114.8	12:24.531
11	1:12.833	24.582	28.519	19.732	114.7	13:37.364
12	1:13.547	24.677	28.929	19.941	113.6	14:50.911
13	1:14.086	25.131	28.847	20.108	112.7	16:04.997
14	1:13.965	25.194	28.979	19.792	112.9	17:18.962
15	1:13.551	24.817	28.808	19.926	113.6	18:32.513
16	1:13.502	24.923	28.738	19.841	113.6	19:46.015
17	1:13.671	24.941	28.787	19.943	113.4	20:59.686
18	1:13.415	24.859	28.766	19.790	113.8	22:13.101
19	1:13.653	25.143	28.696	19.814	113.4	23:26.754
20	1:13.202	24.614	28.679	19.909	114.1	24:39.956
21	1:19.548	24.860	28.758	25.930	105.0	25:59.504
22	3:07.737	1:12.508	1:30.682	24.547	44.5	29:07.241
23	1:16.203	25.853	29.781	20.569	109.6	30:23.444
24	1:14.351	25.400	28.899	20.052	112.3	31:37.795
25	1:13.638	25.037	28.860	19.741	113.4	32:51.433
26	1:13.408	25.063	28.636	19.709	113.8	34:04.841
27	1:14.917	24.891	30.203	19.823	111.5	35:19.758
28	1:12.941	24.615	28.407	19.919	114.5	36:32.699
29	1:14.023	25.639	28.628	19.756	112.8	37:46.722
30	1:12.701	24.652	28.316	19.733	114.9	38:59.423
31	1:12.616	24.461	28.506	19.649	115.0	40:12.039
32	1:13.099	24.572	28.913	19.614	114.3	41:25.138
33	1:13.306	24.544	28.913	19.849	113.9	42:38.444
34	1:13.949	24.776	29.391	19.782	112.9	43:52.393
35	1:13.906	24.913	29.080	19.913	113.0	45:06.299
36	1:13.071	24.489	28.635	19.947	114.3	46:19.370

28 Antonio Felix DA COSTA — PRT
BMW i ANDRETTI MOTORSPORT — BMW iFE.18

Lap	Time	Sector 1	Sector 2	Sector 3	Kph	Elapsed
1	1:24.986	34.721	30.247	20.018	98.3	1:24.986
2	1:19.123	26.518	32.270	20.335	105.6	2:44.109
3	1:14.583	25.941	28.785	19.857	112.0	3:58.692
4	1:13.151	24.737	28.662	19.752	114.2	5:11.843
5	1:13.388	24.875	28.816	19.697	113.8	6:25.231
6	1:13.355	24.898	28.702	19.755	113.9	7:38.586
7	1:13.732	25.033	28.845	19.854	113.3	8:52.318
8	1:13.834	25.228	28.899	19.707	113.1	10:06.152
9	1:14.014	25.070	29.080	19.864	112.8	11:20.166
10	1:13.494	25.081	28.689	19.724	113.6	12:33.660
11	1:13.491	24.819	28.872	19.800	113.6	13:47.151
12	1:13.477	24.945	28.666	19.866	113.7	15:00.628
13	1:13.497	24.774	28.803	19.920	113.6	16:14.125
14	1:13.545	24.901	28.870	19.774	113.6	17:27.670
15	1:12.830	24.647	28.620	19.563	114.7	18:40.500
16	1:12.984	24.501	28.738	19.745	114.4	19:53.484
17	1:13.342	24.684	28.784	19.874	113.9	21:06.826
18	1:13.311	24.890	28.751	19.670	113.9	22:20.137
19	1:13.649	25.079	28.654	19.916	113.4	23:33.786
20	1:13.299	24.734	28.649	19.916	113.9	24:47.085
21	1:20.837	24.757	28.926	27.154	103.3	26:07.922
22	3:00.598	1:07.807	1:28.793	23.998	46.2	29:08.520
23	1:15.617	26.034	29.585	19.998	110.5	30:24.137
24	1:15.094	26.967	28.471	19.656	111.2	31:39.231
25	1:13.803	25.390	28.601	19.812	113.2	32:53.034
26	1:12.911	24.729	28.357	19.825	114.6	34:05.945
27	1:14.468	24.371	30.284	19.813	112.2	35:20.413
28	1:12.739	24.505	28.502	19.732	114.8	36:33.152
29	1:13.022	24.542	28.591	19.889	114.4	37:46.174

Title Partner Technical Partner Official Partners

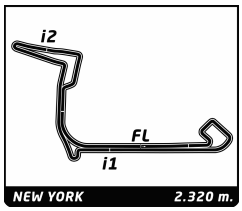

ABB FIA Formula E Championship
Round 12 - New York City ePrix
Race

Analysis

Official Timekeeper TAGHeuer

250KW 225KW Personal Best Session Best **B** Crossing the finish line in pit lane

Lap	Time	Sector 1	Sector 2	Sector 3	Kph	Elapsed
30	1:12.637	24.438	28.496	19.703	115.0	38:58.811
31	1:12.515	24.424	28.368	19.723	115.2	40:11.326
32	1:13.249	24.918	28.696	19.635	114.0	41:24.575
33	1:13.159	24.810	28.678	19.671	114.2	42:37.734
34	1:13.667	24.981	28.909	19.777	113.4	43:51.401
35	1:13.231	24.505	29.005	19.721	114.1	45:04.632
36	1:12.983	24.604	28.571	19.808	114.4	46:17.615

36 André LOTTERER — DEU
DS TECHEETAH — DS E-TENSE FE19

Lap	Time	Sector 1	Sector 2	Sector 3	Kph	Elapsed
1	1:28.802	36.012	31.494	21.296	94.1	1:28.802
2	1:28.412	25.910	40.433	22.069	94.5	2:57.214
3	1:28.338	27.291	40.421	20.626	94.5	4:25.552
4	1:54.252 **B**	49.561	29.224	35.467	73.1	6:19.804
5	1:36.392	48.379	28.245	19.768	86.6	7:56.196
6	1:13.044	24.913	28.329	19.802	114.3	9:09.240
7	1:13.464	25.051	28.418	19.995	113.7	10:22.704
8	1:12.995	24.865	28.354	19.776	114.4	11:35.699
9	1:12.843	24.907	28.246	19.690	114.7	12:48.542
10	1:13.212	25.020	28.297	19.895	114.1	14:01.754
11	1:13.970	25.024	28.601	20.345	112.9	15:15.724
12	1:13.589	25.186	28.452	19.951	113.5	16:29.313
13	1:13.836	24.769	28.539	20.528	113.1	17:43.149
14	1:13.706	24.890	28.615	20.201	113.3	18:56.855
15	1:12.180	24.478	28.081	19.621	115.7	20:09.035
16	1:12.334	24.441	28.144	19.749	115.5	21:21.369
17	1:12.658	24.463	28.334	19.861	114.9	22:34.027
18	1:13.127	24.755	28.257	20.115	114.2	23:47.154
19	1:13.572	25.012	28.723	19.837	113.5	25:00.726
20	1:23.408	24.941	31.720	26.747	100.1	26:24.134
21	2:50.786	1:06.762	1:23.139	20.885	48.9	29:14.920
22	1:16.215	25.135	30.619	20.461	109.6	30:31.135
23	1:14.148	25.021	29.229	19.898	112.6	31:45.283
24	1:13.301	24.757	28.774	19.770	113.9	32:58.584
25	1:13.429	24.823	28.708	19.898	113.7	34:12.013
26	1:15.469	24.647	30.509	20.313	110.7	35:27.482
27	1:15.485	24.990	29.829	20.666	110.6	36:42.967
28	1:14.615	25.095	29.305	20.215	111.9	37:57.582
29	1:12.436	24.659	28.042	19.735	115.3	39:10.018
30	1:12.363	24.602	28.271	19.490	115.4	40:22.381
31	1:12.217	24.507	28.130	19.580	115.7	41:34.598
32	1:14.663	26.451	28.534	19.678	111.9	42:49.261
33	1:12.785	24.591	28.460	19.734	114.7	44:02.046
34	1:12.581	24.568	28.282	19.731	115.1	45:14.627
35	2:02.325	51.638	35.262	35.425	68.3	47:16.952

48 Edoardo MORTARA — CHE
Venturi Formula E Team — Venturi VFE05

Lap	Time	Sector 1	Sector 2	Sector 3	Kph	Elapsed
1	1:32.139	38.613	32.263	21.263	90.6	1:32.139
2	1:19.790	25.871	32.995	20.924	104.7	2:51.929
3	1:14.031	25.358	28.829	19.844	112.8	4:05.960
4	1:14.818	26.026	28.927	19.865	111.6	5:20.778
5	1:13.429	24.989	28.606	19.834	113.7	6:34.207
6	1:13.119	24.731	28.543	19.845	114.2	7:47.326
7	1:13.061	24.638	28.582	19.841	114.3	9:00.387
8	1:13.617	24.773	28.880	19.964	113.5	10:14.004
9	1:13.815	24.826	28.833	20.156	113.1	11:27.819
10	1:13.489	24.869	28.659	19.961	113.6	12:41.308
11	1:14.389	24.852	29.504	20.033	112.3	13:55.697
12	1:15.299	25.015	30.279	20.005	110.9	15:10.996
13	1:13.355	24.856	28.706	19.793	113.9	16:24.351
14	1:12.965	24.521	28.571	19.873	114.5	17:37.316
15	1:13.687	24.890	28.870	19.927	113.3	18:51.003
16	1:12.706	24.714	28.349	19.643	114.9	20:03.709
17	1:12.483	24.554	28.354	19.575	115.2	21:16.192
18	1:12.668	24.513	28.425	19.730	114.9	22:28.860
19	1:13.145	24.544	28.595	20.006	114.2	23:42.005
20	1:13.052	24.648	28.495	19.909	114.3	24:55.057
21	1:20.321	24.556	29.238	26.527	104.0	26:15.378
22	2:55.548	1:07.707	1:26.484	21.357	47.6	29:10.926
23	1:16.651	26.009	30.160	20.482	109.0	30:27.577
24	1:15.745	25.476	30.067	20.202	110.3	31:43.322
25	1:13.251	24.769	28.607	19.875	114.0	32:56.573
26	1:12.941	24.441	28.633	19.867	114.5	34:09.514
27	1:15.464	24.829	29.910	20.725	110.7	35:24.978

64 Jérôme D'AMBROSIO — BEL
MAHINDRA RACING — Mahindra M5Electro

Lap	Time	Sector 1	Sector 2	Sector 3	Kph	Elapsed
1	1:32.975	39.219	32.186	21.570	89.8	1:32.975
2	1:19.918	26.032	32.811	21.075	104.5	2:52.893
3	1:14.867	25.582	29.143	20.142	111.6	4:07.760
4	1:15.135	26.034	28.850	20.251	111.2	5:22.895
5	1:13.777	24.958	28.863	19.956	113.2	6:36.672
6	1:14.402	25.027	29.487	19.888	112.3	7:51.074
7	1:13.521	24.876	28.663	19.982	113.6	9:04.595
8	1:13.892	24.741	28.826	20.325	113.0	10:18.487
9	1:13.450	24.734	28.635	20.081	113.7	11:31.937
10	1:13.649	24.812	28.749	20.088	113.4	12:45.586
11	1:14.214	25.015	29.115	20.084	112.5	13:59.800
12	1:15.183	25.131	28.838	21.214	111.1	15:14.983
13	1:13.834	25.178	28.687	19.969	113.1	16:28.817
14	1:13.953	24.812	28.578	20.563	112.9	17:42.770
15	1:13.717	24.812	28.648	20.257	113.3	18:56.487
16	1:14.027	25.461	28.495	20.071	112.8	20:10.514
17	1:13.242	24.780	28.526	19.936	114.0	21:23.756
18	1:13.191	24.739	28.571	19.881	114.1	22:36.947
19	1:13.132	24.659	28.375	20.098	114.2	23:50.079
20	1:13.002	24.592	28.251	20.159	114.4	25:03.081
21	1:24.630	24.603	32.560	27.467	98.7	26:27.711
22	2:50.357	1:05.628	1:23.364	21.365	49.0	29:18.068
23	1:14.880	25.181	29.461	20.238	111.5	30:32.948
24	1:13.453	24.898	28.513	20.042	113.7	31:46.401
25	1:15.392	24.649	30.711	20.032	110.8	33:01.793
26	1:12.381	24.369	28.219	19.793	115.4	34:14.174
27	1:13.931	24.913	28.541	20.477	113.0	35:28.105
28	1:14.536	24.741	29.027	20.768	112.1	36:42.641
29	1:14.464	24.739	29.615	20.110	112.2	37:57.105
30	1:12.662	24.442	28.304	19.916	114.9	39:09.767
31	1:12.491	24.427	28.256	19.808	115.2	40:22.258
32	1:13.129	25.109	28.171	19.849	114.2	41:35.387
33	1:13.182	25.059	28.307	19.816	114.1	42:48.569
34	1:12.783	24.382	28.407	19.994	114.8	44:01.352
35	1:12.858	24.435	28.519	19.904	114.6	45:14.210
36	1:20.908	29.770	29.591	21.547	103.2	46:35.118

Title Partner Technical Partner Official Partners

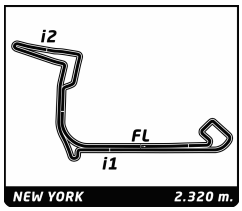

ABB FIA Formula E Championship

Round 12 - New York City ePrix

Race

Analysis

Official Timekeeper TAGHeuer

250KW | 225KW | Personal Best | Session Best | **B** Crossing the finish line in pit lane

66 Daniel ABT — DEU

Audi Sport Abt Schaeffler Formula E Te — Audi e-tron FE05

Lap	Time		Sector 1	Sector 2	Sector 3	Kph	Elapsed
1	1:22.621		31.941	30.386	20.294	101.1	1:22.621
2	1:15.716		26.672	28.998	20.046	110.3	2:38.337
3	1:14.194		25.048	29.155	19.991	112.6	3:52.531
4	1:13.582		24.973	28.701	19.908	113.5	5:06.113
5	1:13.498		24.987	28.696	19.815	113.6	6:19.611
6	1:13.052		24.687	28.492	19.873	114.3	7:32.663
7	1:13.263		24.786	28.624	19.853	114.0	8:45.926
8	1:12.872	225KW	24.878	28.290	19.704	114.6	9:58.798
9	1:13.512	225KW	24.660	29.021	19.831	113.6	11:12.310
10	1:12.825	225KW	24.495	28.426	19.904	114.7	12:25.135
11	1:13.176	225KW	24.595	28.598	19.983	114.1	13:38.311
12	1:14.182		25.012	29.075	20.095	112.6	14:52.493
13	1:13.570		24.833	28.705	20.032	113.5	16:06.063
14	1:13.614		24.962	28.662	19.990	113.5	17:19.677
15	1:13.352		24.743	28.554	20.055	113.9	18:33.029
16	1:13.679		24.904	28.893	19.882	113.4	19:46.708
17	1:13.589		24.884	28.709	19.996	113.5	21:00.297
18	1:13.573		25.094	28.566	19.913	113.5	22:13.870
19	1:13.556		24.798	28.803	19.955	113.5	23:27.426
20	1:13.506		24.802	28.661	20.043	113.6	24:40.932
21	1:19.477		24.701	28.641	26.135	105.1	26:00.409
22	3:07.382		1:13.055	1:29.858	24.469	44.6	29:07.791
23	1:15.792	225KW	26.050	29.534	20.208	110.2	30:23.583
24	1:18.853	225KW	29.265	29.642	19.946	105.9	31:42.436
25	1:13.218	225KW	24.661	28.766	19.791	114.1	32:55.654
26	1:13.477	225KW	24.577	28.832	20.068	113.7	34:09.131
27	1:15.038		24.951	29.694	20.393	111.3	35:24.169
28	1:14.781		24.436	30.030	20.315	111.7	36:38.950
29	1:12.889		24.511	28.461	19.917	114.6	37:51.839
30	1:12.224		24.432	28.078	19.714	115.6	39:04.063
31	1:12.579		24.759	28.075	19.745	115.1	40:16.642
32	1:12.109		24.140	28.233	19.736	115.8	41:28.751
33	1:12.331		24.136	28.389	19.806	115.5	42:41.082
34	1:13.136		24.396	28.383	20.357	114.2	43:54.218
35	1:13.692		24.545	29.133	20.014	113.3	45:07.910
36	1:12.869		24.558	28.420	19.891	114.6	46:20.779

94 Pascal WEHRLEIN — DEU

MAHINDRA RACING — Mahindra M5Electro

Lap	Time		Sector 1	Sector 2	Sector 3	Kph	Elapsed
1	1:21.933		31.226	30.139	20.568	101.9	1:21.933
2	1:17.576		27.859	29.434	20.283	107.7	2:39.509
3	1:14.379		25.127	29.107	20.145	112.3	3:53.888
4	1:13.787		25.200	28.633	19.954	113.2	5:07.675
5	1:13.422		24.963	28.462	19.997	113.8	6:21.097
6	1:13.669		24.889	28.707	20.073	113.4	7:34.766
7	1:13.403		24.693	28.625	20.085	113.8	8:48.169
8	1:13.664		24.830	28.740	20.094	113.4	10:01.833
9	1:13.904		25.137	28.772	19.995	113.0	11:15.737
10	1:13.241	225KW	24.914	28.546	19.781	114.0	12:28.978
11	1:13.627	225KW	24.822	28.875	19.930	113.4	13:42.605
12	1:13.321	225KW	24.804	28.487	20.030	113.9	14:55.926
13	1:14.001	225KW	24.969	28.879	20.153	112.9	16:09.927
14	1:13.744		25.034	28.602	20.108	113.3	17:23.671
15	1:14.147		24.962	29.112	20.073	112.6	18:37.818
16	1:13.840		24.982	28.714	20.144	113.1	19:51.658
17	1:13.601		24.990	28.628	19.983	113.5	21:05.259
18	1:13.678		24.914	28.749	20.015	113.4	22:18.937
19	1:13.666		24.863	28.674	20.129	113.4	23:32.603
20	1:13.619		24.880	28.547	20.192	113.4	24:46.222
21	1:23.963		25.570	30.265	28.128	99.5	26:10.185
22	2:59.588		1:08.614	1:28.380	22.594	46.5	29:09.773
23	1:16.151		25.719	29.625	20.807	109.7	30:25.924
24	1:14.738	225KW	26.110	28.748	19.880	111.8	31:40.662
25	1:13.452	225KW	24.898	28.789	19.765	113.7	32:54.114
26	1:13.069	225KW	24.736	28.518	19.815	114.3	34:07.183
27	1:14.699	225KW	24.536	30.083	20.080	111.8	35:21.882
28	1:17.595		25.029	32.145	20.421	107.6	36:39.477
29	1:13.881		24.714	28.943	20.224	113.0	37:53.358
30	1:13.162		24.569	28.573	20.020	114.2	39:06.520
31	1:12.654		24.500	28.286	19.868	115.0	40:19.174
32	1:12.723		24.454	28.355	19.914	114.8	41:31.897
33	1:12.675		24.526	28.346	19.803	114.9	42:44.572
34	1:12.751		24.546	28.302	19.903	114.8	43:57.323
35	1:12.860		24.594	28.402	19.864	114.6	45:10.183
36	1:12.759		24.496	28.444	19.819	114.8	46:22.942

Title Partner Technical Partner Official Partners

FIA FORMULA E CHAMPIONSHIP 2018-19

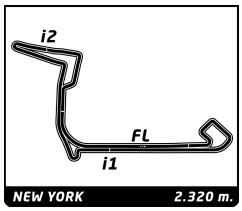

Round 12 - New York City ePrix

ABB FIA Formula E Championship

Race

Weather Report

Official Timekeeper TAGHeuer

Air Temperature

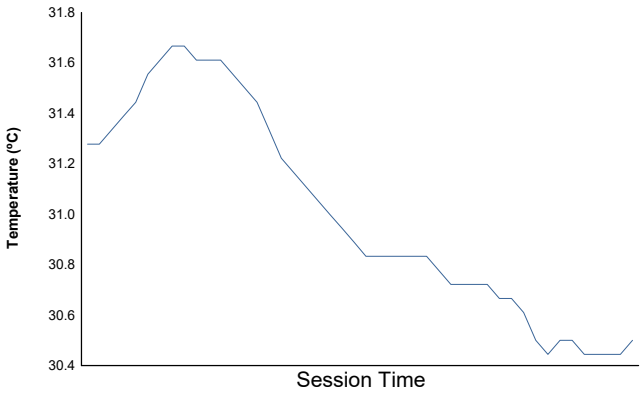

Track Temperature

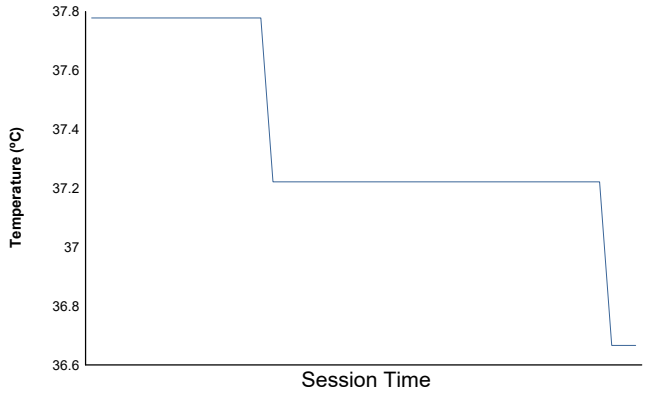

Humidity

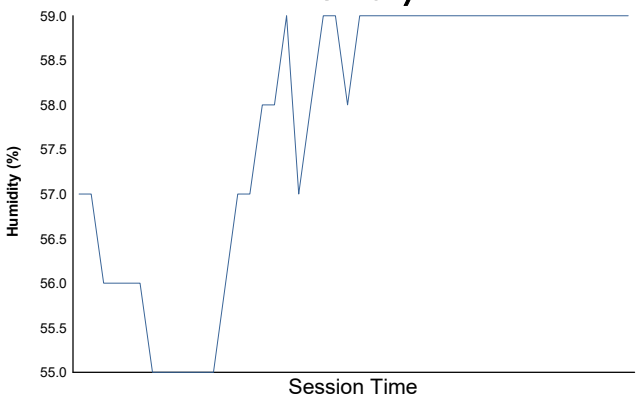

Pressure

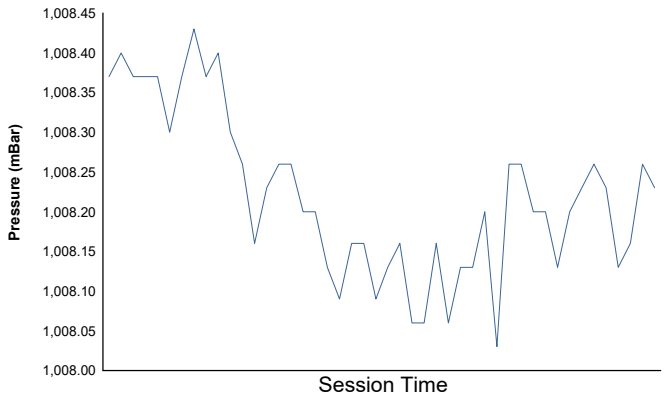

Wind Speed

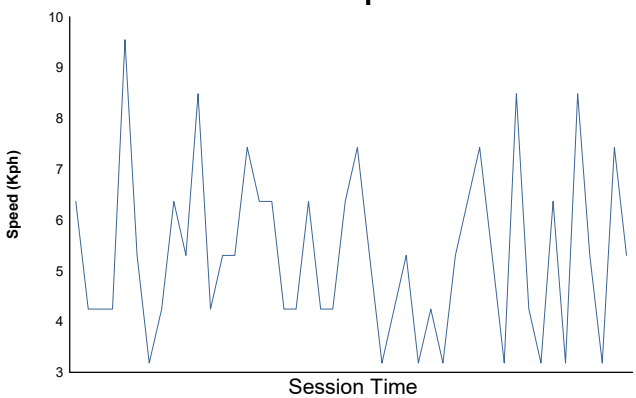

Wind direction

North = 0º/360º Est = 90º South = 180º West= 270º

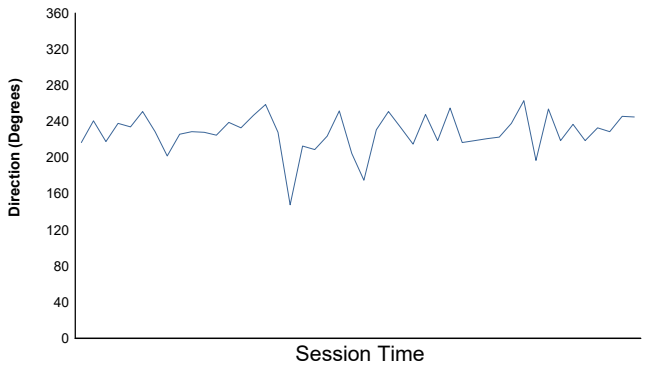

Track Status: **DRY**

Title Partner Technical Partner Official Partners